

RS 200



RS 200

Bajaj Auto Limited
Akurdi Pune 411 035 India
Tel +91 20 27472851
Fax +91 20 27407385
www.bajajauto.com

Spare Parts Catalogue



Notice

All information contained in this manual is based on the latest product information at the time of publication. Bajaj Auto Limited accepts no liability for any inaccuracies or omissions in this publication, although every possible care has been taken to make it as complete and accurate as possible. All procedures and specifications subject to change without prior notice. The right is reserved to make such changes at any time without prior notice and without incurring an obligation to make such changes to product manufactured previously. Contact your authorized Bajaj Dealer for the latest information on product improvements incorporated after this manual was issued.

DOC. NO.: XXXXXXXX

REV. 00, AUG 15

Copy rights : All rights reserved. No part of this publicatin may be reproduced, stored in a retrival system, Or transmitted in any form or by any means, electronic mechanical photocopying, recording or otherwise, without the prior written permission of Bajaj Auto LTD.

Foreword

We have pleasure in presenting the Spare Parts Catalogue for 'Pulsar / Rouser / Pulse 200 RS' Motorcycle. This catalogue has been specially designed to assist you in selecting the correct parts for procurement to maintain 100% availability.

The Bajaj spares are subjected to the stringent quality control standards to ensure longer life of the vehicle. It is therefore necessary that only the Genuine Bajaj Spares are used.

In a continual effort to improve Performance and Efficiency of the vehicles, Specifications, Diagrams, Illustrations and Part Numbers can change without notice. Consequently, the description in this Spare Parts Catalogue cannot therefore be final and binding on us.

The modifications / alterations which are carried out after the issue of this catalogue, will be conveyed to you through our Service Circulars. You are requested to make necessary corrections in the Parts Catalogue as per the circulars so as to keep your catalogue up-to-date. This will ensure the appropriate and speedy delivery of the Spare Parts as the order placed will bear the latest part numbers.

In case, if you need any technical assistance contact the concerned Regional Office or write to us on the following address :

Bajaj Auto Limited

Service Department

Akurdi, Pune 411 035 India

Phone : 020-27406557

Fax : 020-27407385

Instructions

- 1. How to Read the Catalogue :** Open the catalogue and from the pictorial index locate the group in which the part you want to find is present. Turn over to the concerned page number (as given by pictorial index). Now find out the figure of the part you wish to order. Write down the part number against that particular figure number from the text.

In case, if you have the part number and you need the other details, the part index can be used. The part index (at the end of the catalogue) will give you the figure and page number of the part you wish to order.

- 2. How to Order Spare Parts :** The part number and the description of the part required should be invariably mentioned in the order as per the catalogue text.

The latest part number as conveyed through our service circulars should only appear on the order. In case of ordering painted components, colour shade of the components should be mentioned.

The quantity shown against the part number is the quantity per vehicle for that group so that particular quantity should be multiplied by the number of sets required.

- 3. Part Number System :** We have used 8 digit system for part numbers. The model or hardware item is indicated by first two digits or alphanumeric, the next two or four digits indicate main group and the last four or two digits indicate serial number in main group or serial number or subgroup of fastener respectively. Thus the part numbers will be indicated by 2-2-4 or 2-4-2 digit system. Understanding this system will enable you to identify the spare parts easily.

- 4. Abbreviations :** The following abbreviations are used in this catalogue.

Assly	Assembly	V	Volts
N.I.	Not illustrated	W	Watts
C'case	Crankcase	Accl.	Accelerator
Cyl	Cylinder	Comp.	Complete
O/s	Over size	Fr.	Front
Rr.	Rear	Std.	Standard
L	Length	A/t.	Alternate
R.H.	Right hand	L.H.	Left hand
Hex.	Hexagonal	AR	As required

Index

Plate No.	Description	Page No.
1	Cover Cylinder Head	2
2	Cylinder Head	4
3	Valve	6
4	Camshaft / Tensioner	8
5	Cylinder and Piston	10
6	Crankshaft	12
7	Transmission	14
8	Change Drum / Shift Fork	16
9	Gear Change Mechanism	18
10	Engine Assly / Crankcase RH	20
11	Crankcase LH	22
12	Balancer Idler Gear / Water Pump	24
13	Oil Pump	26
14	Radiator	28
15	Cover Clutch	30
16	Cover Magneto	32
17	Clutch Assly	34
18	Carburettor	36
19	Air Cleaner Complete	38
20	Silencer Assly	40
21	Starter Assly	42
22	Magneto, C.D.I. & H.T. Coil	44
23	Seat Assly / Seat Lock	46
24	Engine Mountings	48
25	Frame and Frame Fitting	50
26	Swing Arm / Rear Shock Absorber	52
27	Pillion Foot Rest / Holder	54
28	Mudguard- Front & Rear	56
29	Stand Assembly	58
30	Tyre/ Tube / Rim	60

Index

Plate No.	Description	Page No.
31	Front Hub	62
32	Front Master Cylinder	64
33	Front Disc Brake	66
34	Rear Hub	68
35	Rear Disc Brake System	70
36	Rear Brake Pedal	72
37	Handle Bar Assly	74
38	Front Fork	76, 78
39	Painted Parts & Decals	80, 82
40	Radiator Cover	84
41	Petrol Tank, Cap Tank & Gauge Fuel	86
42	Fittings - Petrol Tank, Side Cover & Cover Seat	88
43	Meter Assly.	90
44	Control Cables	92
45	Chain Case	94
46	Head Lamp & Fairing	96
47	Indicator Light Assly.	98
48	Tail Lamp Assly. / Front No. Plate	100
49	Electrical Equipments	102
50	Tool Kit	104
51	Accessories / Grab Handle	106

Pictorial Index

PLATE NO. : 1
COVER CYLINDER HEAD

PAGE NO.
1



PLATE NO. : 2
CYLINDER HEAD

PAGE NO.
3




PLATE NO. : 3
VALVE

PAGE NO.
5

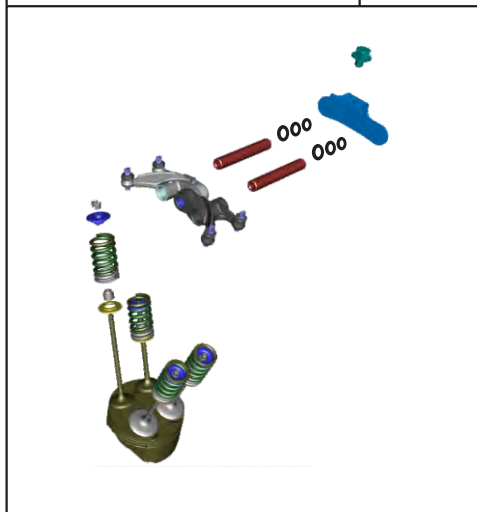
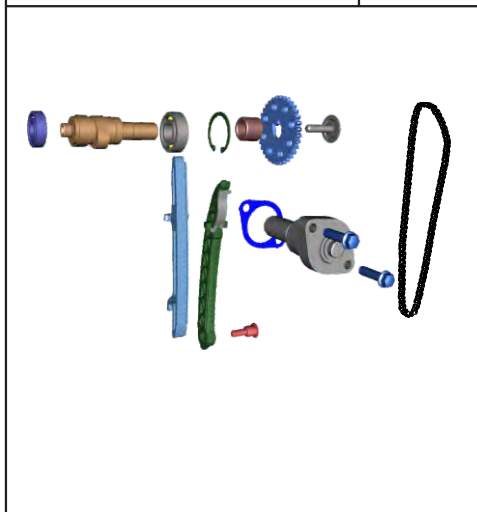


PLATE NO. : 4
CAMSHAFT / TENSIONER

PAGE NO.
7



Pictorial Index

PLATE NO. : 5
CYLINDER & PISTON

PAGE NO.
9

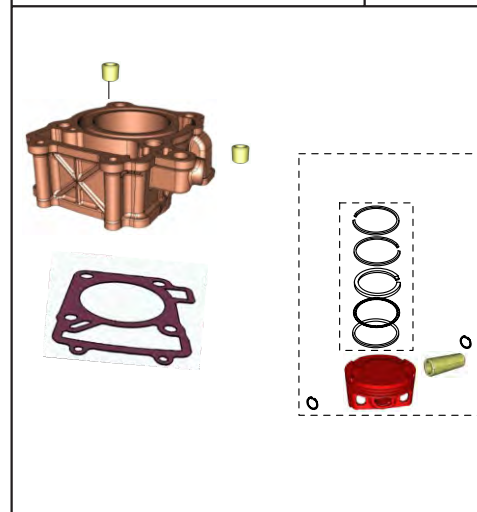


PLATE NO. : 6
CRANKSHAFT

PAGE NO.
11




PLATE NO. : 7
TRANSMISSION

PAGE NO.
13

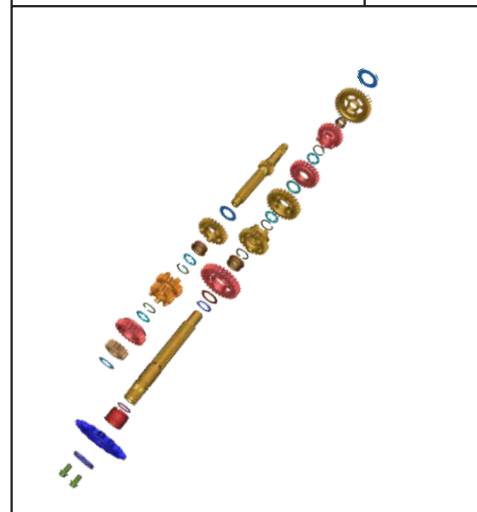



PLATE NO. : 8
CHANGE DRUM / SHIFT FORK

PAGE NO.
15



Pictorial Index

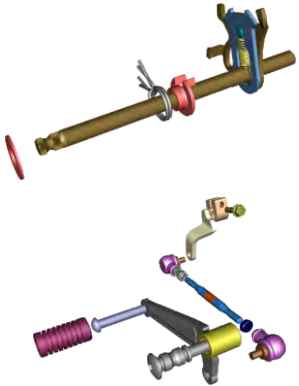

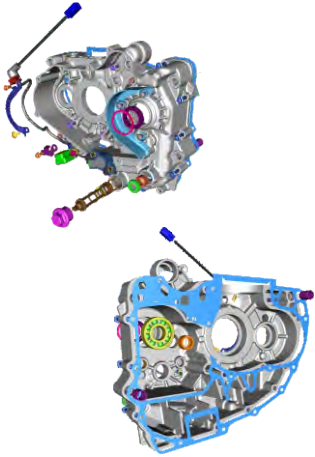
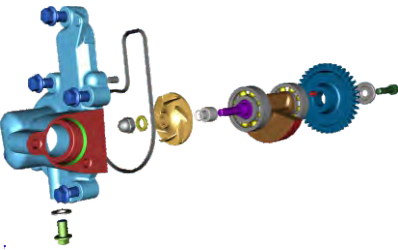
PLATE NO. : 9 GEAR CHANGE MECHANISM	PAGE NO. 17	PLATE NO. : 10 ENGINE ASSLY & CRANKCASE RH	PAGE NO. 19
			

PLATE NO. : 11 CRANKCASE LH	PAGE NO. 21	PLATE NO. : 12 BALANCER IDLER GEAR/WATER PUMP	PAGE NO. 23
			

Pictorial Index


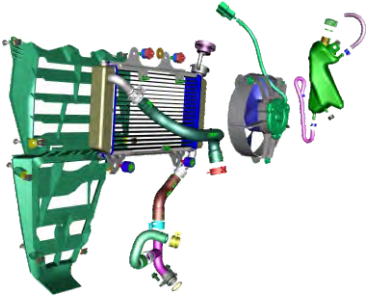
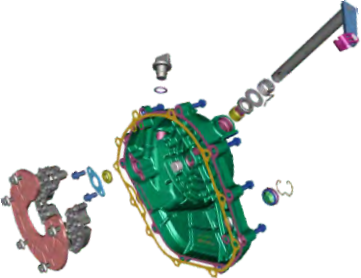
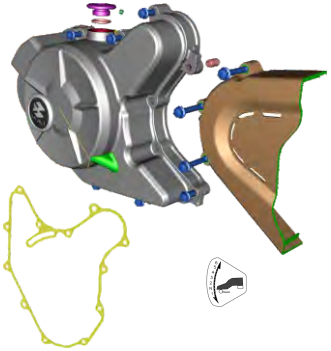
PLATE NO. : 13 OIL PUMP	PAGE NO. 25	PLATE NO. : 14 RADIATOR	PAGE NO. 27
			

PLATE NO. : 15 COVER CLUTCH	PAGE NO. 29	PLATE NO. : 16 COVER MAGNETO	PAGE NO. 31
			

Pictorial Index

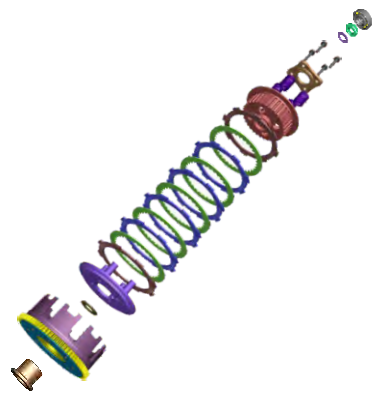

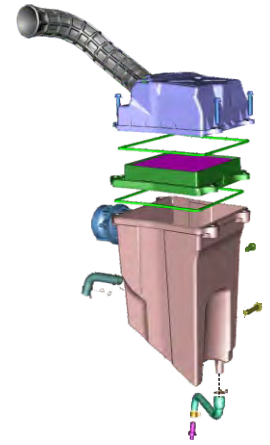
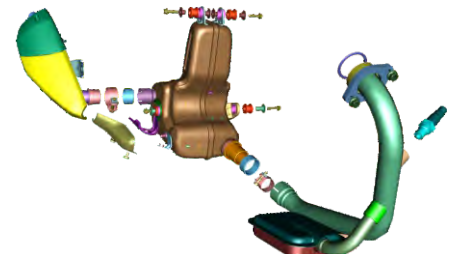
PLATE NO. : 17 CLUTCH ASSEMBLY	PAGE NO. 33	PLATE NO. : 18 THROTTLE BODY	PAGE NO. 35
			

PLATE NO. : 19 AIR CLEANER COMPLETE	PAGE NO. 37	PLATE NO. : 20 SILENCER ASSEMBLY	PAGE NO. 39
			

Pictorial Index


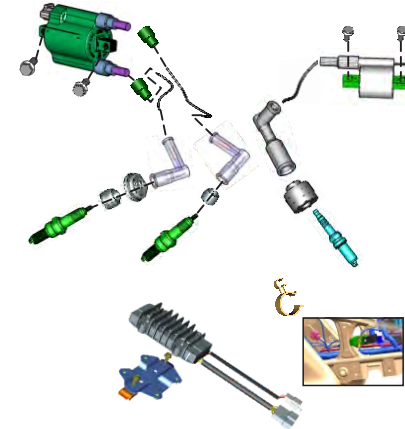

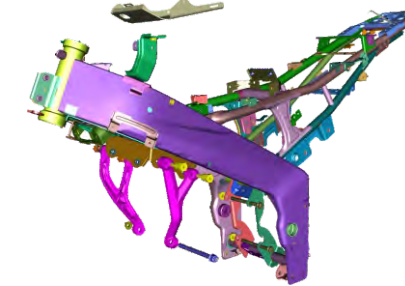
PLATE NO. : 21 STARTER ASSEMBLY	PAGE NO. 41	PLATE NO. : 22 H T COIL AND REGULATOR ASSEMBLY	PAGE NO. 43
			

PLATE NO. : 23 SEAT ASSEMBLY	PAGE NO. 45	PLATE NO. : 24 FRAME & FITTINGS	PAGE NO. 47
			

Pictorial Index

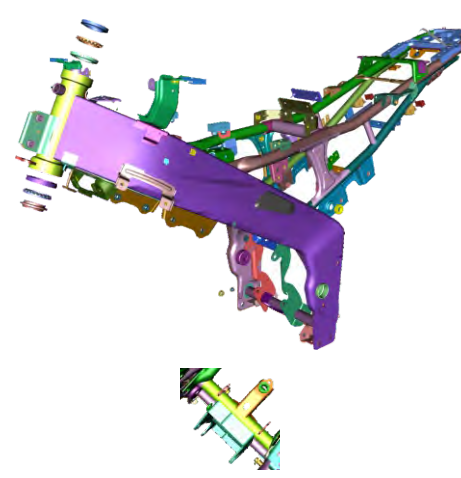
PLATE NO. : 25 FRAME AND FITTINGS	PAGE NO. 49
	

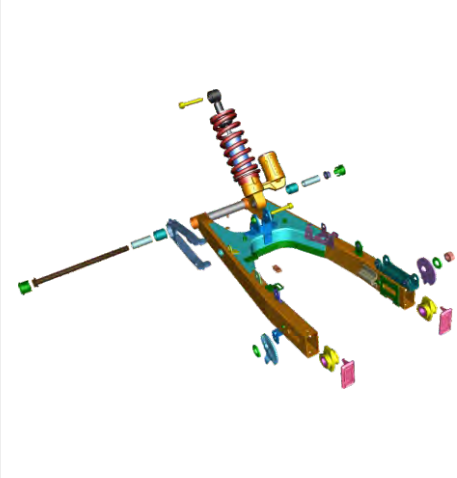
PLATE NO. : 26 SWING ARM ASSEMBLY	PAGE NO. 51
	


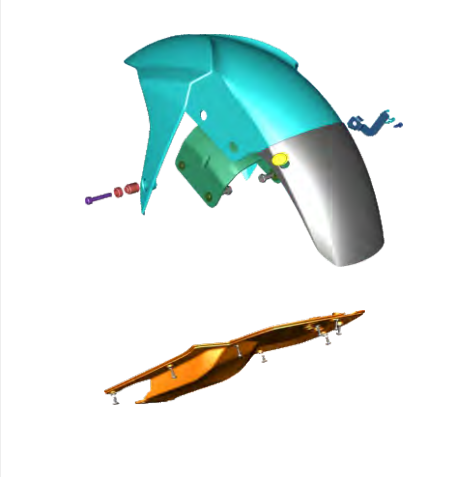
PLATE NO. : 27 PILLION FOOTREST & HOLDER	PAGE NO. 53
	

PLATE NO. : 28 MUD GUARD FRONT & REAR	PAGE NO. 55
	

Pictorial Index

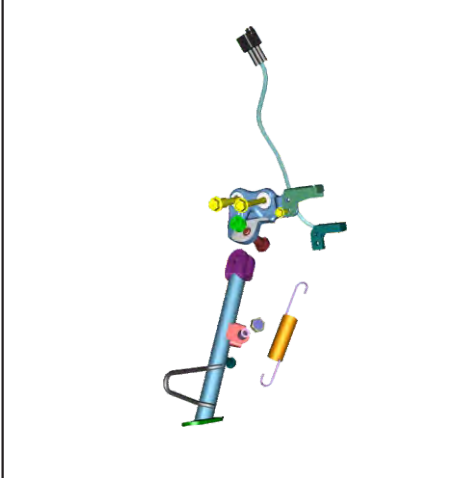
PLATE NO. : 29 STAND ASSEMBLY	PAGE NO. 57
	


PLATE NO. : 30 TYRE & TUBE	PAGE NO. 59
	

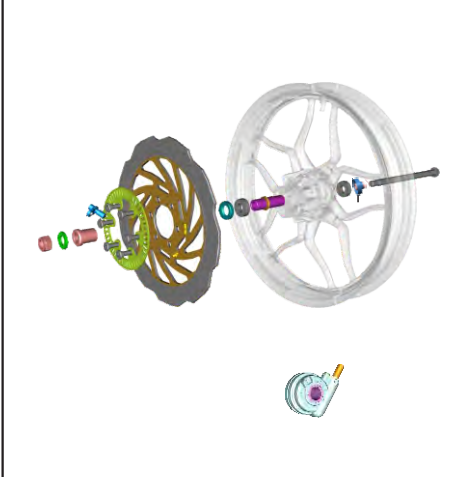
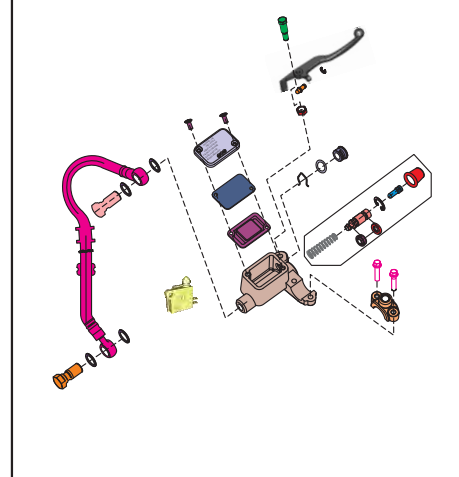
PLATE NO. : 31 FRONT HUB	PAGE NO. 61
	

PLATE NO. : 32 FRONT MASTER CYLINDER	PAGE NO. 63
	

Pictorial Index

PLATE NO. : 33 FRONT DISC BRAKE	PAGE NO. 65
------------------------------------	----------------

PISTON SEAL
 DUST SEAL
 BLEEDER CAP
 PROTECTION BOOT
 INSULATOR
 CALIPER PISTON
 BLEEDER SCREW
 PAD SPRING

PLATE NO. : 34 REAR HUB	PAGE NO. 67
----------------------------	----------------

PLATE NO. : 35 REAR DISC BRAKE SYSTEM	PAGE NO. 69
--	----------------

PISTON SEAL
 DUST SEAL
 BLEEDER CAP
 PROTECTION BOOT
 INSULATOR
 CALIPER PISTON
 BLEEDER SCREW
 PAD SPRING

PLATE NO. : 36 REAR BRAKE PEDAL	PAGE NO. 71
------------------------------------	----------------

Pictorial Index

PLATE NO. : 37 ANTI BRAKE SYSTEM	PAGE NO. 73
-------------------------------------	----------------

PLATE NO. : 38 HANDLE BAR ASSEMBLY	PAGE NO. 75, 77
---------------------------------------	--------------------

PLATE NO. : 39 FRONT FORK	PAGE NO. 79, 81
------------------------------	--------------------

PLATE NO. : 40 PETROL TANK, CAP TANK & GAUGE FUEL	PAGE NO. 83
---	----------------

Pictorial Index


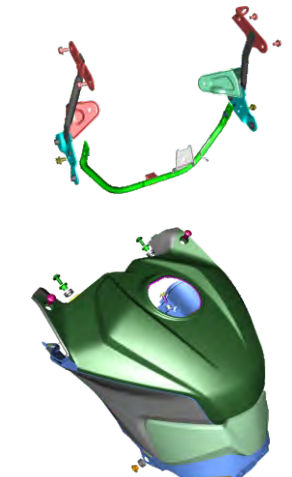
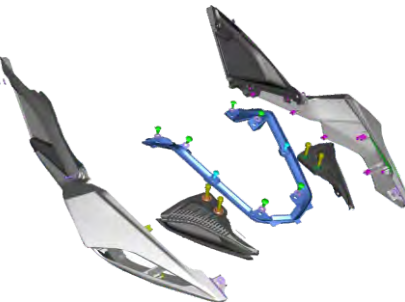
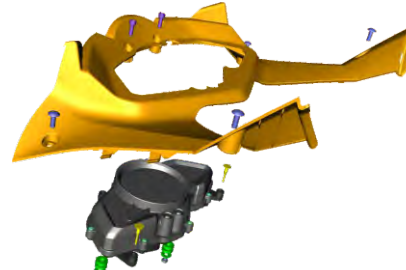
PLATE NO. : 41 FITTING FAIRING SIDE COVERS	PAGE NO. 85	PLATE NO. : 42 FITTING FUEL TANK COVE	PAGE NO. 87
			

PLATE NO. : 43 FITTING SIDE COVER	PAGE NO. 89	PLATE NO. : 44 SPEEDOMETER ASSEMBLY	PAGE NO. 91
			

Pictorial Index


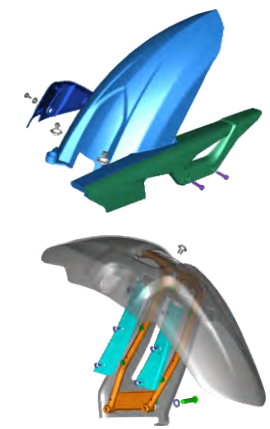
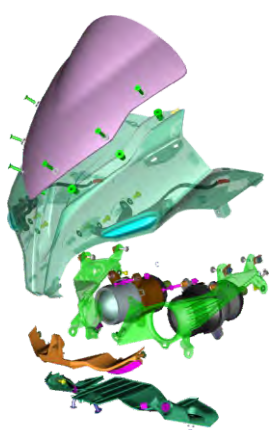
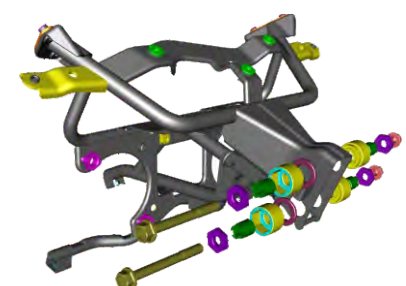
PLATE NO. : 45 CONTROL CABLES	PAGE NO. 93	PLATE NO. : 46 CHAIN CASE	PAGE NO. 96
			

PLATE NO. : 47 HEAD LAMP & FAIRING	PAGE NO. 97	PLATE NO. : 48 FAIRING STRUCTURE	PAGE NO. 99
			

Pictorial Index

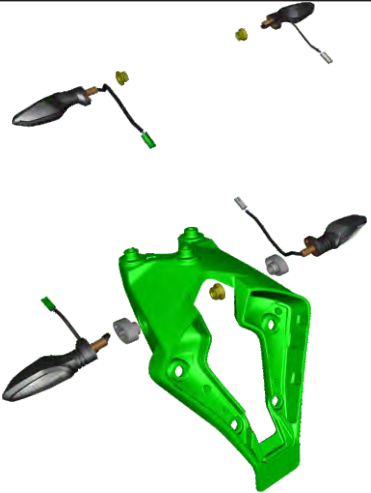
PLATE NO. : 49 INDICATOR ASSEMBLY	PAGE NO. 101
	

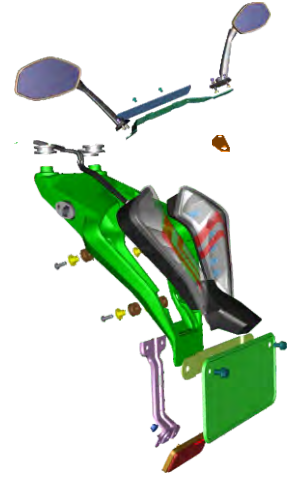
PLATE NO. : 50 TAIL LAMP & FRONT NUMBER PLATE	PAGE NO. 103
	


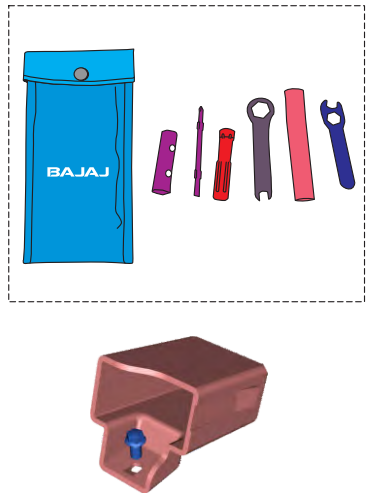
PLATE NO. : 51-52 ELECTRICAL EQUIPMENTS	PAGE NO. 105
	

PLATE NO. : 53 TOOL KIT	PAGE NO. 107
	

Pictorial Index

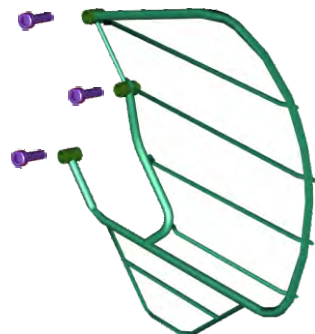
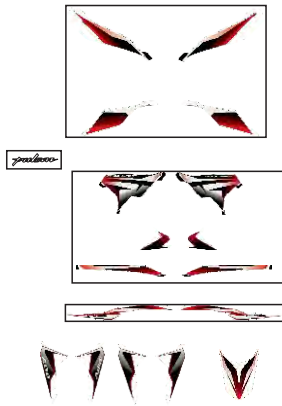

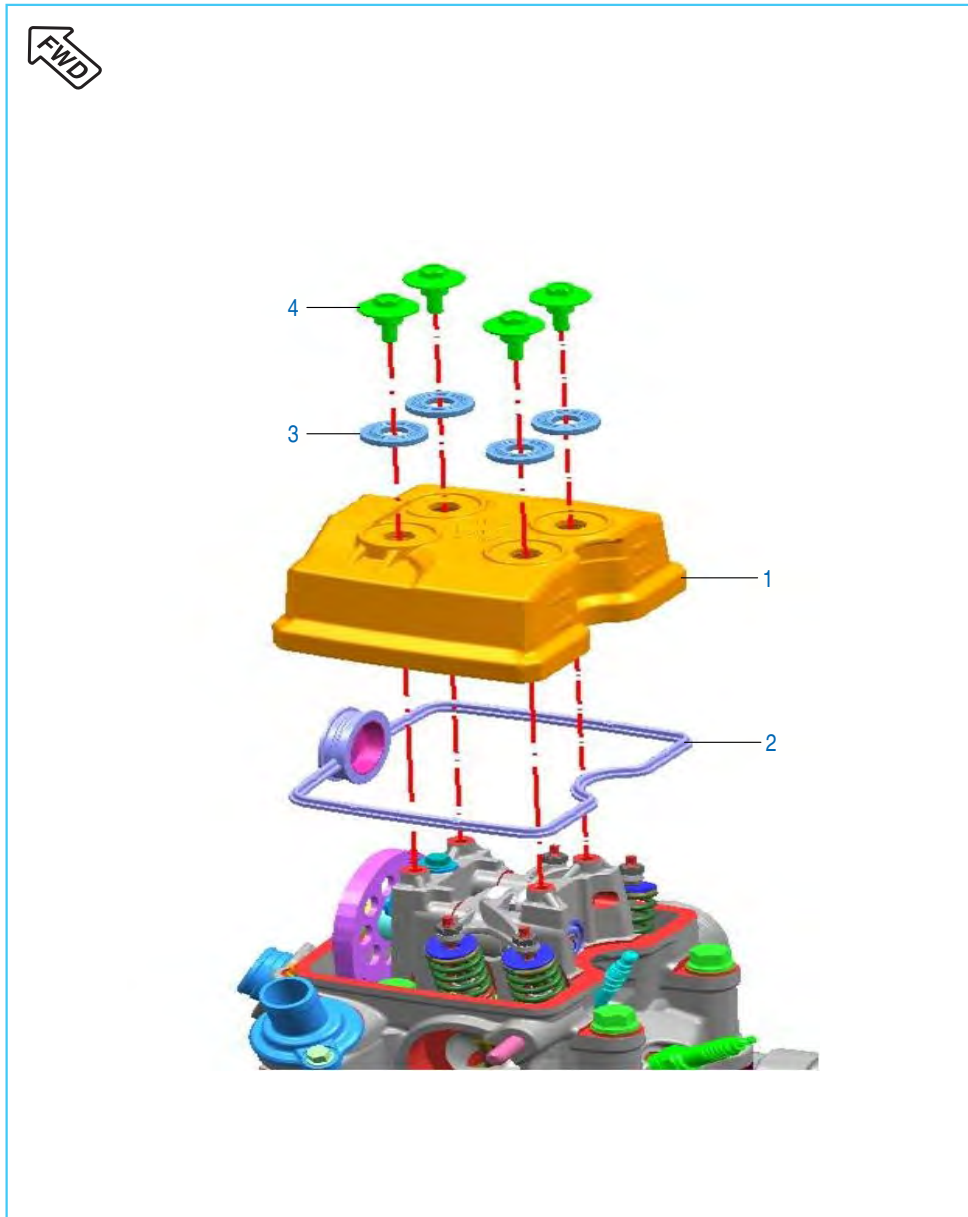
PLATE NO. : 54 ACCESSORIES	PAGE NO. 109
	

PLATE NO. : 55 DECALS	PAGE NO. 111
	

PLATE NO. : 56 PAINTED PARTS	PAGE NO. 113
	

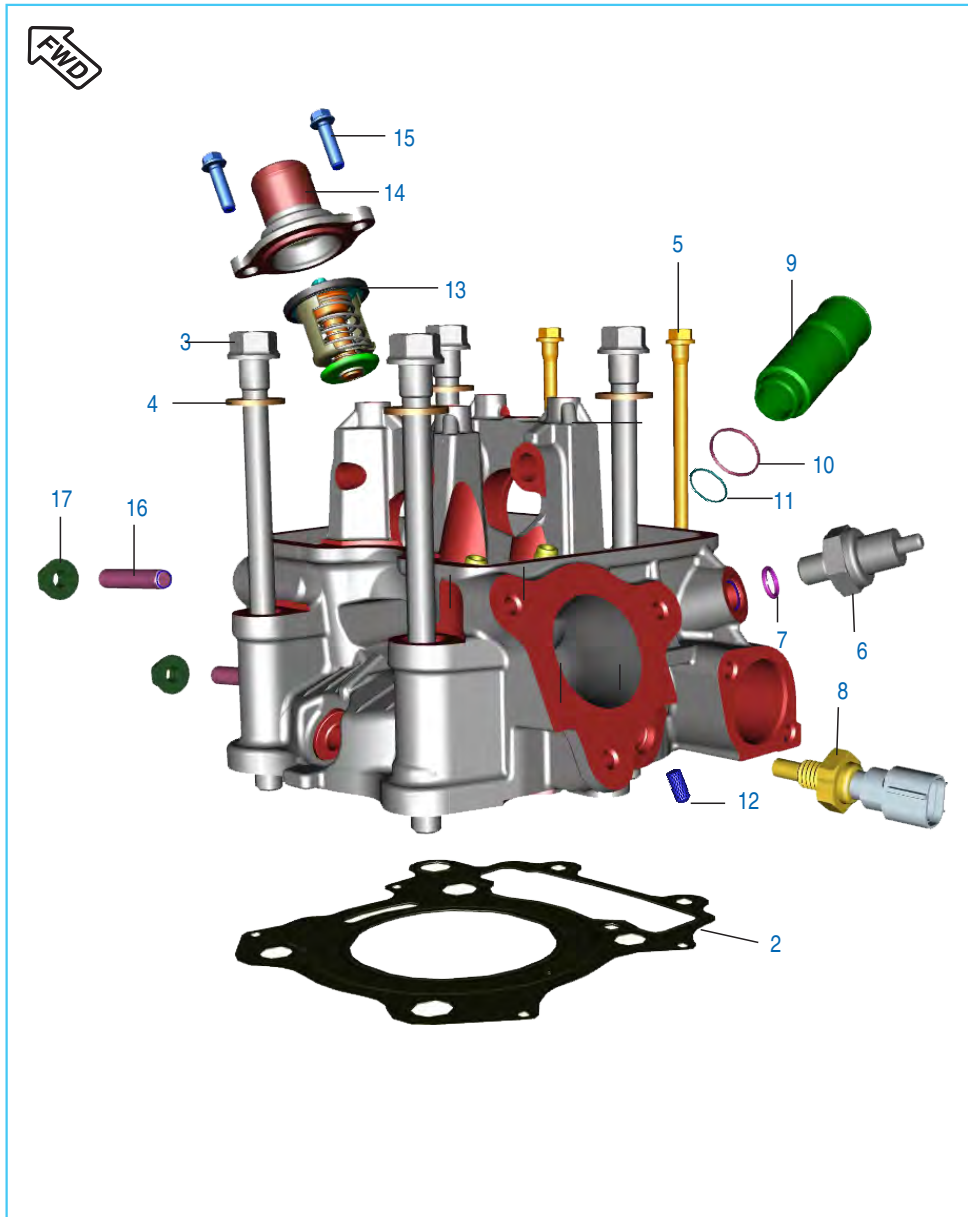
	

Cover Cylinder Head



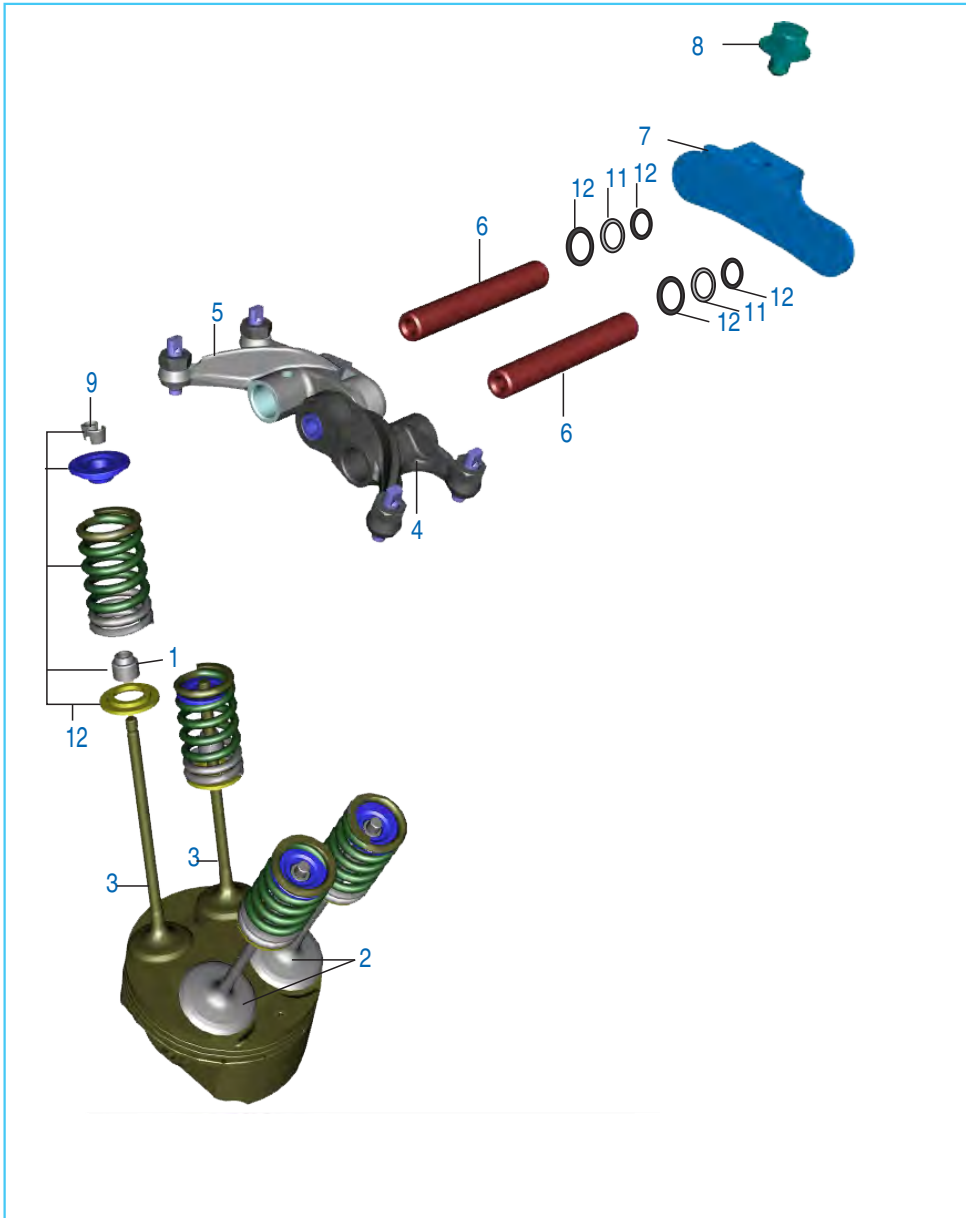
No.	Part No.	Description	Qty.	Remarks
1	JL 5110 41	Cover Cylinder Head	1	
2	JL 5110 42	Gasket Head Cover(Rubber)	1	
3	JG 5110 21	Washer	4	
4	JG 5110 22	Bolt Special	4	

Cylinder Head



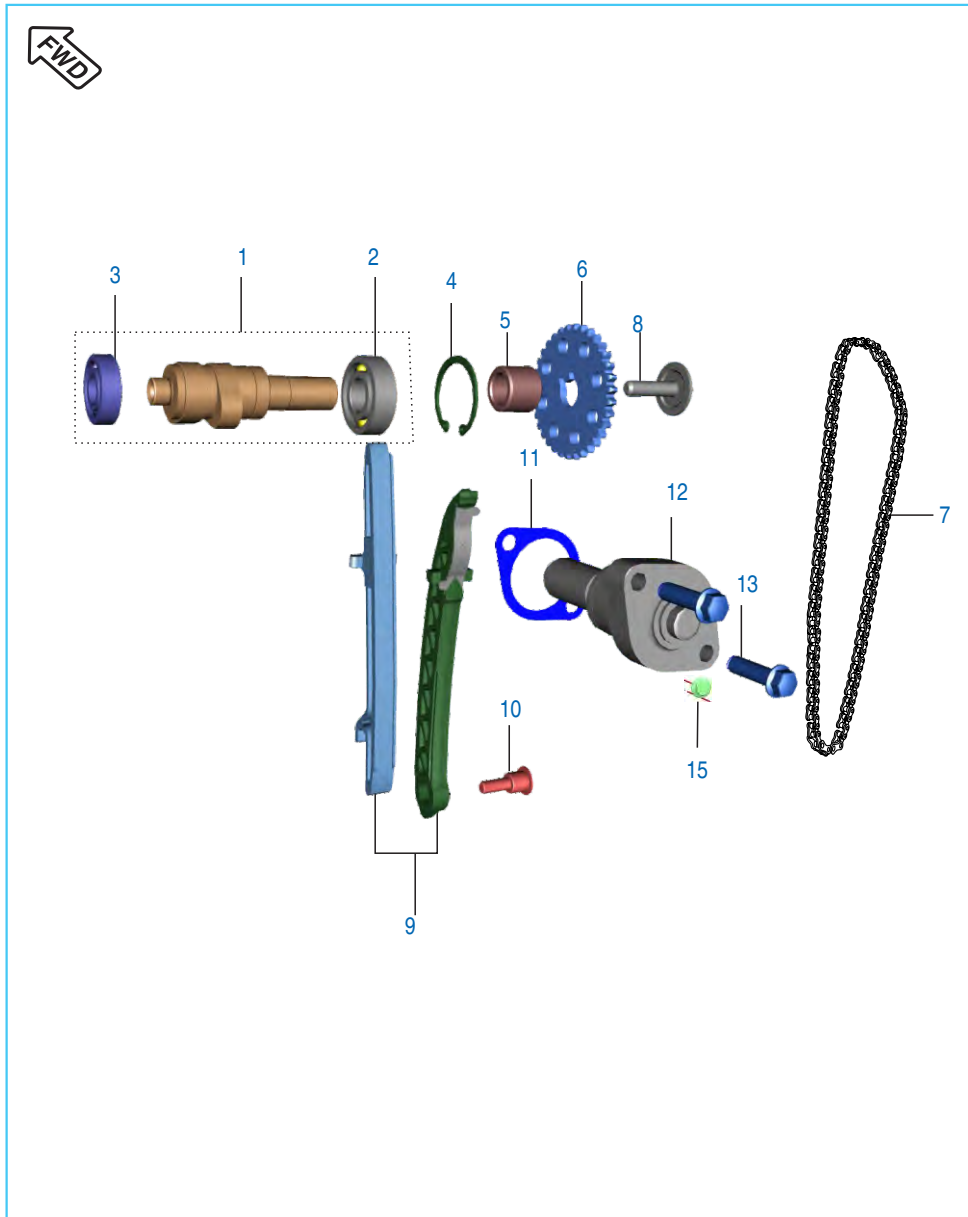
No.	Part No.	Description	Qty.	Remarks
1	36 DT00 32	Kit Cylinder Head Assly	1	
2	JL 5110 22	Gasket Cylinder Head	1	
3	JG 5410 68	Hex Flange Head Bolt M10	4	
4	LD A000 08	Washer 11.2*20*2T	4	
5	JL 5110 09	M6 Stud Bolt	2	
6	DK 1012 25	Switch Oil Pressure	1	
7	DK 1013 40	O'Ring	1	
8	JG 3514 00	Coolant Water Temp Sensor	1	
9	JL 5112 19	Sleeve Spark Plug	1	
10	39 2629 21	'O' Ring Sleeve	1	Top side
11	39 1283 21	'O' Ring Sleeve	1	Bottom side
12	39 2608 01	Grub Screw	1	
13	JL 6012 37	Thermostat Assembly	1	
14	JL 5110 29	Cover Thermostat	1	
15	KA EQ06 20	Bolt - Flange :- M6	2	
16	JG 5110 46	Stud (M8*1.25)	2	
17	LC G000 06	Nut Hex Flanged	2	

Valve



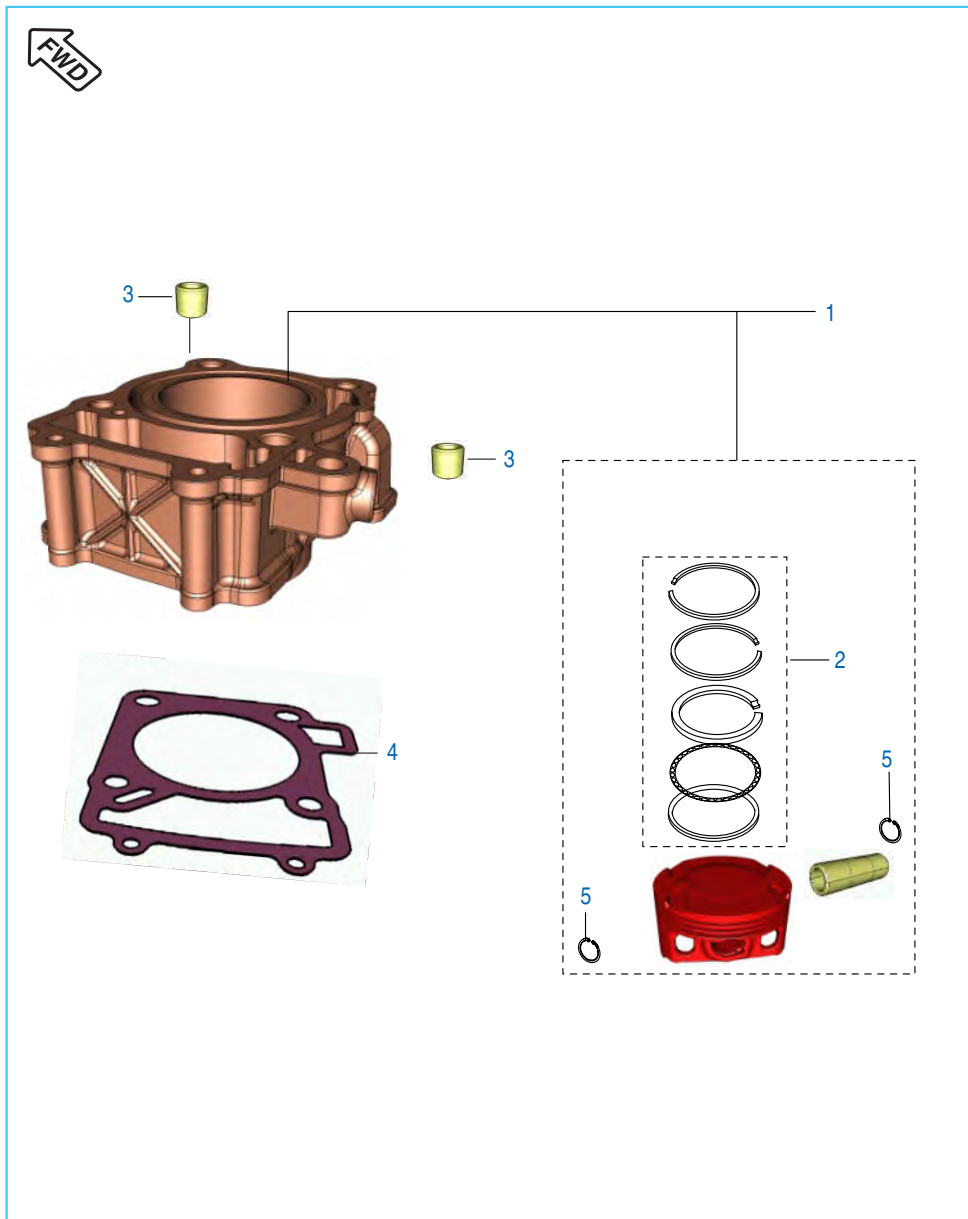
No.	Part No.	Description	Qty.	Remarks
1	39 2017 19	Seal - Oil	4	
2	JL 5110 10	Valve Intake	2	
3	JL 5110 11	Valve Exhaust	2	
4	DT 5112 42	Assembly Rocker Arm Intake	1	
5	DT 5112 43	Assembly Rocker Arm Exhaust	1	
6	JL 5112 05	Rocker Arm Shaft	2	
7	JF 5112 07	Plate Stopper Rocker Arm	1	
8	LA E000 16	Bolt Flanged M5X0.8X6L-Precoated	1	
9	DG 1010 29	Cotter Valve	8	
10	36 JL00 11	Valve Repair Kit	4	
11	DH 1012 95	Wave Washer	2	
12	39 2440 11	Plain Washer	4	

Camshaft / Tensioner



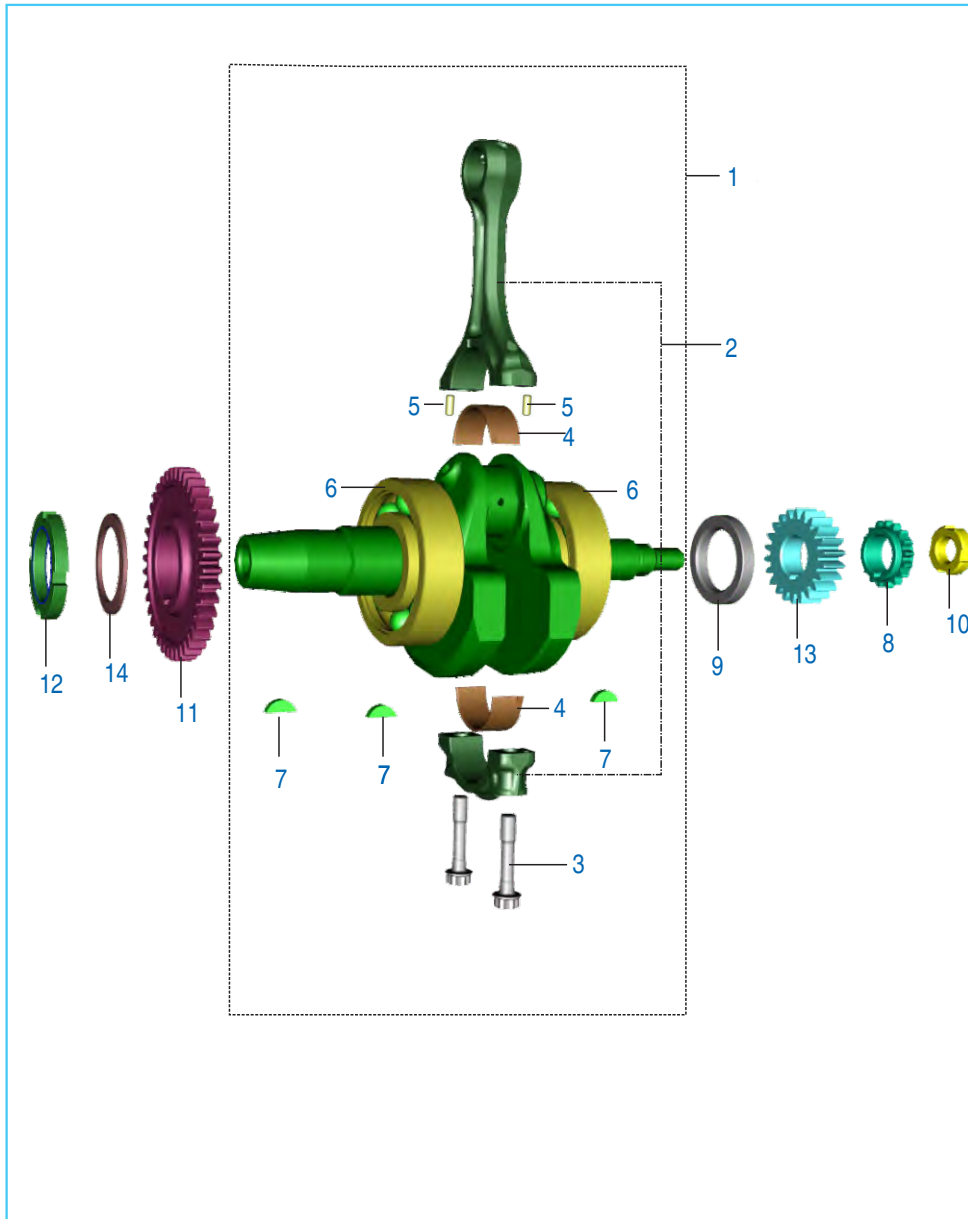
No.	Part No.	Description	Qty.	Remarks
1	DT 5112 39	Assembly Camshaft	1	
2	AP 1012 36	Bearing - Ball :- 12 X 28 X 8	1	
3	JG 5312 20	Bearing - Ball 6202/HN3	1	
4	39 0594 17	Circlip - Internal	1	
5	JL 5112 21	Spacer Camshaft	1	
6	JL 5112 20	Sprocket Camshaft	1	
	JL 5112 31	Sprocket Camshaft	1	From 23 Feb 2016
7	JL 5112 22	Timing Chain	1	
	JL 5112 30	Timing Chain	1	From 23 Feb 2016
8	JG 5112 69	Bolt Special Flanged (Camshaft)	1	
9	36 DT00 05	Kit Cam Chain Guide	1	
10	DH 1013 92	Chain Guide Pivot Bolt	1	
11	CS 1011 28	Gasket	1	
12	JC 1010 34	Tensioner Assembly	1	
13	KA DQ06 20	Bolt Hexagonal	2	
14	39 2669 21	Ring - O (Tensioner Bolt)	1	N.I.
15	JG 5112 70	Bolt Flanged M6X1X6L-Special	1	

Cylinder and Piston



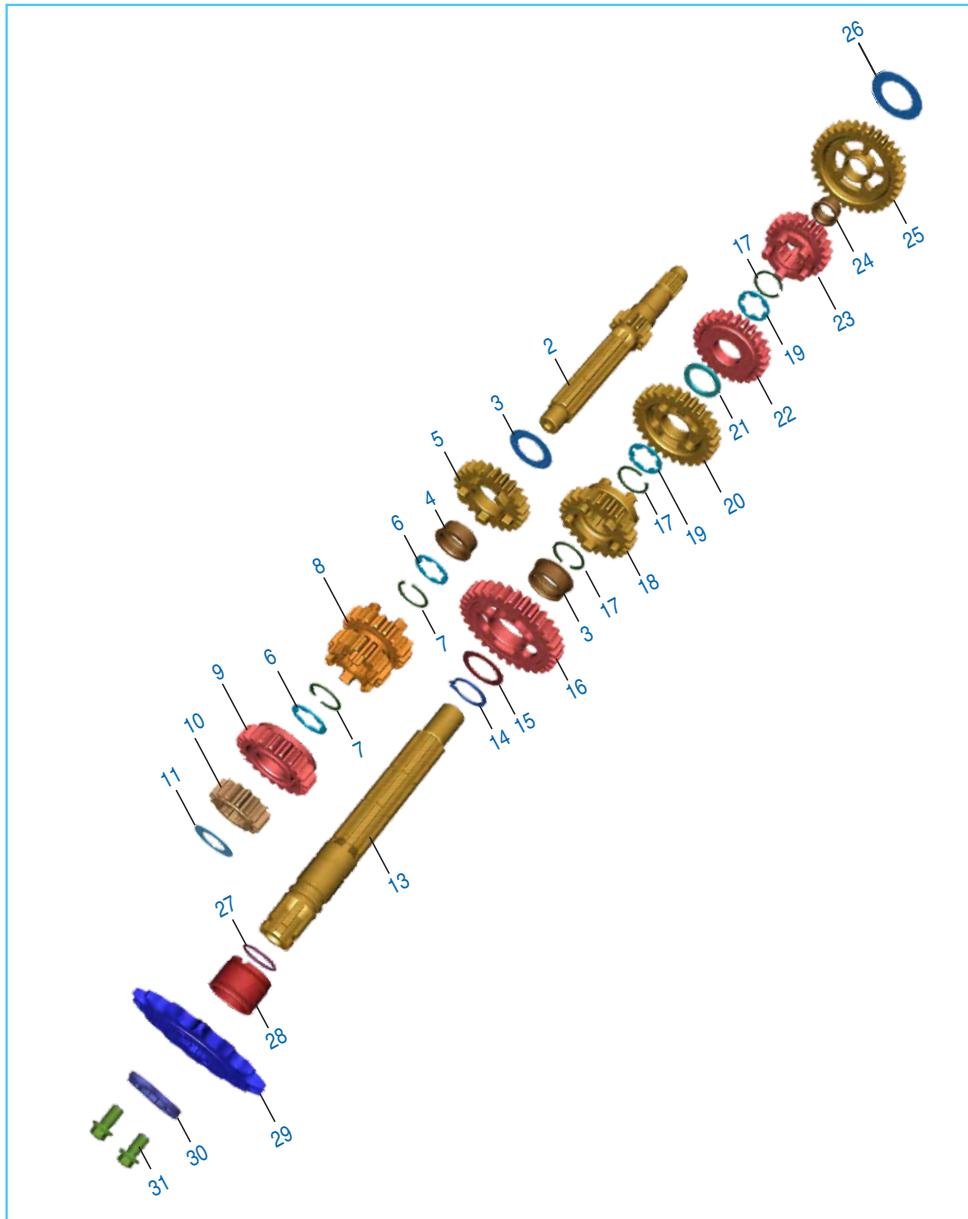
No.	Part No.	Description	Qty.	Remarks
1	36 JL00 07	Kit Asly Block Piston	1	
2	36 JU00 01	Kit Piston Ring	1	
3	39 2181 06	Pin - Hollow Dowel :- 14 X 20	2	
4	JL 5210 02	Gasket Cylinder Block	1	
5	39 2132 17	Ring - Snap	2	

Crankshaft



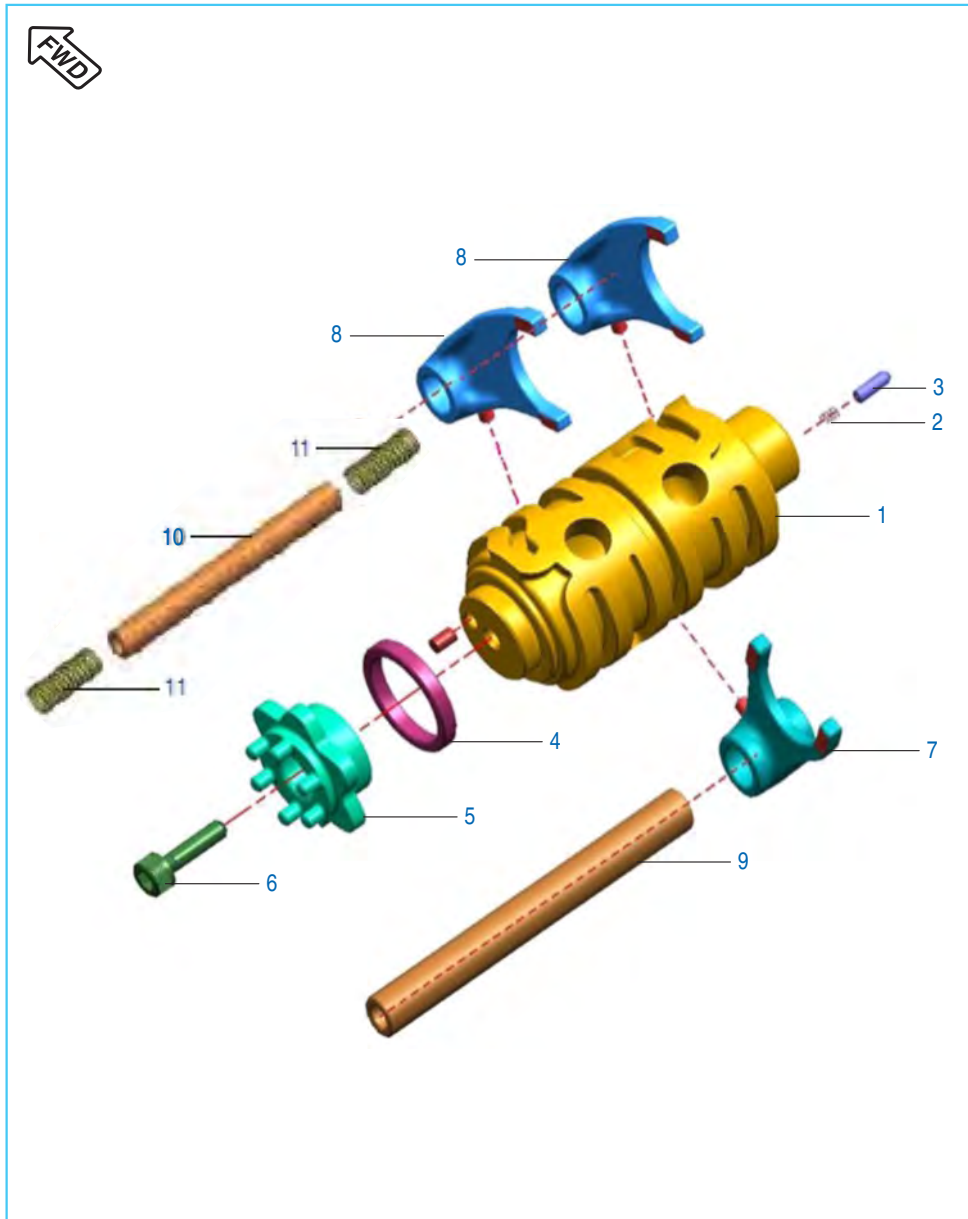
No.	Part No.	Description	Qty.	Remarks
1	36JU00 36	Kit Crankshaft Assembly	1	
2	JF 5310 07	Conrod Assly Compl	1	
3	JF 5310 14	Bolt (Jf Con Rod)	2	
4	JU 5310 21	Bush Big End	2	
5	39 2203 07	Pin - Parallel	2	
6	39 1931 20	Bearing - Ball : 28 X 68 X 18	1	
7	31 1011 73	Key-Woodruff	3	
8	JG 5310 27	Sprocket Crankshaft	1	
	JL 5310 06	Sprocket Crankshaft	1	From 23 Feb 2016
9	JG 5310 31	Spacer Crankshaft	1	
10	LC D000 01	Nut Sprocket Drive Lock	1	
11	JG 5310 41	Balancer Drive Gear	1	
12	JG 5310 40	Nut Balancer Drive Lock	1	
13	JG 5512 16	Gear Drive	1	
14	LD H000 02	Washer	1	

Transmission



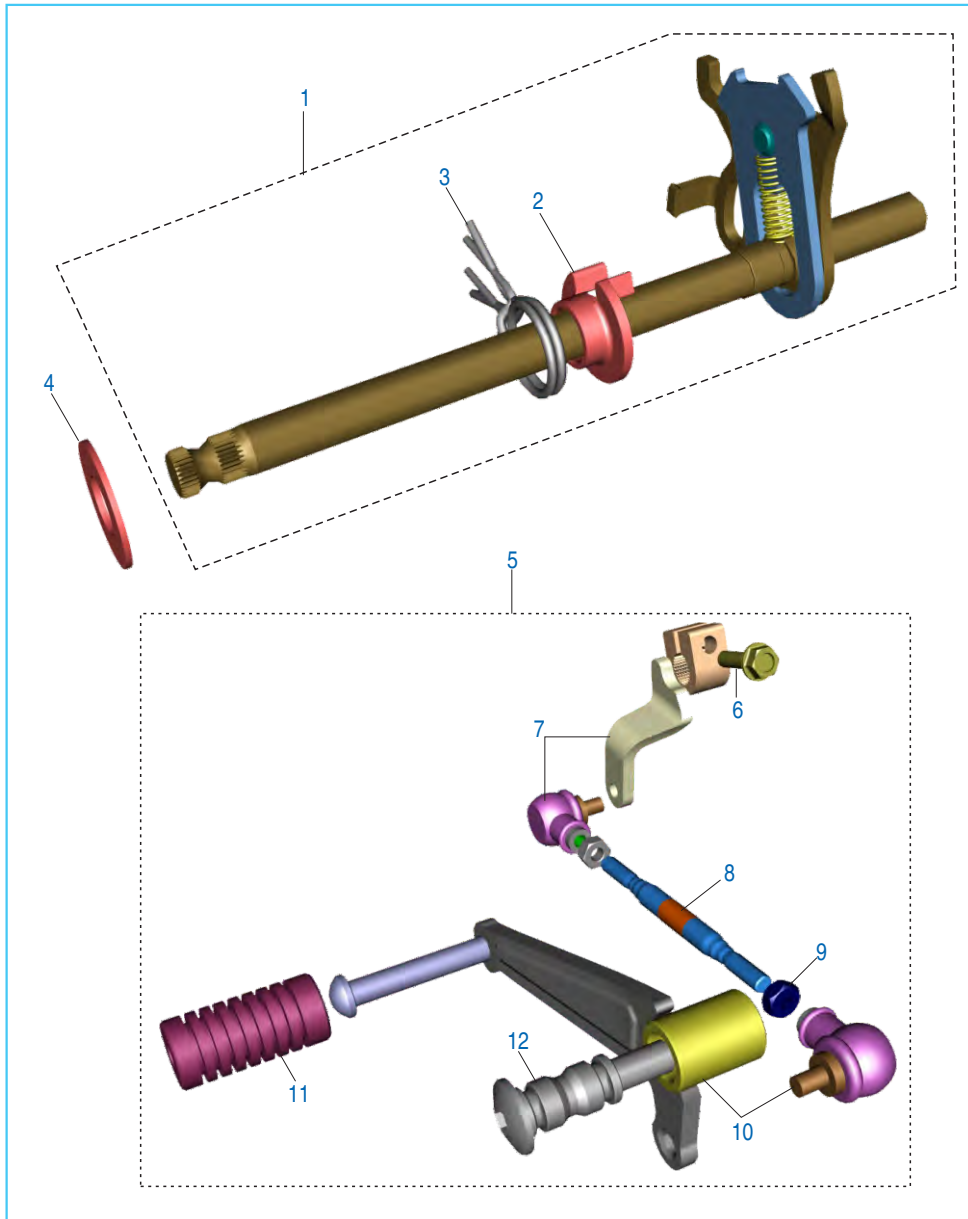
No.	Part No.	Description	Qty.	Remarks
1	JG 5510 28	Shaft Input T/M Assly	1	N.I
2	JG 5510 27	Shaft Input T/M Comp	1	
3	39 2158 11	Washer - Plain	1	
4	JG 5510 13	Bush 6th Drive / Bush 2nd Driven	2	
5	JG 5512 13	Gear 6th Drive	1	
6	JG 5510 20	Washer Splined	2	
7	BF 5510 37	Ring - Snap	2	
8	JG 5512 14	Gear Drive Multiple 3&4	1	
9	JG 5512 20	Gear 5th Drive	1	
10	JG 5512 27	Gear 2nd Drive	1	
11	JG 5510 22	Washer - Plain 2ng Gear I/P Shaft	1	
12	JG 5510 26	Output Shaft Assy	1	N.I
13	JG 5510 25	Output Shaft Assy With Plug	1	
14	DH 1012 35	Circlip	1	
15	39 2166 11	Washer Special	1	
16	JG 5512 28	Gear 2nd Driven	1	
17	BF 5510 37	Ring - Snap	2	
18	JG 5512 22	Gear 5th Driven	1	
19	JG 5510 20	Washer - Plain 2ng Gear I/P Shaft	2	
20	JG 5512 23	Gear 3rd Driven	1	
21	JG 5510 21	Washer Plain O/P Shaft	1	
22	JG 5512 15	Gear 4th Driven	1	
23	JG 5512 24	Gear 6th Driven	1	
24	JG 5510 00	Bush 1st Driven	1	
25	JG 5512 25	Gear 1st Driven	1	
26	JG 5510 21	Washer Plain O/P Shaft	1	
27	DK 1013 52	O-Ring Sprocket Collar(17.5*1.5)	1	
28	JG 5510 10	Collar Sprocket	1	
29	DV 1010 48	Sprocket Output (14T)	1	
30	DJ 1013 12	Plate Drive Sprocket	1	
31	LA E000 17	Bolt Flanged M6X1X10L-Precoated	2	

Change Drum / Shift Fork



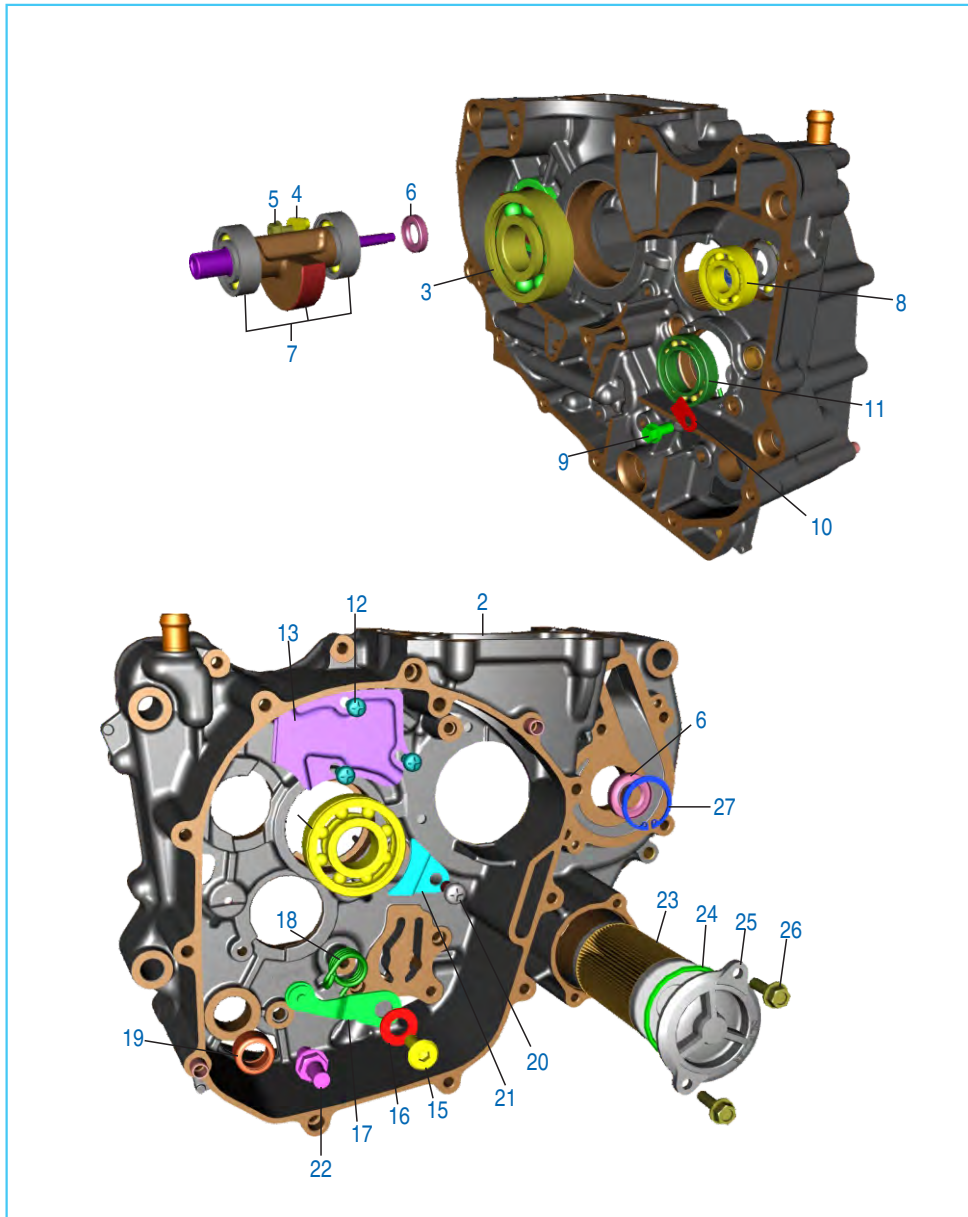
No.	Part No.	Description	Qty.	Remarks
1	JG 5610 11	Drum Complete Gear Shift	1	
2	EC 5610 23	Spring Gear Switch Indicator	1	
3	39 2606 07	Pin - Parallel	1	
4	JG 5610 10	Spacer-Guide Gear Shift	1	
5	JG 5612 22	Guide Gear Shift	1	
6	LA C000 24	Bolt Socket Head M6X1X20L	1	
7	JG 5610 12	Fork Gear Shift Input	1	
8	JG 5610 13	Fork Gear Shift Output	1	
9	JG 5610 16	Shaft Gear Shift Fork	1	
10	JG 5612 25	Shaft Gear Shift Fork Output	1	
11	JG 5612 15	Compression Spring	2	

Gear Change Mechanism



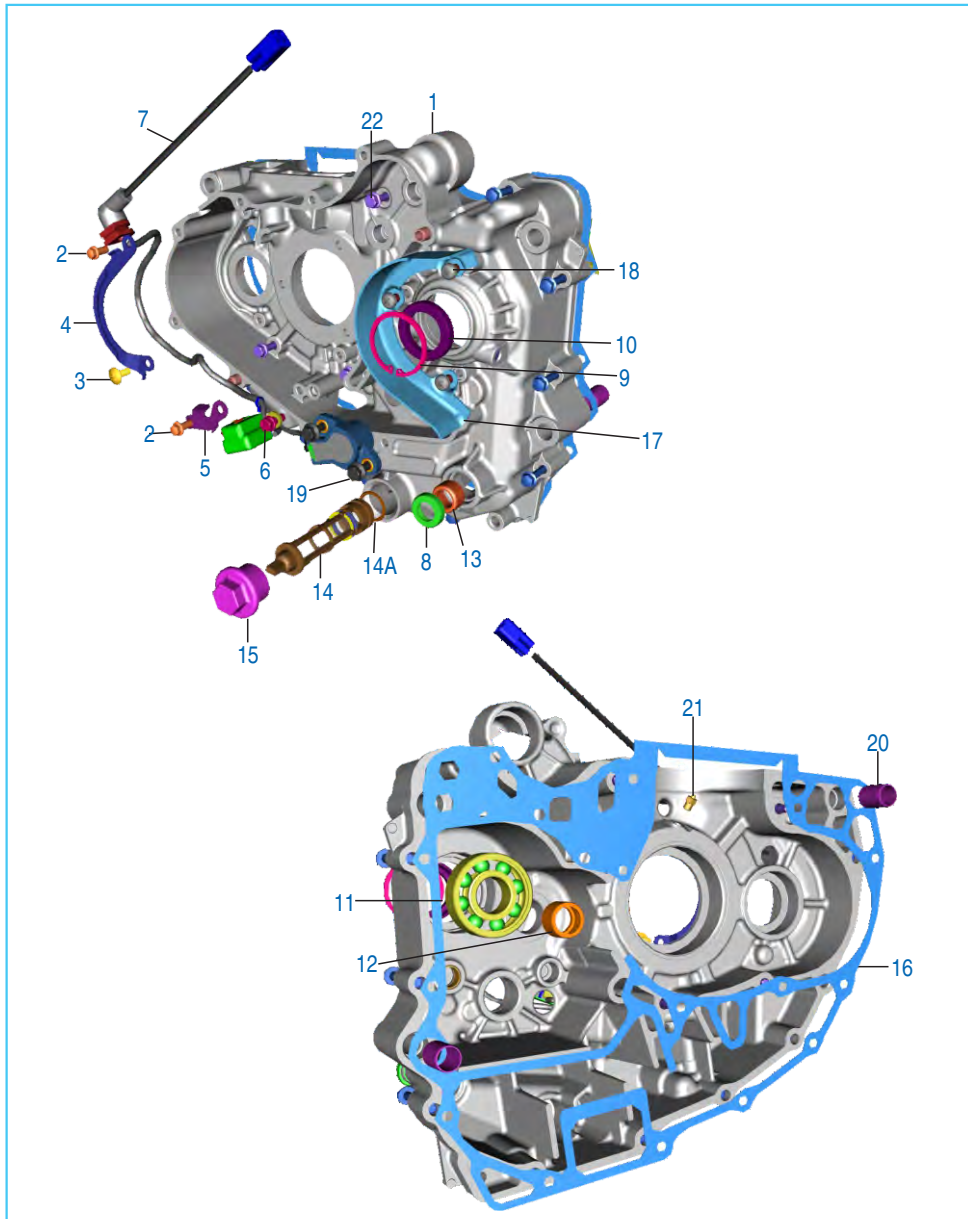
No.	Part No.	Description	Qty.	Remarks
1	DT 5612 06	Lever Gear Shift Assly Comp.	1	
2	JG 5612 17	Bush Torsion Spring	1	
3	JG 5612 32	Torsion Spring	2	
4	JG 5612 16	Washer	1	
5	DT 5612 01	Assly Lever Complete Change	1	
6	KA DM06 22	Bolt Flanged	1	
7	DT 5614 09	Assly Lever Change Arm	1	
8	DK 1011 80	Tie Rod	1	
9	LC B000 03	Nut	1	
10	DT 5614 08	Change Lever Assly	1	
11	DT 5612 05	Damper	1	
12	JL 5614 09	Bolt Gear Change Lever	1	

Engine Assembly / Crankcase RH



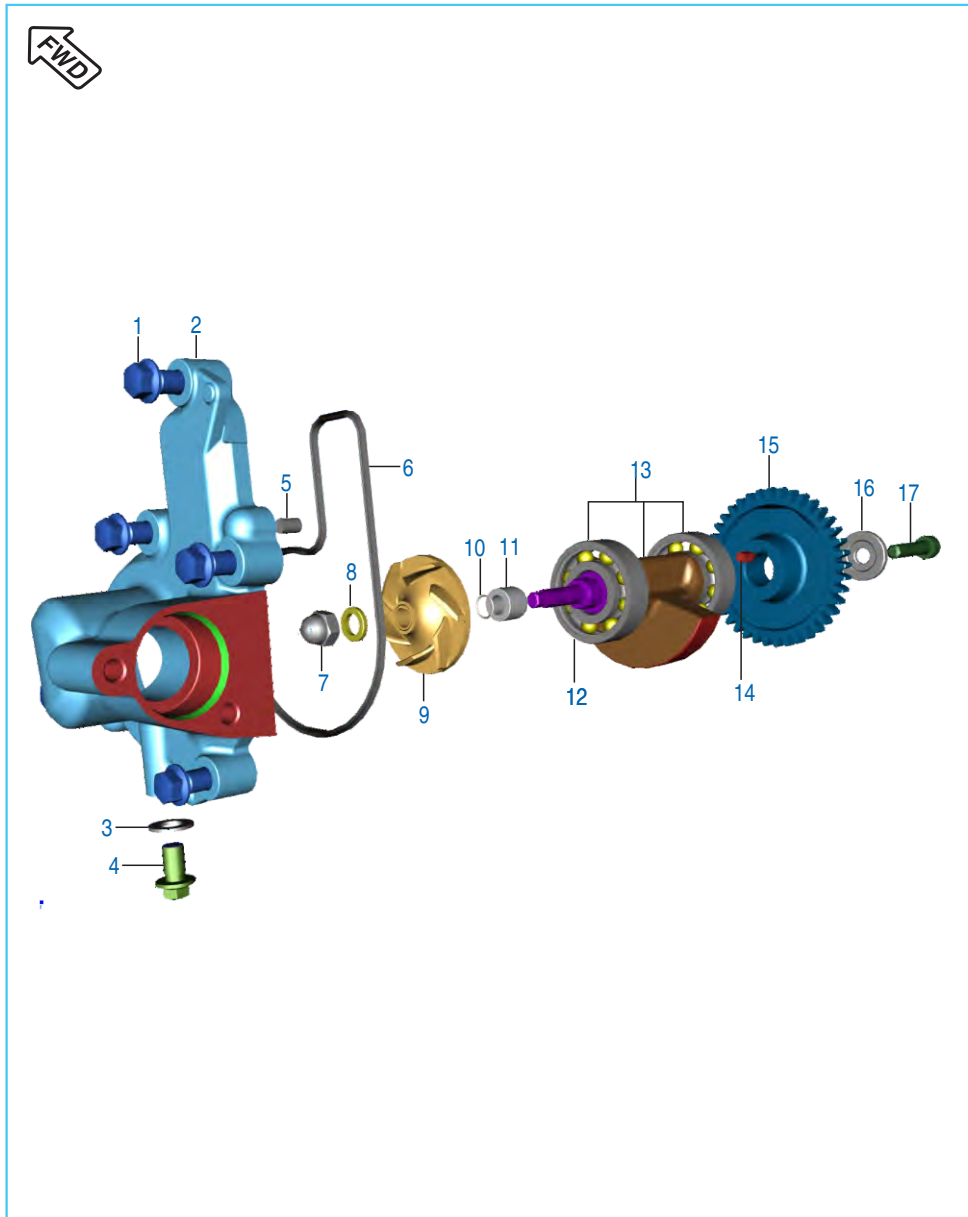
No.	Part No.	Description	Qty.	Remarks
1	JL 5010 04	Assembly Engine	1	N.I
	DT 5010 20	Assembly Engine	1	N.I From 23 Feb 2016
2	36 JL000 4	Asly Crankcase RH	1	
3	39 1931 20	Ball Bearing 28 X 68 X 18	1	
4	LA D000 77	Bolt Flanged M6x16	1	
5	JG 5410 46	Balancer Bearing Stopper	1	
6	36 JL00 39	Kit Water Pump rotor & Seal	1	
7	JL 5312 05	Balancer Assly.	1	
8	39 2602 20	Bearing - Ball 6202/HN3	1	
9	AA 1014 37	Pre coated Flanged Bolt M6 X 12	1	
10	JG 5410 59	Plate Stopper Bearing Drum	1	
11	39 2601 20	Bearing - Ball :- 61905 (25X42X9)	1	
12	LB B000 06	Screw Pan head	3	
13	JU 5410 05	Breather Plate	1	
14	59 2000 28	Bearing Ball RH	1	
15	JG 5612 04	Bolt Drum Stopper	1	
16	JG 5612 05	Washer	1	
17	JG 5610 09	Stopper Drum Complete	1	
18	JG 5612 26	Spring	1	
19	39 2562 20	Bearing - Needle Roller:-13X19X12	1	
20	39 0746 01	Screw Pan Cross - M6	1	
21	JG 5410 45	Input Shaft Bearing Stopper	1	
22	DP 1011 91	Bolt Shifter	1	
23	JG 5710 14	Oil Filter	1	
24	JG 5710 16	O-Ring	1	
25	JL 5412 37	Cap Oil Filter	1	
26	LA D000 63	Hexagonal Flange Bolt	2	
27	LE B000 01	Circlip Internal	1	

Crankcase LH



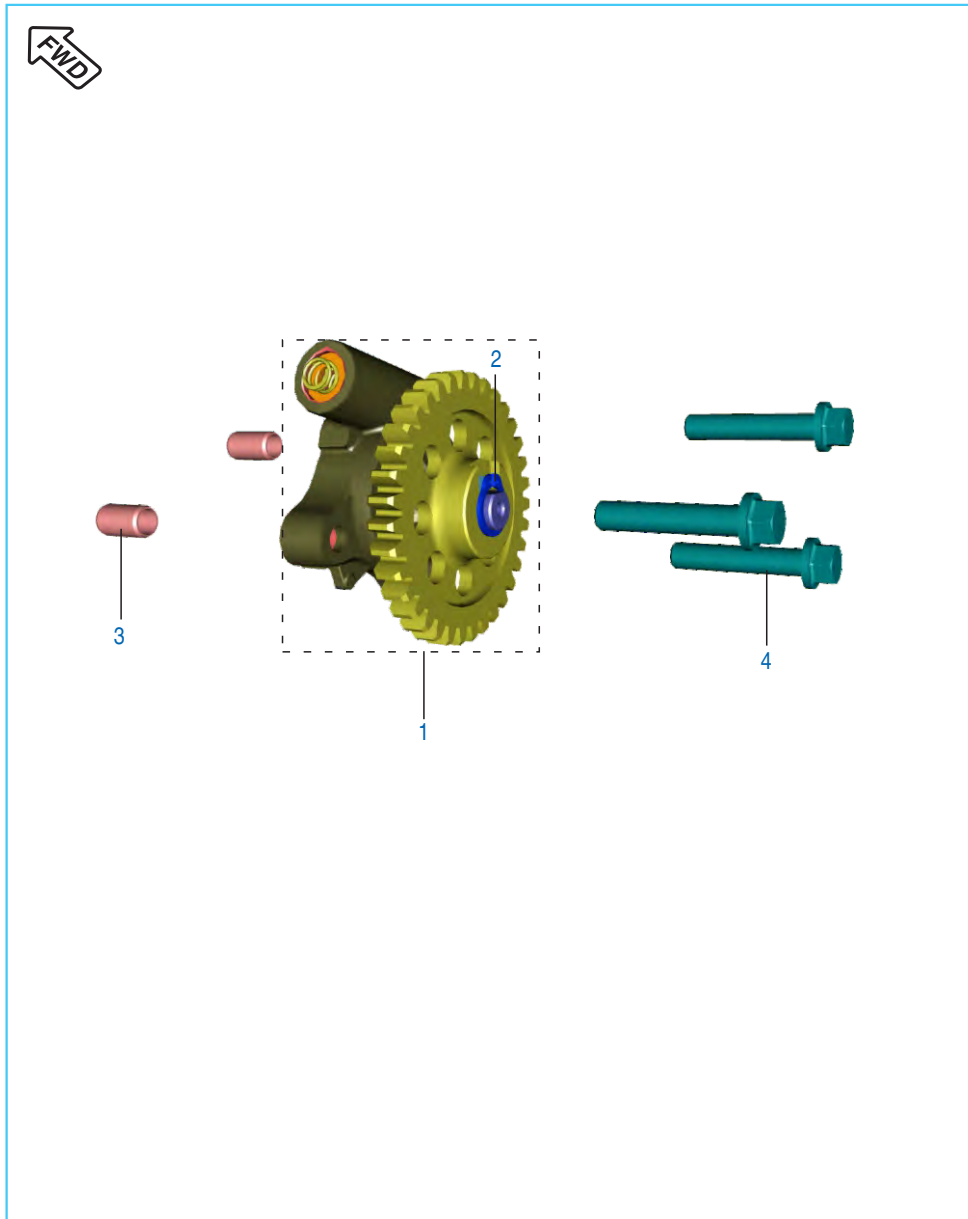
No.	Part No.	Description	Qty.	Remarks
1	36 JL00 03	Assly. Crankcase LH	1	
2	LA E000 14	Bolt Flanged	2	
3	DH 1013 81	Pre Coated pan Screw	1	
4	JG 5410 63	Bracket Harness Upper	1	
5	JG 5410 44	Bracket Harness Lower	1	
6	39 1773 04	Bolt M-5 x 16	2	
7	DT 3518 02	Neutral Indicator Switch	1	
8	39 1043 19	Seal Oil	1	Gear Change lever
9	KE BA37 15	Circlip Internal	1	Output Shaft
10	DG 1014 56	Seal Oil	1	Output Shaft
11	59 2000 06	Bearing Ball	1	Output Shaft
12	JG 5410 15	Needle Bearing	1	Drum
13	39 2562 20	Needle Bearing	1	
14	JY 5710 30	Mesh Oil Filter Assly.	1	
14a	LJ A000 04	'O' ring Strainer	1	
15	JA 5410 48	Strainer Cap with 'O' Ring	1	
16	JG 5410 41	Gasket Crankcase	1	
17	JG 5410 58	Chain Guard	1	
18	KB BG06 12	Pan Screw Head	3	
19	39 1773 04	Bolt Flange	2	
20	39 2181 06	Hollow Pin Dowel	2	
21	JG 5410 74	Oil Nozzle	1	
22	LA D000 81	Bolt Flange Pre-coated	4	
23	36 DT00 08	Kit Engine Gasket	1	

Balancer Idler Gear / Water Pump



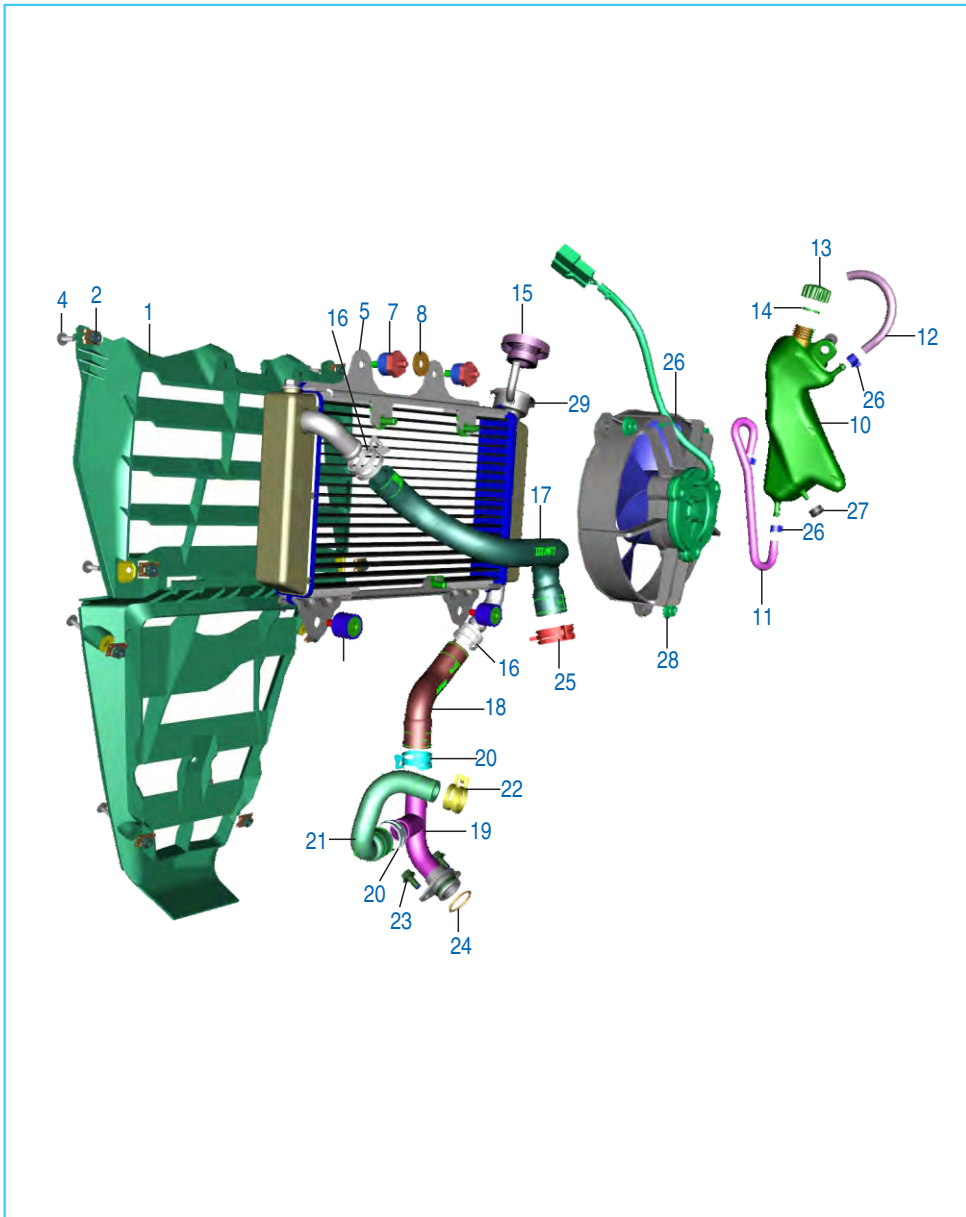
No.	Part No.	Description	Qty.	Remarks
1	KA EQ06 20	Bolt Hexagonal	5	
2	JL 6010 05	Cover Water Pump	1	
3	39 1665 11	Washer - Seal :- 6	1	
4	LA E000 17	Bolt Flange	1	
5	39 2606 07	Pin - Parallel	2	
6	JG 6010 12	O-Ring (Water Pump Cover)	1	
7	JG 6010 05	Dome Nut	1	
8	JG 5312 15	Washer (2.5MM)	1	
9	36 JL00 39	Water Pump Rotor	1	
10	JG 5312 29	O Ring Balancer Driven	1	
11	JG 5312 28	Sleeve Balancer Driven	1	
12	59 2000 36	Balancer Bearing (6203/HN3C3D8)	2	
13	JL 5312 05	Balancer Assy	1	
14	DS 1011 54	Key	1	
15	JG 5312 07	Gear Balancer Driven	1	
16	DH 1010 48	Washer - Special :- Camshaft	1	
17	DK 1013 86	Pre-coated Soc Hd Cap Bolt M8X40	1	

Oil Pump



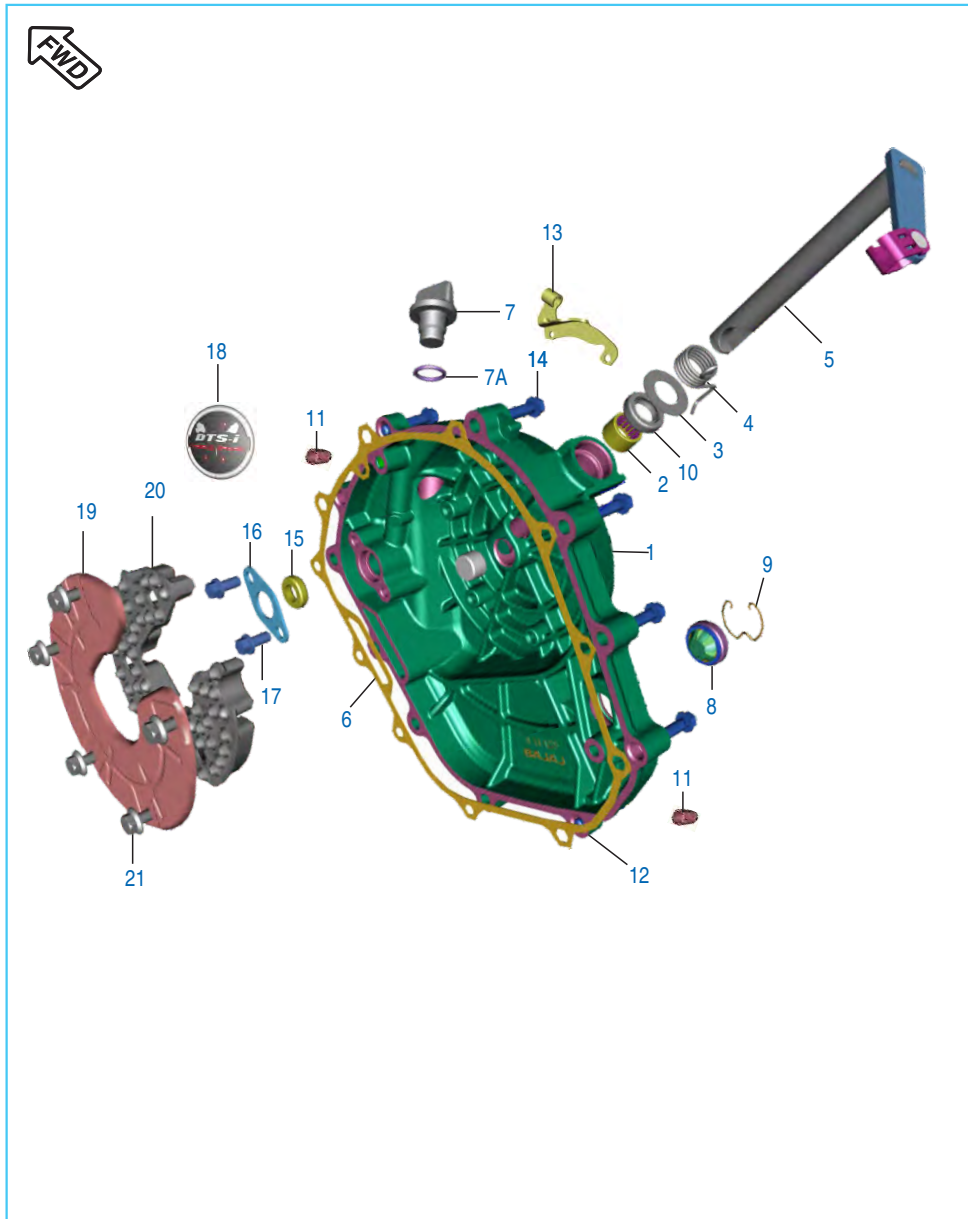
No.	Part No.	Description	Qty.	Remarks
1	JU 5710 00	Oil Pump Assy Comp	1	
2	KE AB10 10	Circlip	1	
3	39 0999 06	Pin - Hollow Dowel	2	
5	LA E000 18	Bolt Flanged M6X1X30L-Precoated	3	

Radiator



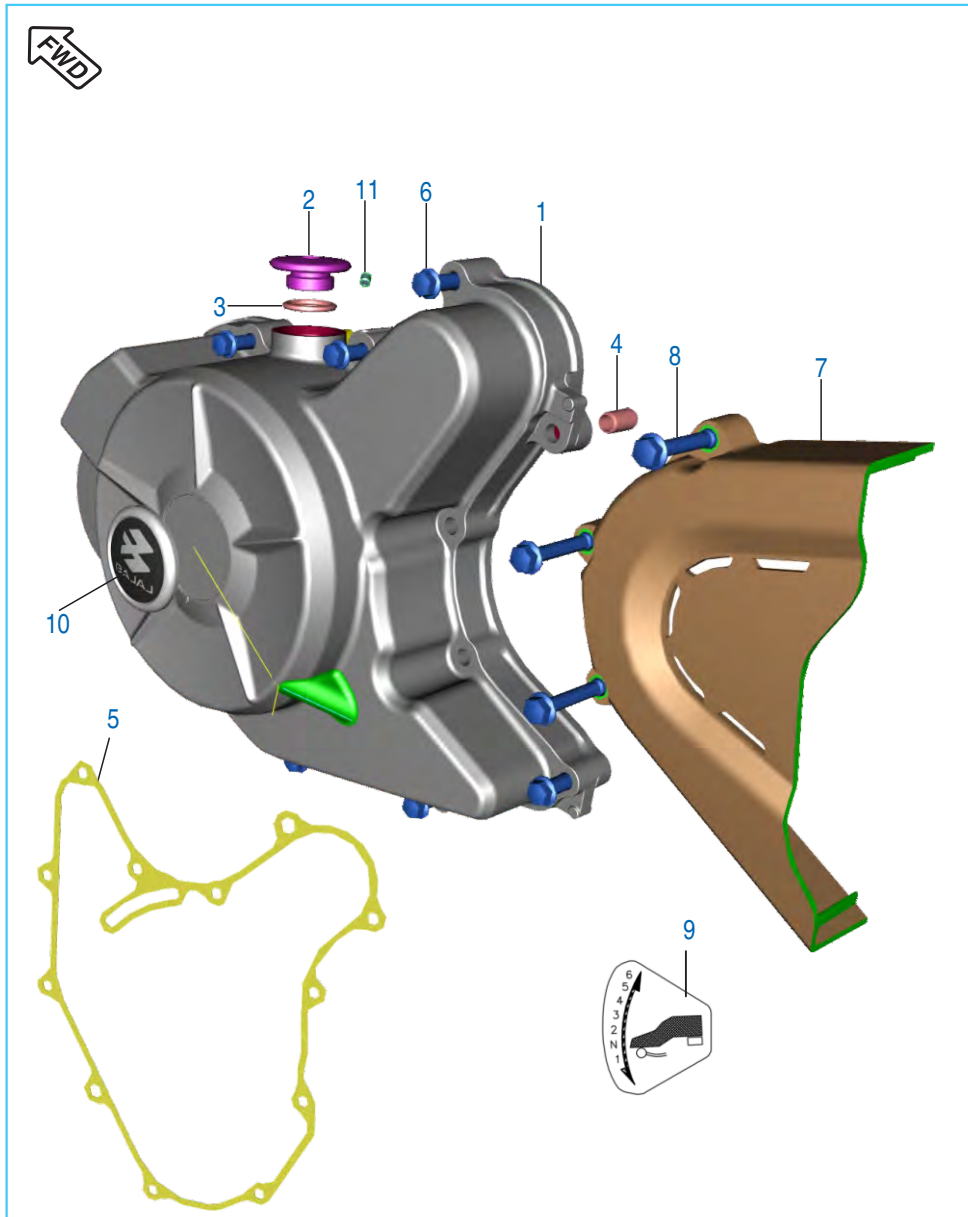
No.	Part No.	Description	Qty.	Remarks
1	DT 1810 01	Cowl Radiator	1	
2	DJ 1612 29	Nut - Clip M6	4	
3	39 2141 24	Washer Nylon	4	
4	LB U000 23	Screw	4	
5	DT 6012 32	Radiator Core	1	
6	JG 6012 37	Radiator Fan	1	
7	JL 6012 16	Silent Block	2	
8	39 0211 11	Washer	2	
9	JG 5810 14	Silent Block	2	
10	DT 6012 26	Expansion Tank	1	
11	DT 6012 28	Tube Connecting	1	
12	DT 6012 10	Tube Drain	1	
13	JG 6012 11	Cap Expansion Tank	1	
14	JG 6012 30	O-Ring Cap	1	
15	JG 6012 35	Radiator Cap	1	
16	JG 6012 34	Clamp	2	
17	JL 6012 22	Hose Thermosat to Radiator	1	
18	JL 6012 23	Hose Radiator to T pipe	1	
19	JL 6012 28	Coolant Pipe T Assly	1	
20	JG 6012 09	Clamp Radiator Pipe	2	
21	JL 6012 19	Hose By Pass To pump	1	
22	JL 6012 12	Clamp Radiator	1	
23	LA D000 82	Bolt Flange	2	
24	LJ A000 05	O ring- Pipe Coolant	1	
25	JL 6012 21	Clamp Coolant Pipe	1	
26	JG 1710 29	Spring Band Clip	3	
27	JG 1138 06	Grommet Expansion Tank	1	
28	JY 6012 41	Flange Nut	3	
29	JY 6012 48	Bracket Fan Mounting	3	
30	36 DT00 01	Kit Hardware R Cowl & Fairing	1	

Cover Clutch

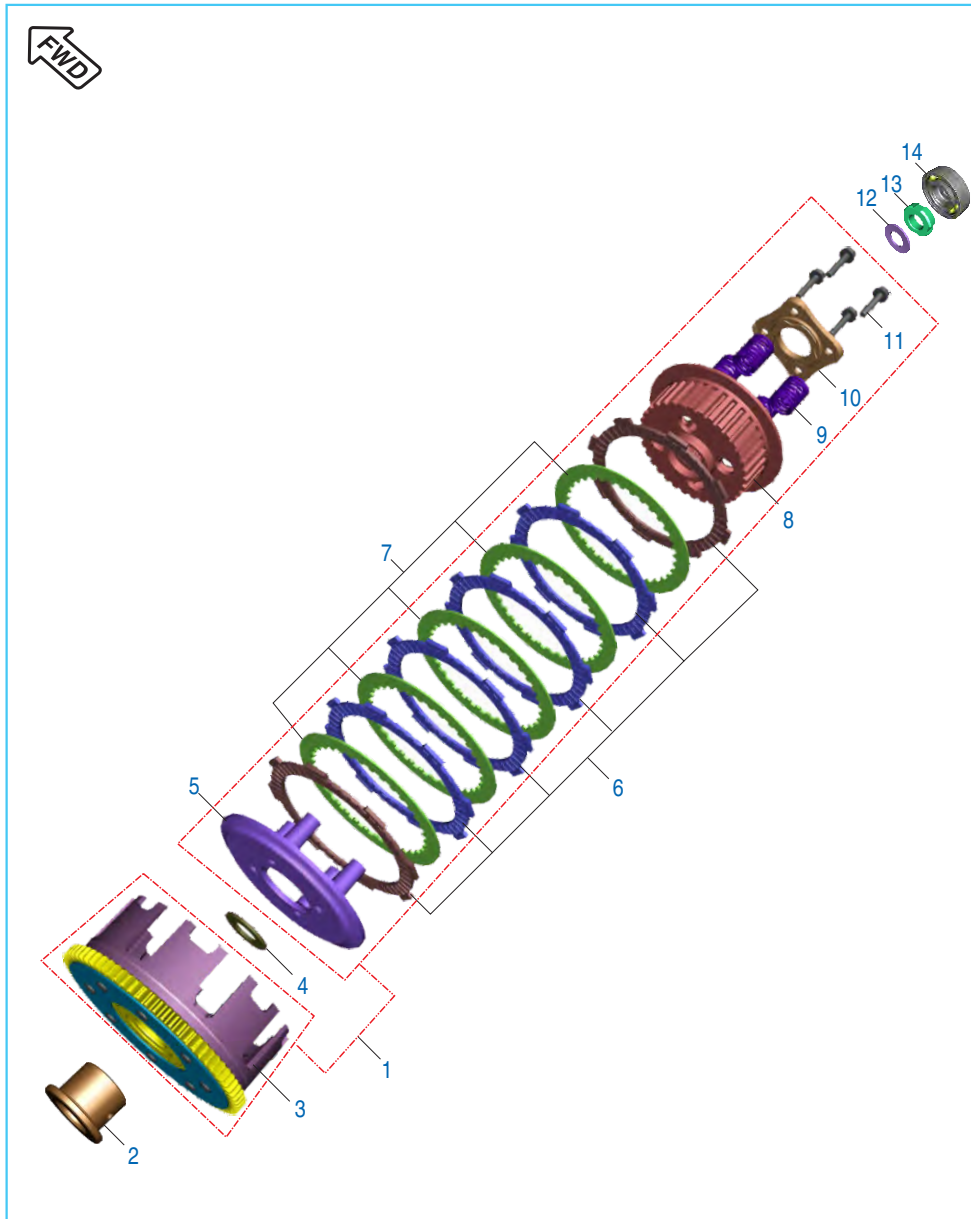


No.	Part No.	Description	Qty.	Remarks
1	DT 5412 12	Clutch Cover with oil Plug	1	
2	39 1990 20	Bearing - Needle	1	
3	LD B000 20	Washer 12.5X24X0.8T	1	
4	JG 5510 17	Spring	1	
5	DT 5410 19	Shaft Clutch Release Assy	1	
6	JU 5514 01	Rod Push	1	
7	JG 5412 30	Cap Oil Filling	1	
7A	39 1537 21	Ring 'O'	1	
8	JL 5412 27	Window Oil Gauge	1	
9	DS 1012 15	Clip - Wire	1	
10	39 1041 19	Seal - Oil	1	
11	39 0999 06	Pin - Hollow Dowel	2	
12	JL 5412 07	Gasket Clutch Cover	1	
13	DT 5410 18	Bracket Clutch Cable	1	
14	KA EQ06 30	Bolt Flanged	11	
15	39 1046 19	Seal - Oil	1	
16	JG 5412 31	Plate -position	1	
17	AA 1014 37	Precoated Flanged Bolt M6 X 12	2	
18	JL 5412 22	Decal Triple Spark	1	
19	JL 5412 30	Damper Clutch Cover	1	
20	JL 5412 31	Plate Damper Clutch Cover	1	
21	DH 1013 88	Bolt M5 x 10	5	

Cover Magneto



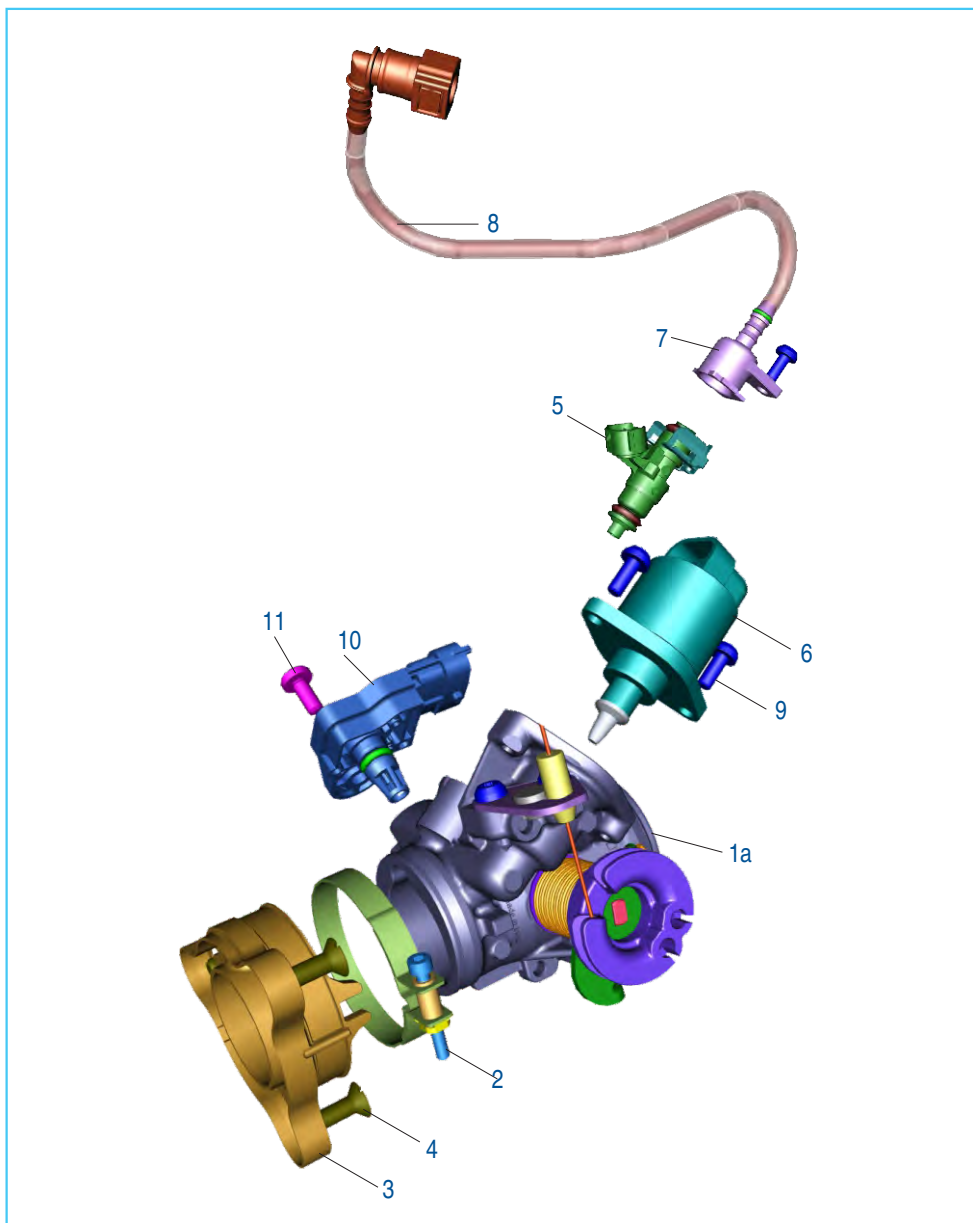
No.	Part No.	Description	Qty.	Remarks
1	DT 5412 06	Cover Magneto	1	
2	JA 5412 33	Cap TDC Finder	1	
3	30 1011 95	Ring - O	1	
4	39 0999 06	Pin - Hollow Dowel	2	
5	JL 5412 08	Gasket Magneto Cover	1	
6	KA EQ06 30	Bolt Flanged	9	
7	JL 5412 03	Cover LH RR	1	
8	KA EQ06 45	Hex Headed Bolt Flange	3	
9	JL 2330 15	Gear Shift Label-6 Speed	1	
10	JL 5412 23	Decal 'Bajaj Logo'	1	
11	DT 5412 10	Jet Oil Stator	1	
12	BA 1020 04	Plug	1	



Clutch Assly

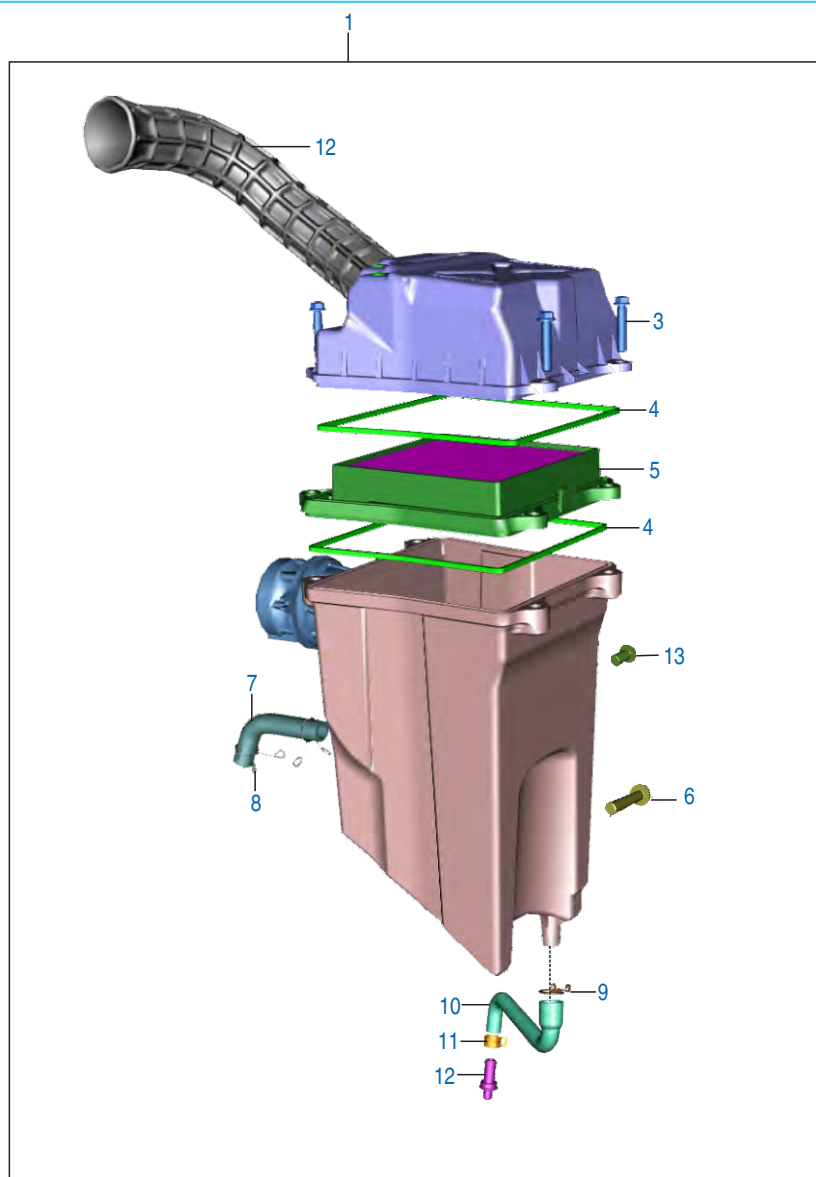
No.	Part No.	Description	Qty.	Remarks
1	DT 5514 00	Clutch Assy Comp	1	
2	JG 5514 27	Collared Bush	1	
3	36 DT00 33	Housing Clutch Assly Complete	1	
4	JG 5514 28	Washer Clutch	1	
5	DT 5514 02	Plate (Wheel Clutch)	1	
6	JG 5514 48	Friction Plate	4	
7	JG 5514 55	Friction Plate	2	
8	JG 5514 47	Pressure Plate	6	
9	DT 5514 01	Clutch Center (Hub Clutch)	1	
10	DT 5514 03	Spring -Clutch	4	
11	JG 5514 43	Clutch Holder (Holder Clutch)	1	
12	JG 5514 51	Bolt Sh 6*22	4	
13	JL 5514 07	Washer - Plain (Primary Drive Gear)	1	
14	DH 1016 48	Nut Clutch Center Lock (Pre-coated)	1	
	JG 5514 23	Clutch Lifter Bearing	1	

Throttle Body



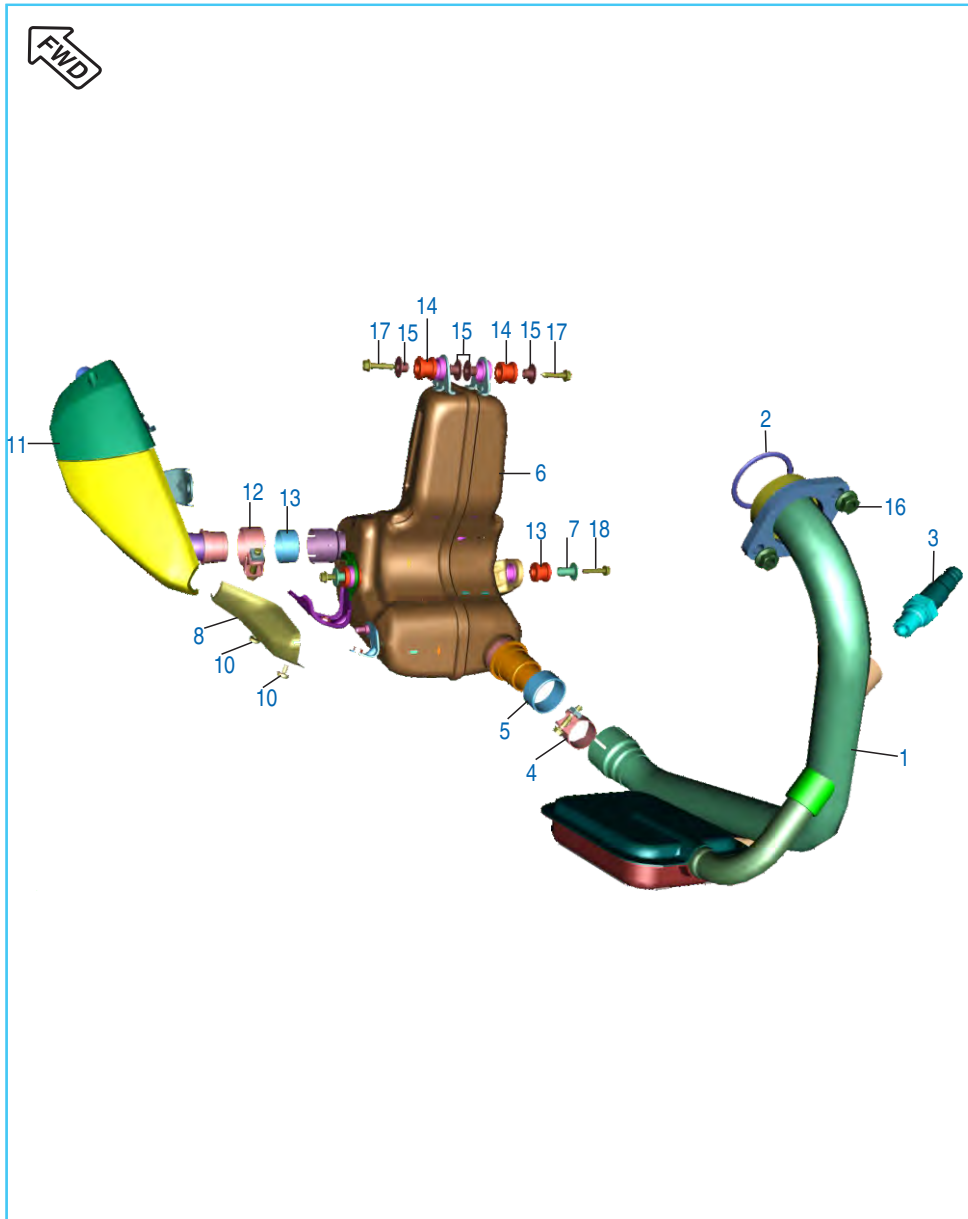
No.	Part No.	Description	Qty.	Remarks
1	DT 6112 02	Throttle Body Assly	1	N.I
2	JU 5810 06	Clamp Connecting Tube	1	
3	JL 5810 39	Pipe Intake	1	
4	LB C000 02	Screw CSK Cross	1	
5	JG 6110 07	Fuel Injector	1	
6	JG 6112 06	Motor Stepper	1	
7	DT 6112 03	Cap Injector with assly QC	1	
8	DT 1710 54	Fuel Tube	1	
9	JG 5814 24	Fixing Screw	5	
10	JG 3518 05	Sensor T map	1	
11	JG 5814 23	Fixing Screw	1	

Air Cleaner Complete



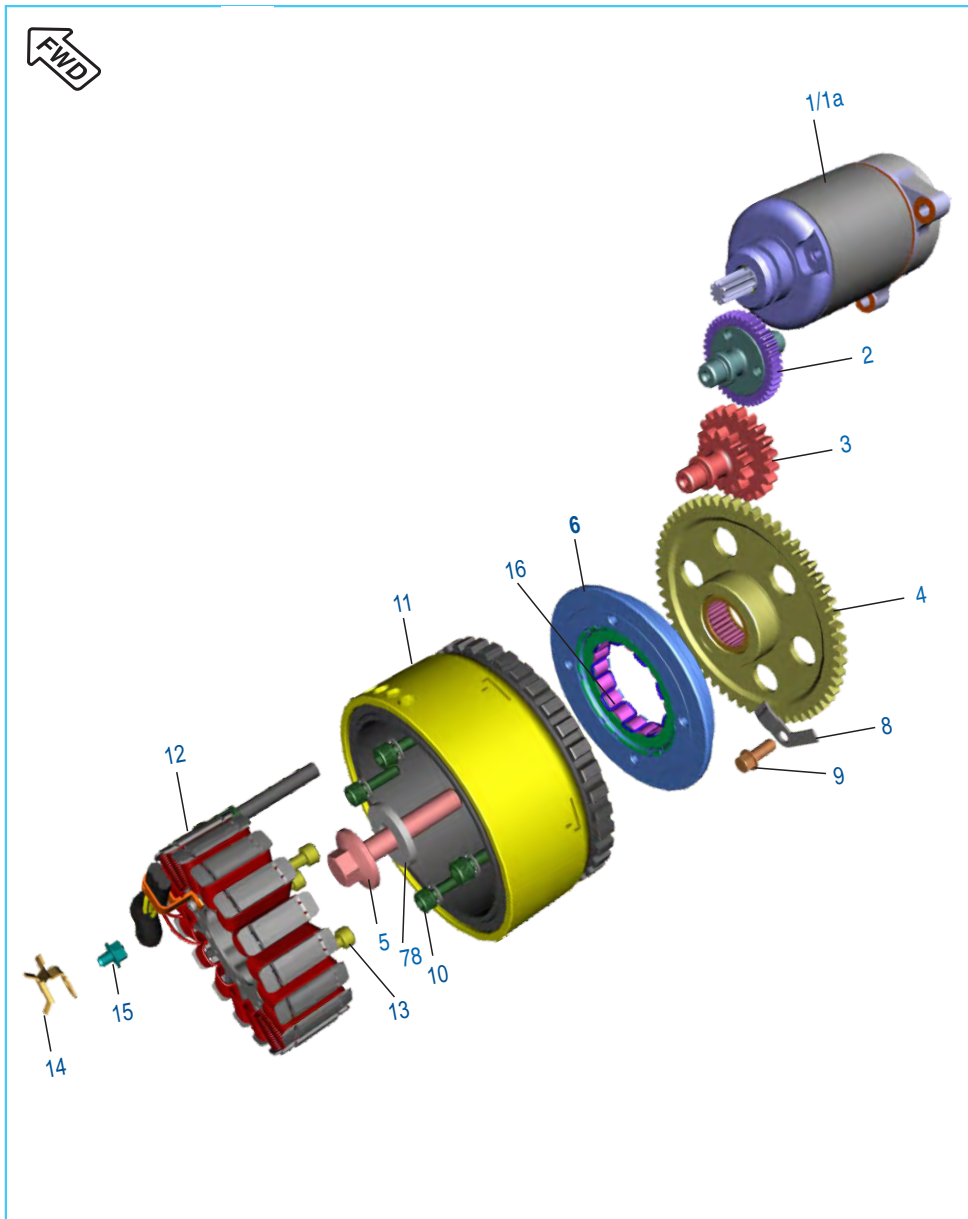
No.	Part No.	Description	Qty.	Remarks
1	DT 5810 64	Assly Air Filter FI	1	
2	39 0239 11	Washer	2	N.I
3	KA EQ06 30	Bolt Flange Small	4	
4	DT 5810 28	Seal Top Cover	2	
5	DT 5810 62	Filter Element	1	
6	KA DA06 30	Bolt Flange M6-L33mm	1	
7	DT 5810 48	Breather Tube	1	
8	JY 5810 28	Clamp	2	
9	JG 5810 56	Clamp (Breather Tube)	1	
10	JL 5810 55	Tube Drain	1	
11	DG 1210 02	Clamp (Hose C'Case Breather)	1	
12	DS 1211 26	Plug	1	
13	KA EM06 10	Bolt Flange M6-L10mm	1	

Silencer Assembly



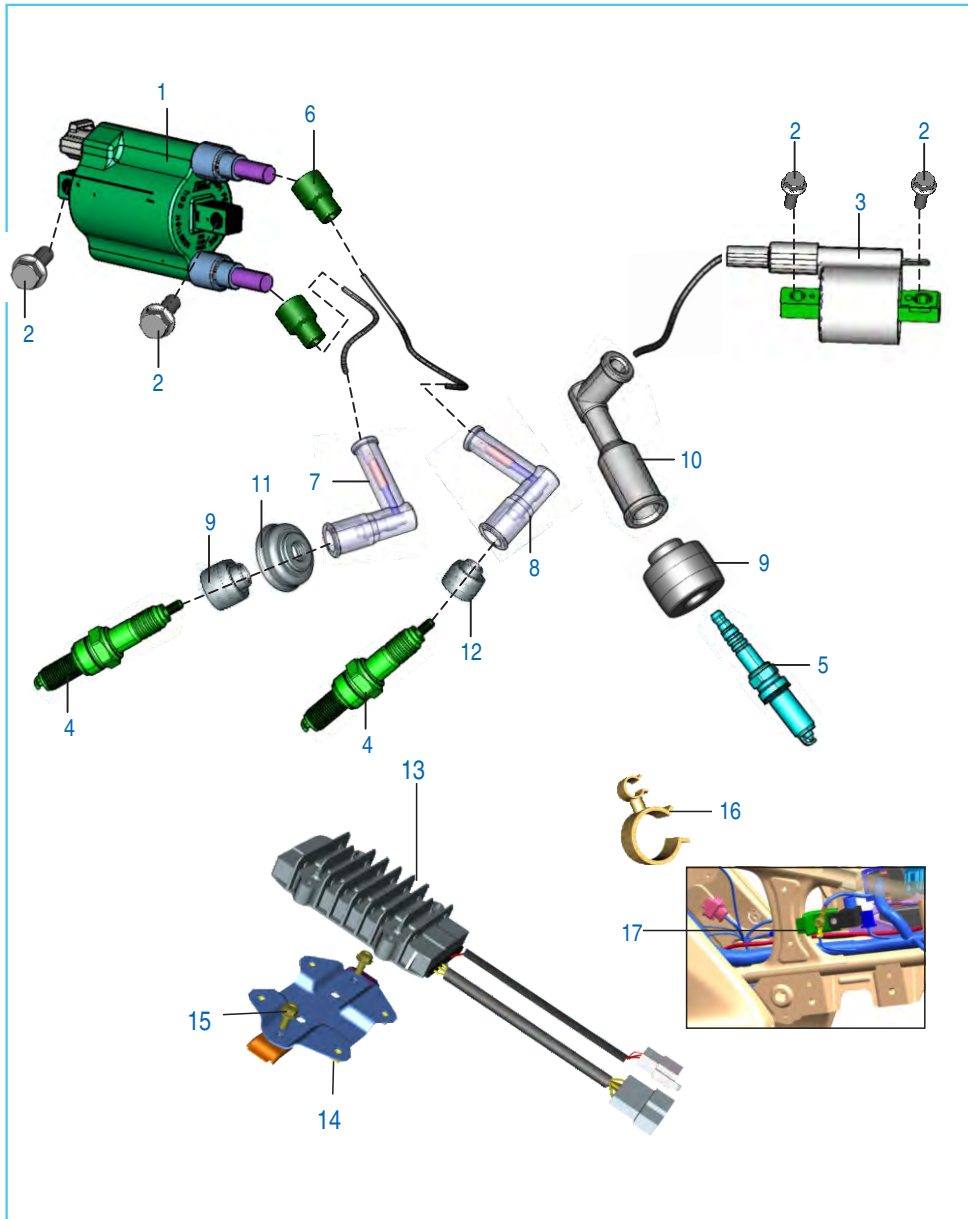
No.	Part No.	Description	Qty.	Remarks
1	DT 5912 30	Assembly Pipe A Exhaust	1	
2	JG 5910 70	Gasket Exhaust	1	
3	JG 5110 10	O2 Sensor	1	
4	JG 5910 38	Band Clip	1	
5	JG 5910 39	Gasket Muffler Pipe- A	1	
6	DT 5912 38	Muffler Assly Comp	1	
7	JL 5911 57	Sleeve Bottom	2	
8	DT 5911 16	Assly Heat Shield	1	
9	DT 5911 18	Grommet Heat Shield	1	N.I
10	PD 5911 01	Truss Screw	2	
11	52 DT01 53	Assly End Chamber	1	
12	DT 5910 72	Band Clip End Chamber	1	
13	JL 5910 45	Spacer Pipe A Proto 1	1	
14	JL 5911 65	Damper Silencer Mtg. Lower	4	
15	JL 5911 56	Sleeve Top	4	
16	LC G000 06	Nut Hex	2	
17	JL 5911 48	Bolt Flange	2	
18	KA DA06 30	Bolt M 6 X 30	2	

Starter Assembly



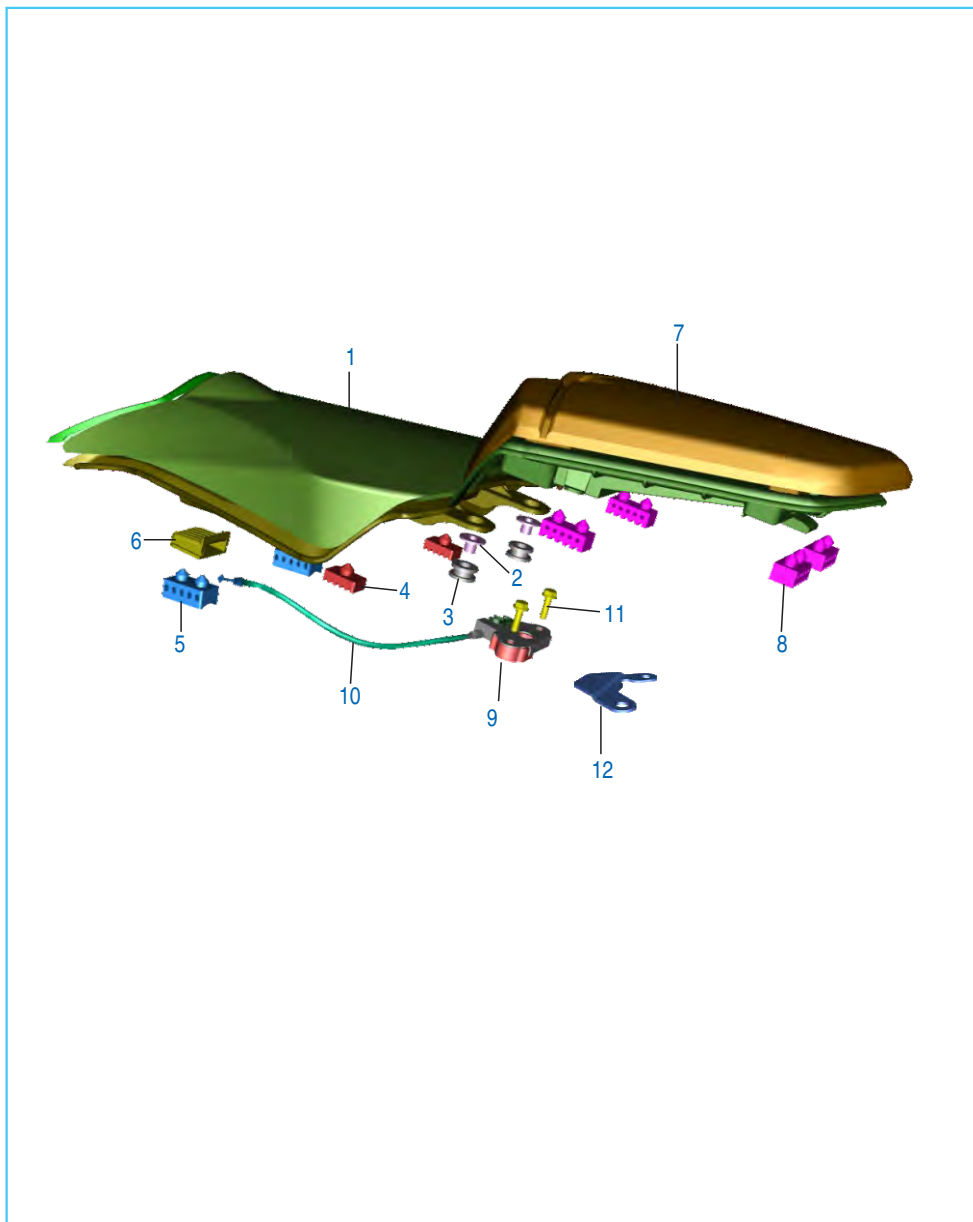
No.	Part No.	Description	Qty.	Remarks
1	JL 3516 00	Starter Motor Assly.	1	
1a	KA DQ06 25	Bolt M6-Motor mtg.	2	
2	JG 6214 13	Gear Starter Counter 2 Assy	1	
3	JG 6214 12	Gear Starter Counter 1	1	
4	JG 6214 17	Assembly Gear Starter Clutch	1	
5	52 JY01 85	Hex Bolt Flanged	1	
6	JG 3510 19	Body Complete Starter Clutch	1	
7	LD B000 10	Spring Dowel Sleeve	4	
8	JG 5410 43	Retainer Gear Starter	1	
9	39 1672 04	Bolt Flange	1	
10	DH 1013 89	Pre Coated Screw M6 X 20	4	
11	JY 3510 19	Rotor Assy. (W/O Clutch Assy)	1	
12	DT 3510 06	Stator Assly Compl	1	
13	DK 1012 84	Hex Soc. Head Screw(M5X0.8X35)	3	
14	JG 5412 23	Plate - Stopper (Wiring Harness)	1	
15	LA E000 10	Bolt Flange M5 X 13L	2	
16	JY 5514 02	Clutch One Way Assly	1	

H.T. Coil & Regulator Assembly



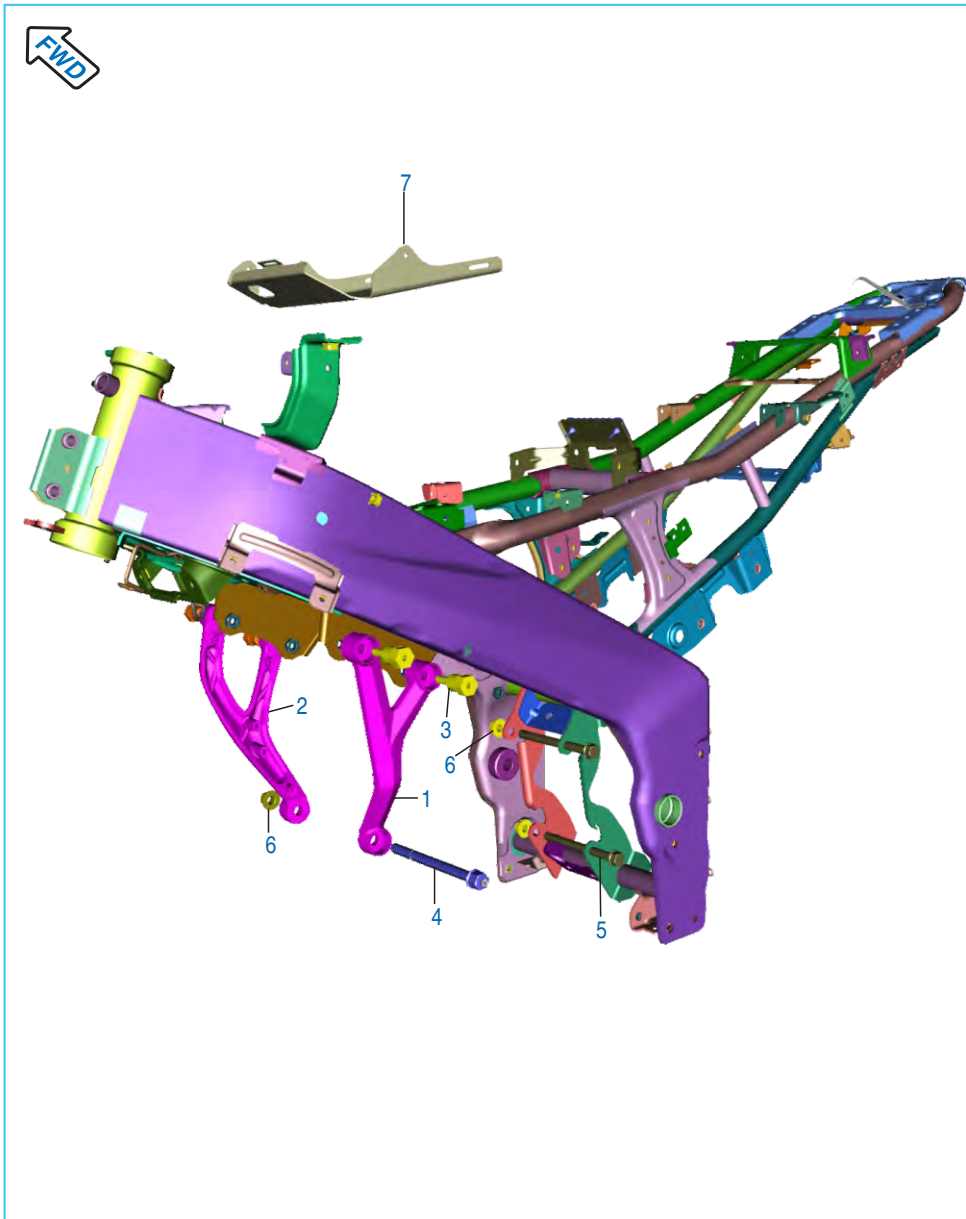
No.	Part No.	Description	Qty.	Remarks
1	JL 3512 37	Ignition Coil With Cable LH	1	Twin output
2	39 1913 04	Bolt Flange	4	
3	JL 3512 35	Ignition Coil with Cable RH	1	
4	DK 1110 28	Spark Plug RG6HCC	2	
5	JL 3512 18	Spark Plug Bosch central	1	
6	DD 1110 12	Grommet for H.T. Cable	3	
7	JD 3512 07	Spark Plug Cap	1	
8	AN 1110 15	Spark Plug Cap	1	
9	DH 1110 13	Grommet - Spark Plug	2	
10	DK 1110 11	Cap Spark Plug	1	
11	DH 1110 16	Grommet - Sleeve Spark Plug	1	
12	DD 1110 11	Grommet - Spark Plug Cap	1	
13	DT 4020 04	Regulator Assly	1	
14	DT 1138 02	Bracket Regulator	1	
15	KA DA06 14	Bolt Flanged	2	
16	DT 1138 55	Clamp HT Coil	1	
17	DT 4020 03	Capacitor Assly	1	

Seat Assembly / Seat Lock



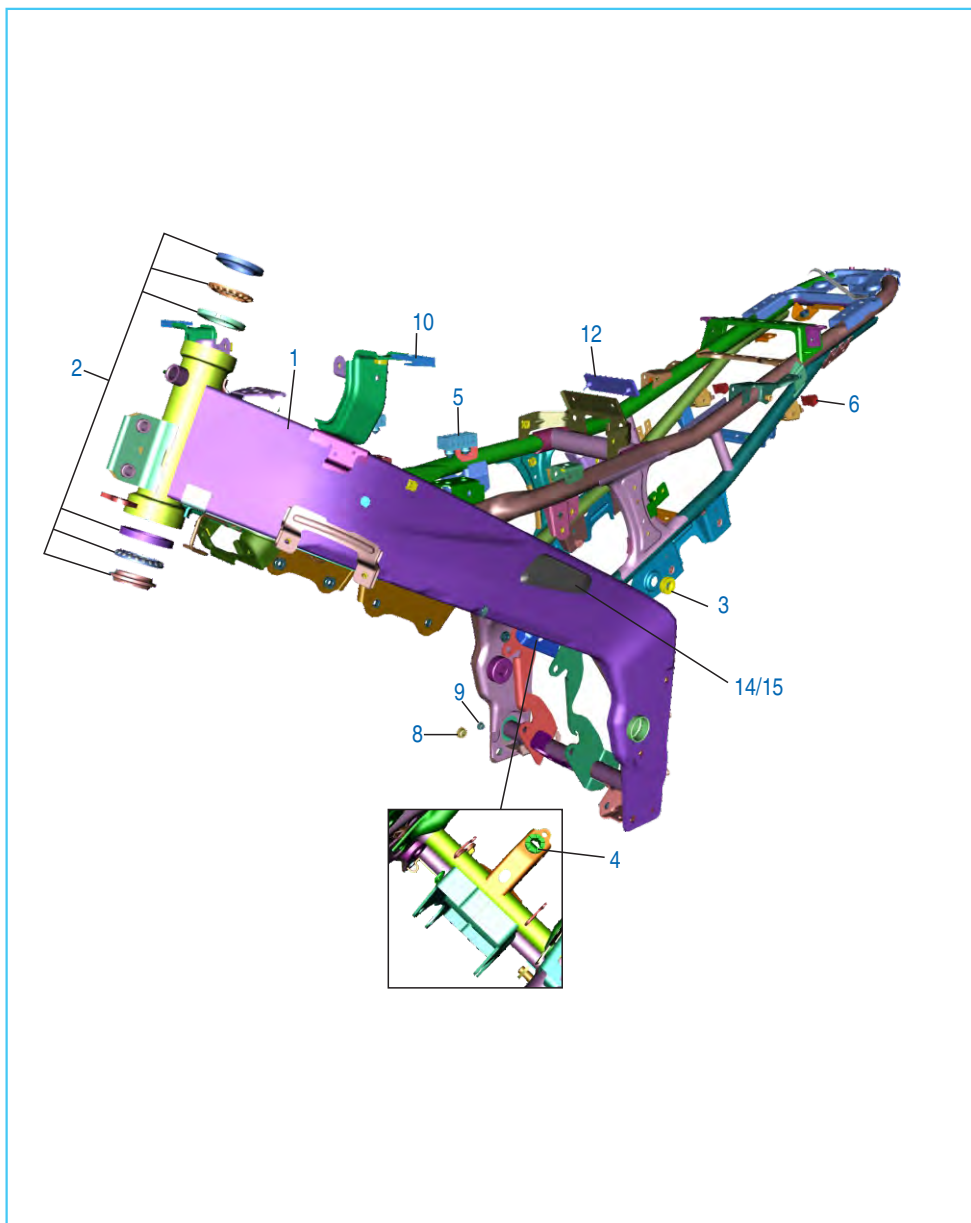
No.	Part No.	Description	Qty.	Remarks
1	DT 1910 06	Seat Assly Front	1	
2	DK 2110 09	Damper For Seat	2	
3	DT 1910 12	Damper Seat Front	1	
4	JZ 1910 10	Damper For Seat	2	
5	FD 2110 06	Grommet Seat	2	
6	JG 1910 08	Collar Seat	2	
7	DT 1910 09	Seat Assly Rear	1	
8	DS 2110 04	Damper Seat I	4	
9	JG 2326 01	Seat Lock Assly Rear	1	
	DT 2326 05	Lock rear Seat	1	For Iran
10	JG 2326 06	Seat Lock Cable	1	
11	KA DA06 22	Bolt Flanged	2	
12	JL 2326 04	Cover Seat Lock	1	

Engine Mountings



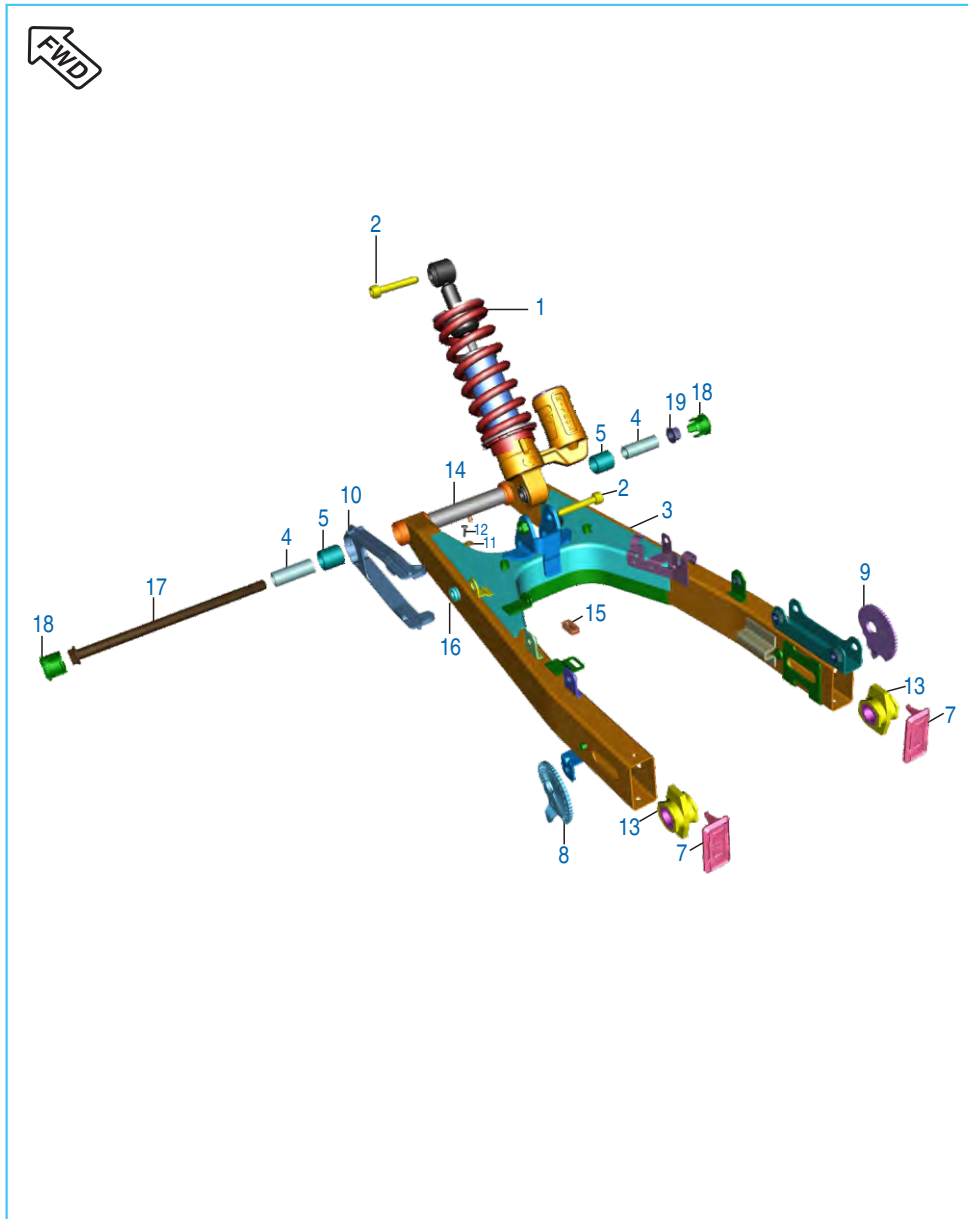
No.	Part No.	Description	Qty.	Remarks
1	52 JL01 56	Eng Stay Assly LH	1	With Black Color
2	52 JI01 57	Eng Stay Assly RH	1	With Black Color
3	DT 1134 08	Bolt - Flanged Small	4	
4	JL 1110 54	Engine Mtg Bolt Front	1	
5	JA 1134 03	Flanged Bolt	2	
6	39 2723 15	Nut Flanged M10	2	
7	DT 1138 42	Cover Seal Heat	1	

Frame and Frame Fittings



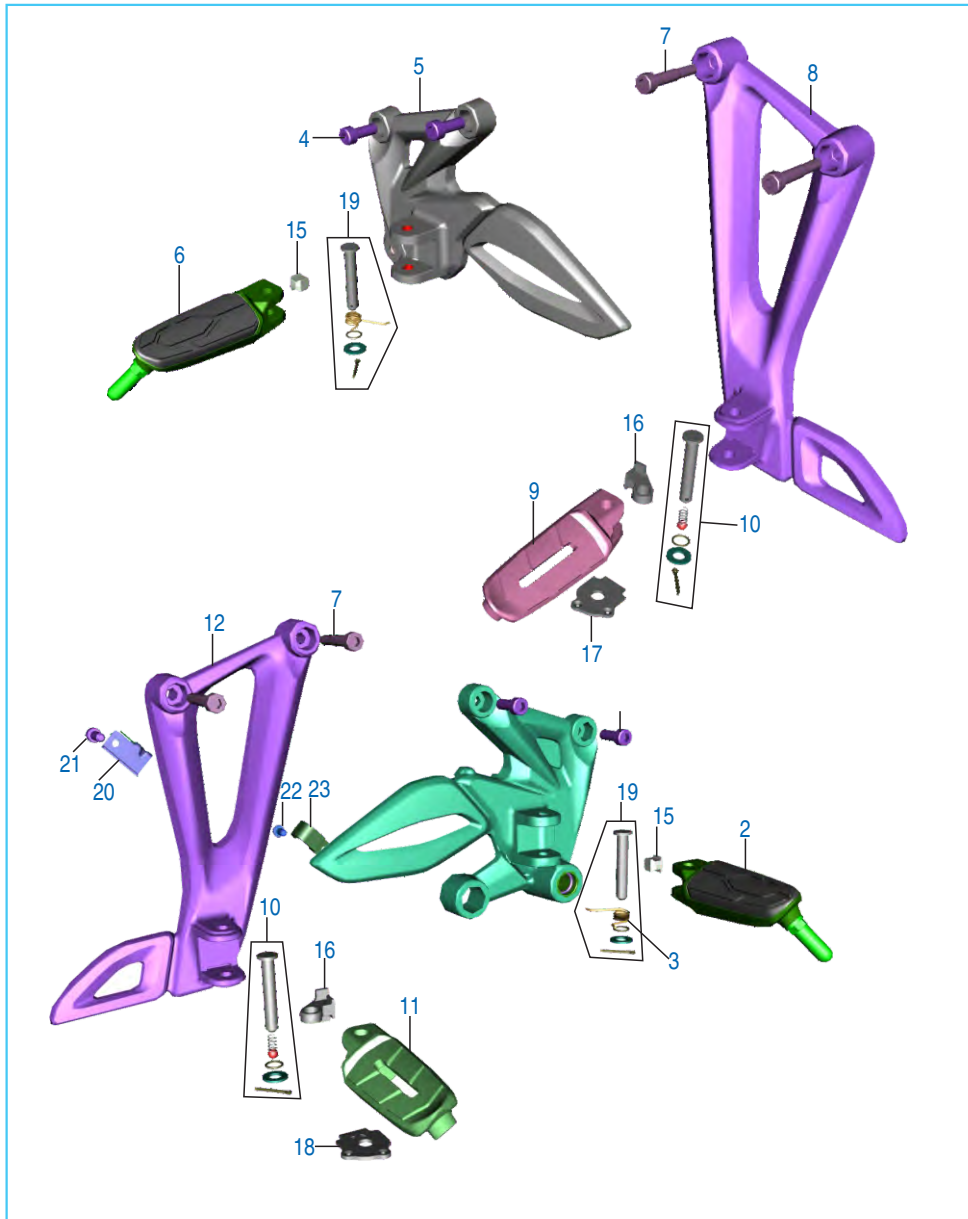
No.	Part No.	Description	Qty.	Remarks
1	DT 1111 63	Frame Assly Complete	1	Without Bearing Race
2	36 JG00 11	Kit Steering Head Bearing	1	
3	DT 1812 65	Grommet Side Cover	2	
4	JL 1710 20	Grommet Tank Rear	1	
5	DS 2110 04	Damper Seat I	2	
6	JZ 1813 22	Side Cover Grommet	2	
7	DX 1610 66	Pad Brace Fender	2	N.I
8	DT 1813 22	Plug 1	1	
9	DT 1813 23	Plug 2	1	
10	DT 1710 76	Damper Tank Cover	2	
11	DT 1138 46	Frame Beading RH	2	N.I
12	DT 1813 21	Pad Tank Cover Resting	1	
13	JB 1812 23	Beading LH	2	N.I
14	DT 1111 06	Frame Rubber Pad LH	1	
15	DT 1111 07	Frame Rubber Pad RH	1	

Swing Arm / Rear Shock Absorber



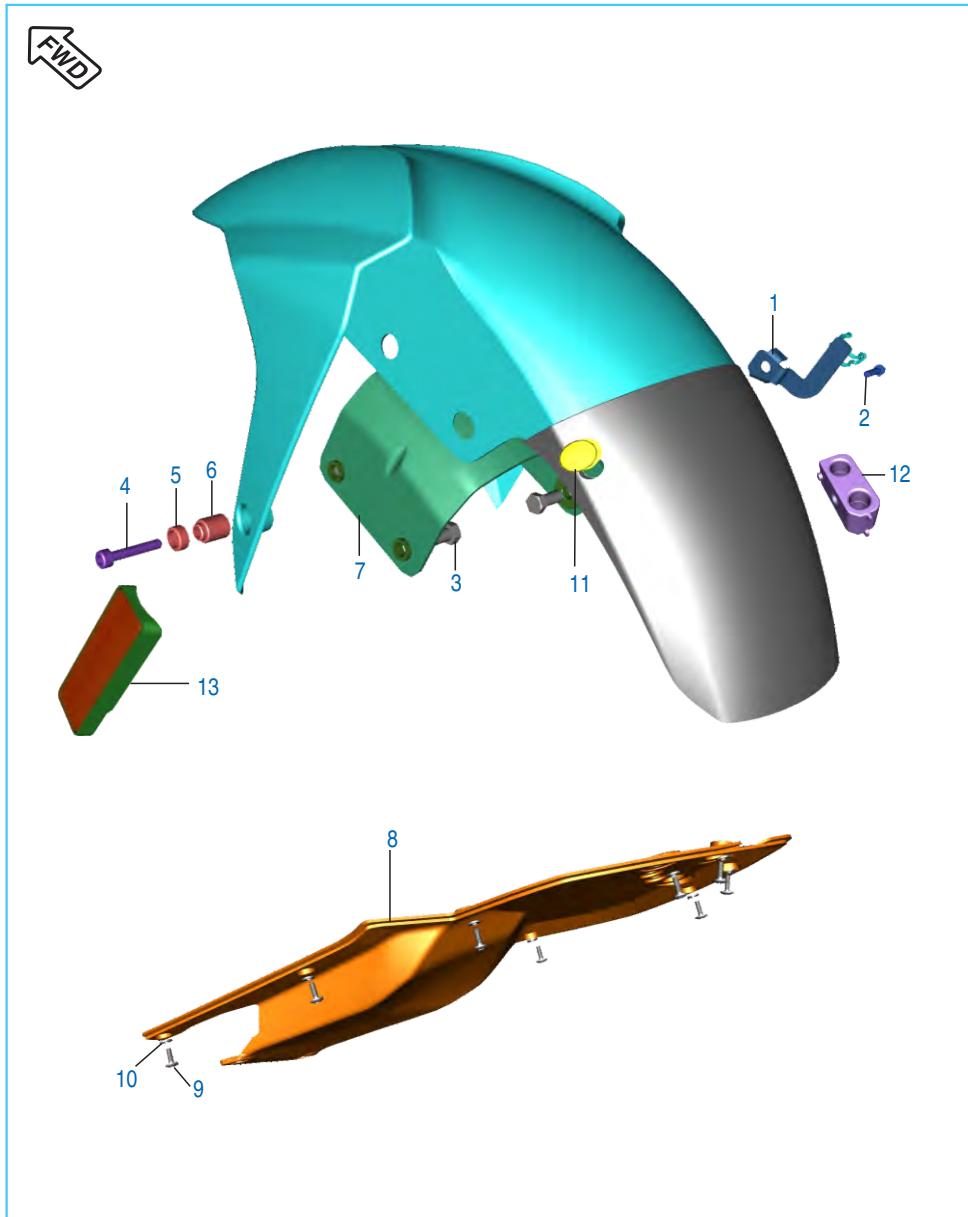
No.	Part No.	Description	Qty.	Remarks
1	DT 1220 19	Shockabsorber Mono	1	
2	LA C000 19	Bolt Socket M10 X 1.25 X 55	2	
3	JL 1220 13	Assembly Swing Arm Comp	1	
4	DG 1710 16	Sleeve	2	
5	DG 1710 18	Bearing - Needle	2	
6	DG 1710 19	Seal - Oil	4	N.I
7	JL 1220 02	Cap Swing Arm Tube	2	
8	JL 1220 01	Adjuster Chain Lh	1	
9	JL 1220 09	Adjuster Chain Rh	1	
10	JL 1220 03	Slider Chain	1	
11	39 0454 11	Washer - Plain	2	
12	39 0553 02	Screw - Self Tapping	2	
13	JL 1220 04	Spacer Chain Adjuster	2	
14	JL 1220 08	Spacer Central Swing Arm	2	
15	JL 1812 24	Grommet I	1	
16	JL 1812 25	Grommet li	1	
17	JL 1220 26	Shaft - Swing Arm	1	
18	DT 1138 48	Cap -Swing Armpivot	2	
19	39 1053 15	Nut	1	

Pillion Foot Rest / Holder



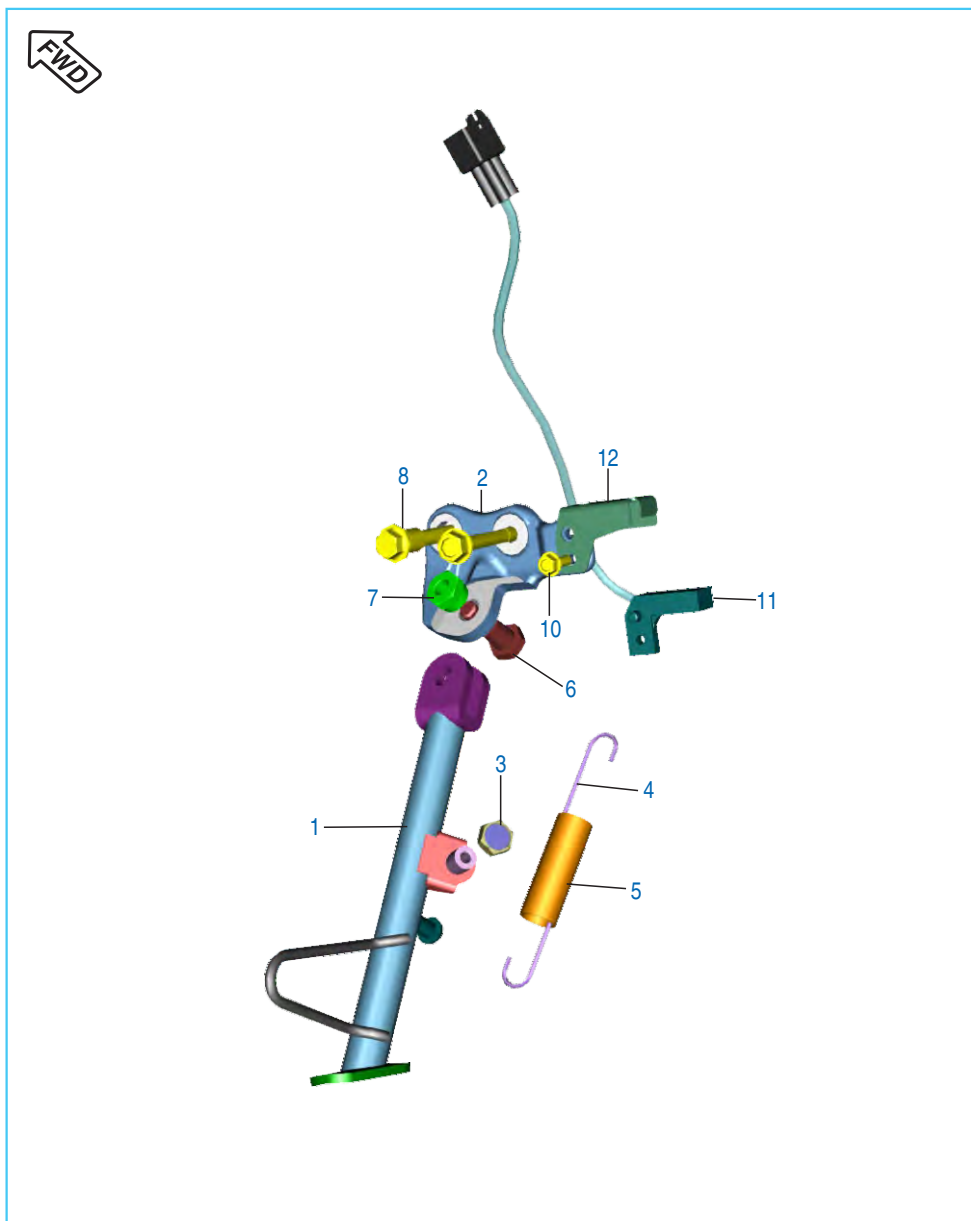
No.	Part No.	Description	Qty.	Remarks
1	DT 1130 01	Holder Step RH	1	
2	DT 1130 29	Step Assy Main RH	1	
3	JL 1130 12	Spring Torsion	2	
4	LA C000 45	Bolt-Socket Dia-08 L-20	4	
5	DT 1130 02	Holder Step LH	1	
6	DT 1130 28	Step Assly Main LH	1	
7	LA C000 74	Bolt Socket M8X35	4	
8	DT 1130 06	Step Holder- Pillion LH	1	
9	JL 1130 14	Step Pillion LH	1	
10	36 JL00 15	Kit Pillion Hardware	2	
11	JL 1130 16	Step Pillion RH	1	
12	DT 1130 08	Step Holder - Pillion RH	1	
13	JL 1318 41	Bracket Reservoir Mtg.	1	N.I
14	39 2140 04	Bolt Flanged	1	N.I
15	JZ 1130 61	Rubber Pad Footrest	2	
16	JL 1130 36	Rubber Pad Footrest	2	
17	DT 1130 14	Lock Plate LH	1	
18	DT 1130 15	Lock Plate RH	1	
19	36 JL00 41	Kit Main Step Hardware	2	
20	JL 1318 78	Bracket Reservoir cap	1	
21	KB BA05 12	Screw	1	
22	KA EA06 10	Bolt Flange	1	
23	DT 1318 33	Clamp	1	

Mudguard - Front & Rear



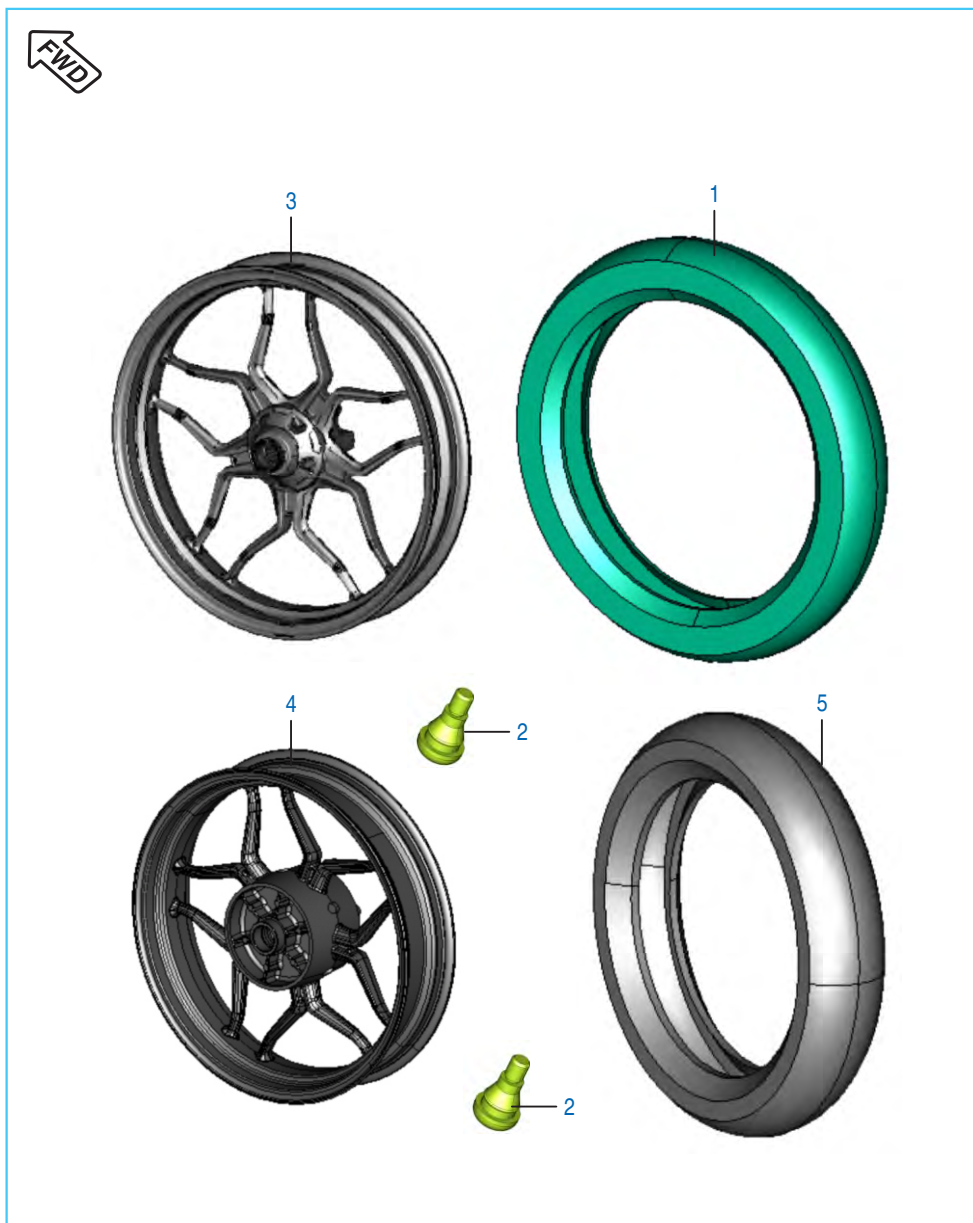
No.	Part No.	Description	Qty.	Remarks
1	DT 1318 37	Bracket - Hose Clamp	1	
2	39 1958 04	Bolt Flange	1	
	KA EA06 22	Bolt Flange	1	Ref. Cir. IB-210
3	KA AB08 20	Bolt 08	4	
	JG 1134 07	Bolt Flange M8	4	Ref. Cir. IB-220
4	KA CA06 30	Bolt- Hex Socket M6	2	
	KA CF05 30	Bolt Socket	2	Ref. Cir. IB-220
5	DT 1814 34	Cup Washer	2	
6	DT 1814 11	Spacer Fender Front	2	
	DT 1814 39	Spacer Fender Front	2	Ref. Cir. IB-220
7	DT 1814 07	Bracket Brace Fender	3	
	DT 1814 37	Bracket Brace Fender	3	Ref. Cir. IB-220
8	DT 1812 56	Seat Cowl Central Bottom	1	
9	39 1907 01	Screw M5	8	
10	39 2141 24	Washer Non Metallic	8	
11	DT 1814 33	Plug Front Fender	1	
12	DT 1318 49	Clamp	1	
	DT 1318 75	Clamp	1	Ref. Cir. IB-210
13	DK 2011 21	Front Reflex Reflector LH Assly	1	For Argentina
14	DT 1814 35	Grommet Front Fender	2	N.I Ref. Cir. IB-220
15	DJ 1610 91	Grommet - Front Fender	4	N.I Ref. Cir. IB-220

Stand Assembly



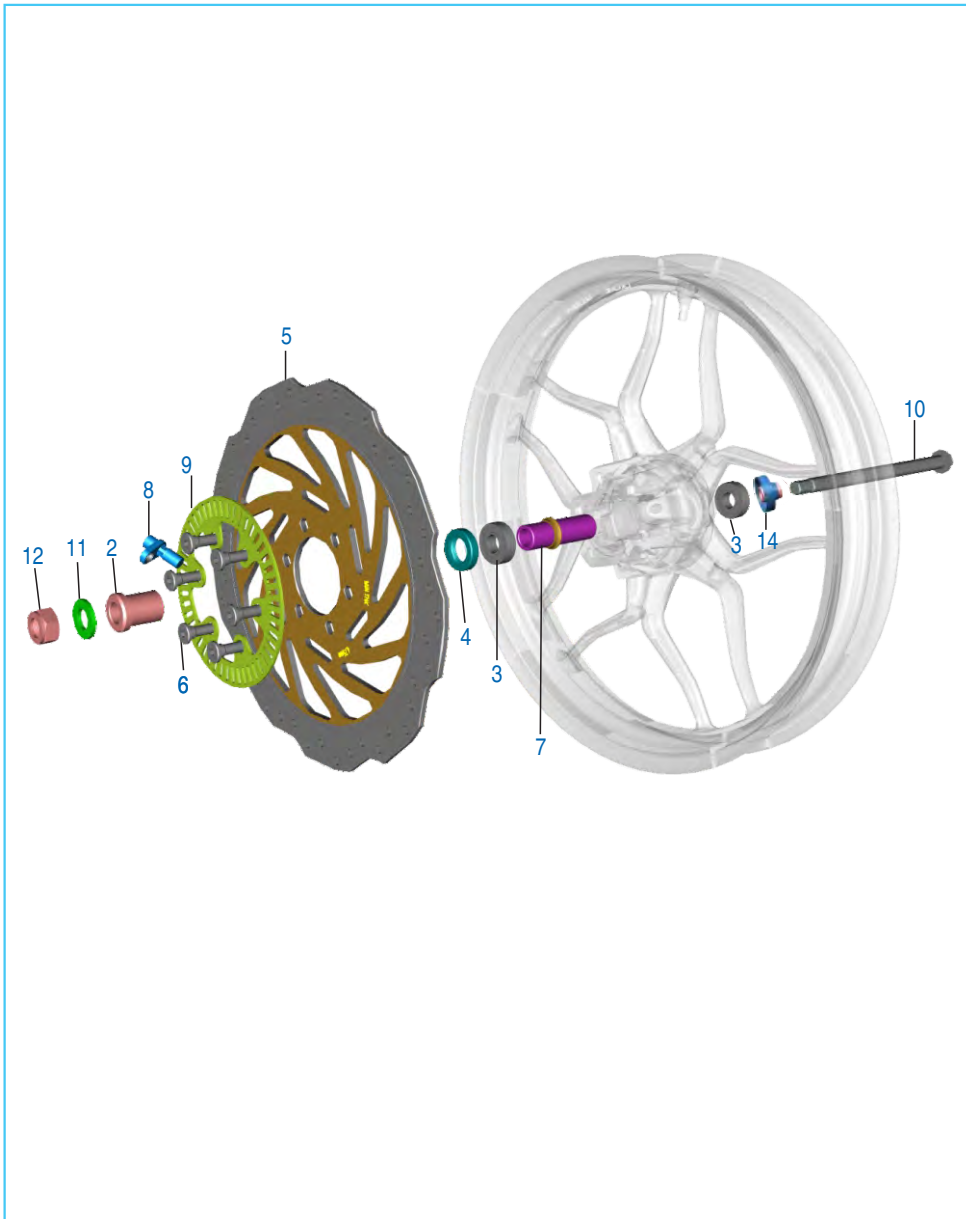
No.	Part No.	Description	Qty.	Remarks
1	DT 1132 04	Assly Side Stand	1	
2	DT 1132 05	Bracket Side Stand	1	
3	JZ 4036 01	Magnet Holder	1	
4	JL 1132 09	Spring Side Stand	1	
5	DH 1611 46	Cover Spring Side Stand	1	
6	DF 1611 02	Bolt	1	
7	39 0422 15	Nut Nyloc M10	1	
8	DT 1132 02	Bolt Spcl Stand Mtg	1	
9	KA DH08 70	Bolt Hexagon M8	1	
10	KA DA05 12	Flange Bolt	1	
11	JL 4014 08	Switch Assembly Side Stand	1	
12	JL 1138 18	Cover Side Stand Switch	1	

Tube / Tyre / Rim



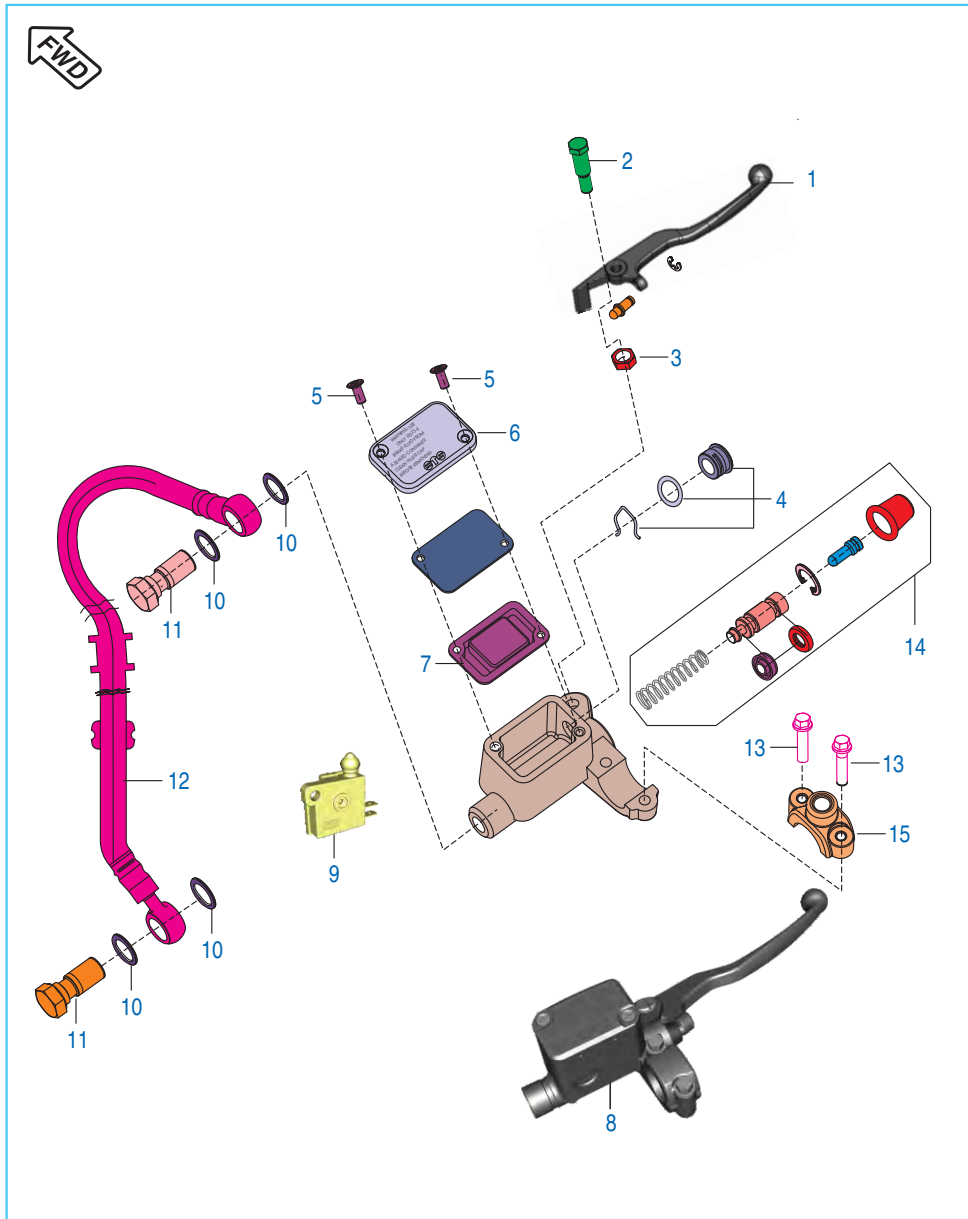
No.	Part No.	Description	Qty.	Remarks
1	DT 1310 18	Tyre Tubeless Front (100/80-17)	1	
2	DK 1510 26	Valve Tubeless Tyre	2	
3	JL 1310 04	Wheel Rim 2.5X17	1	
4	JL 1312 09	Wheel Rim 3.5X17	1	
5	DT 1312 22	Tyre Tubeless Rear (130/70-17)	1	

Front Hub



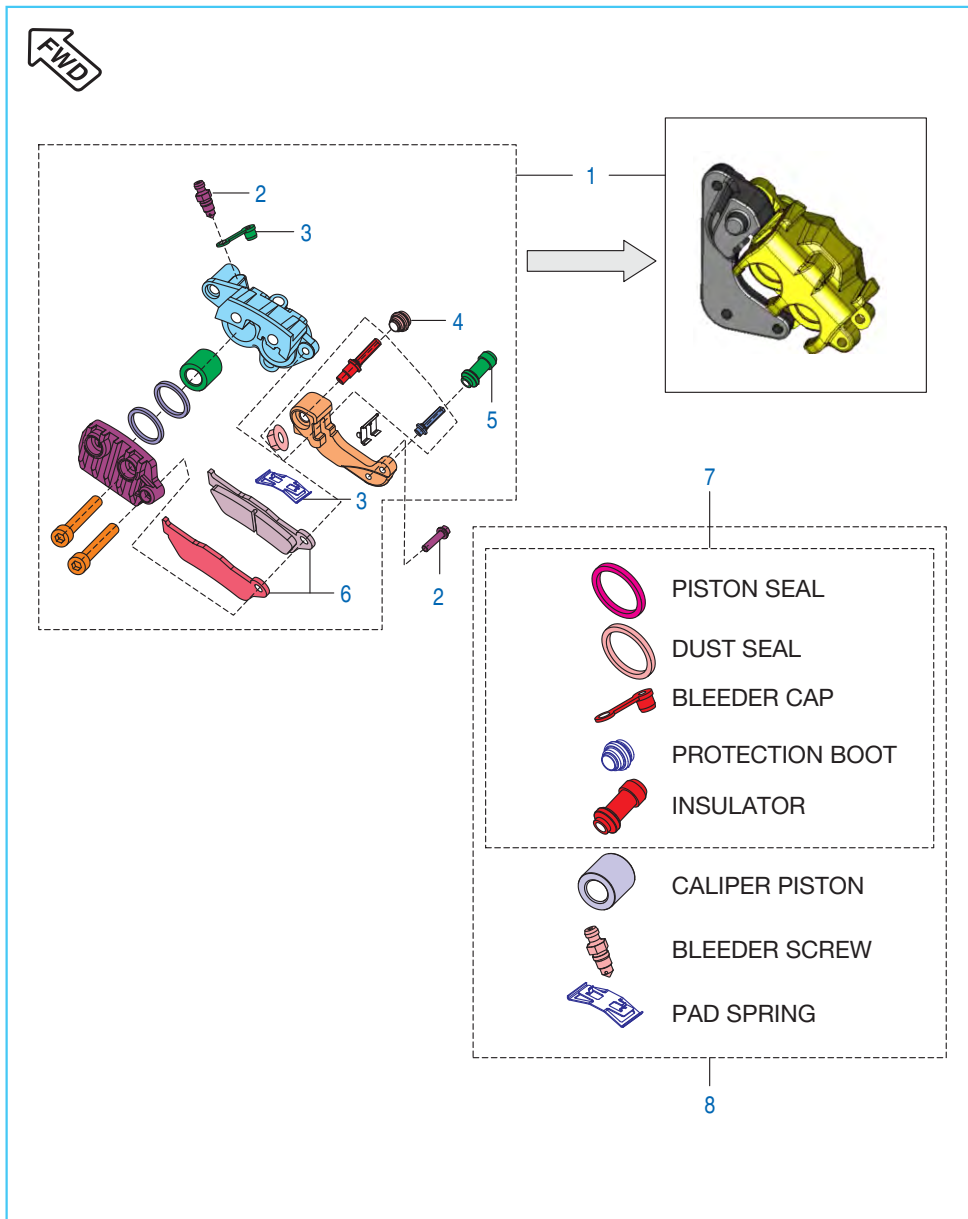
No.	Part No.	Description	Qty.	Remarks
1	JL 1310 04	Wheel Front	1	
2	JG 1310 01	Spacer	1	
3	KP BC62 02	Bearing - Ball	2	
4	DG 1510 05	Seal - Oil	1	
5	DT 1318 02	Disc Front	1	
6	JD 1318 11	Special Bolt M8	6	
7	JL 1310 00	Collar	1	
8	DT 4024 04	Wheel Speed Sensor (ABS)	1	Front & Rear
9	JU 1318 01	Sensor Disc Front	1	ABS
10	JL 1310 01	Axle	1	
11	LD B000 29	Washer	1	
12	LC J000 02	Nut - U M14	1	
13	39 1943 04	Flanged Bolt	1	N.I
14	DT 1310 17	Collar Assly	1	

Front Master Cylinder



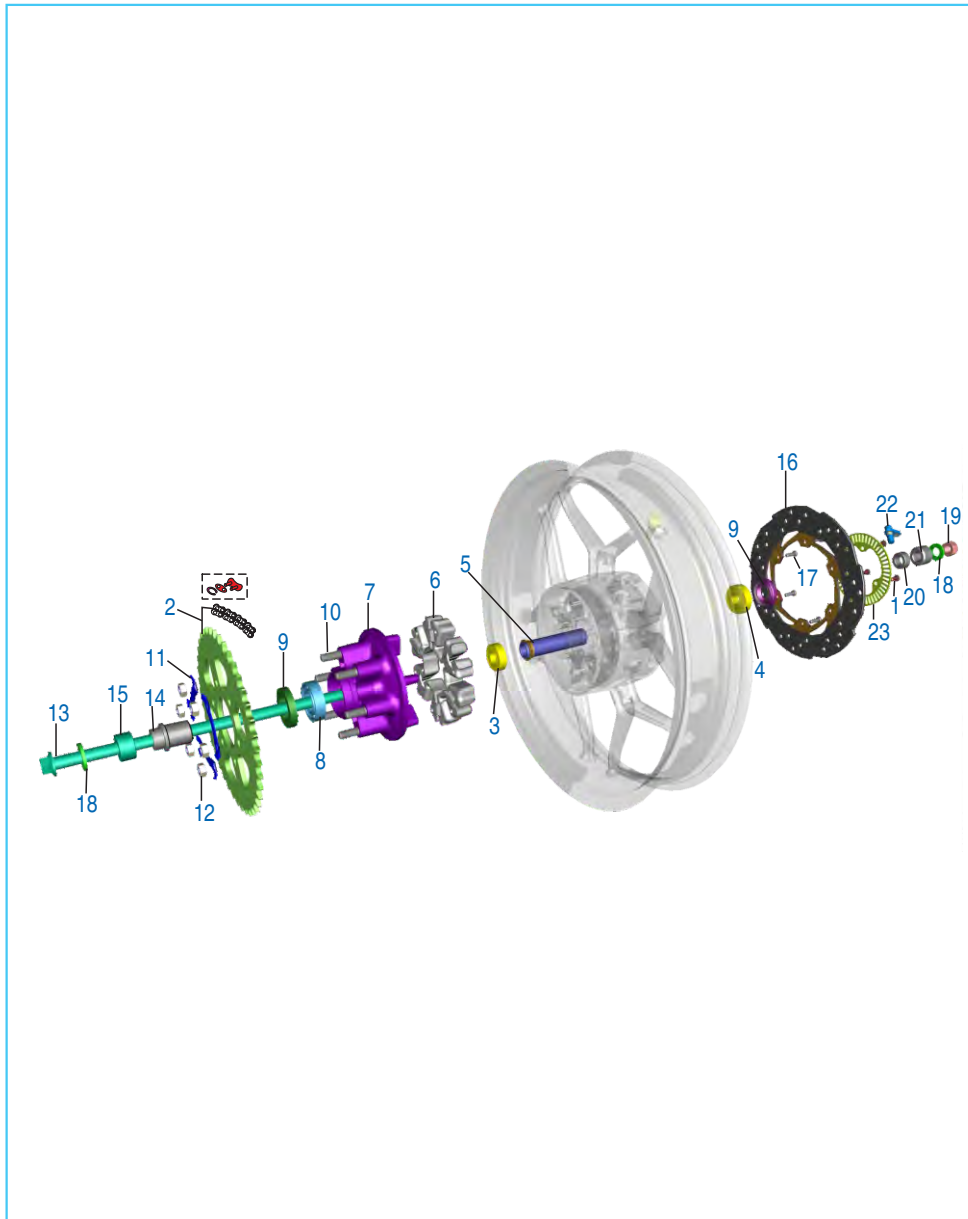
No.	Part No.	Description	Qty.	Remarks
1	JG 1610 10	Lever Front Brake	1	
2	DJ 1910 29	Bolt Front Bracket I	1	
3	DJ 1910 30	Nut	1	
4	DE 1910 36	Oil Window Kit	1	
5	DJ 1910 31	Screw	2	
6	DE 1910 29	Cover - Reservoir	1	
7	DE 1910 28	Diaphragm	1	
8	DT 1318 31	Master Cylinder Assly Front	1	
9	DJ 2011 09	Brake Switch	1	
10	DE 1910 10	Washer - Copper	4	
11	DK 1510 69	Bolt - Banjo	2	
12	36 DT00 44	Hose Assembly	1	
13	LA D000 37	Bolt Flanged M8X1X50	2	
14	36 DT00 34	Major Kit M Cylinder - ABS	1	
15	DK 1810 52	Clamp - Holder : RH	1	

Front Disc Brake



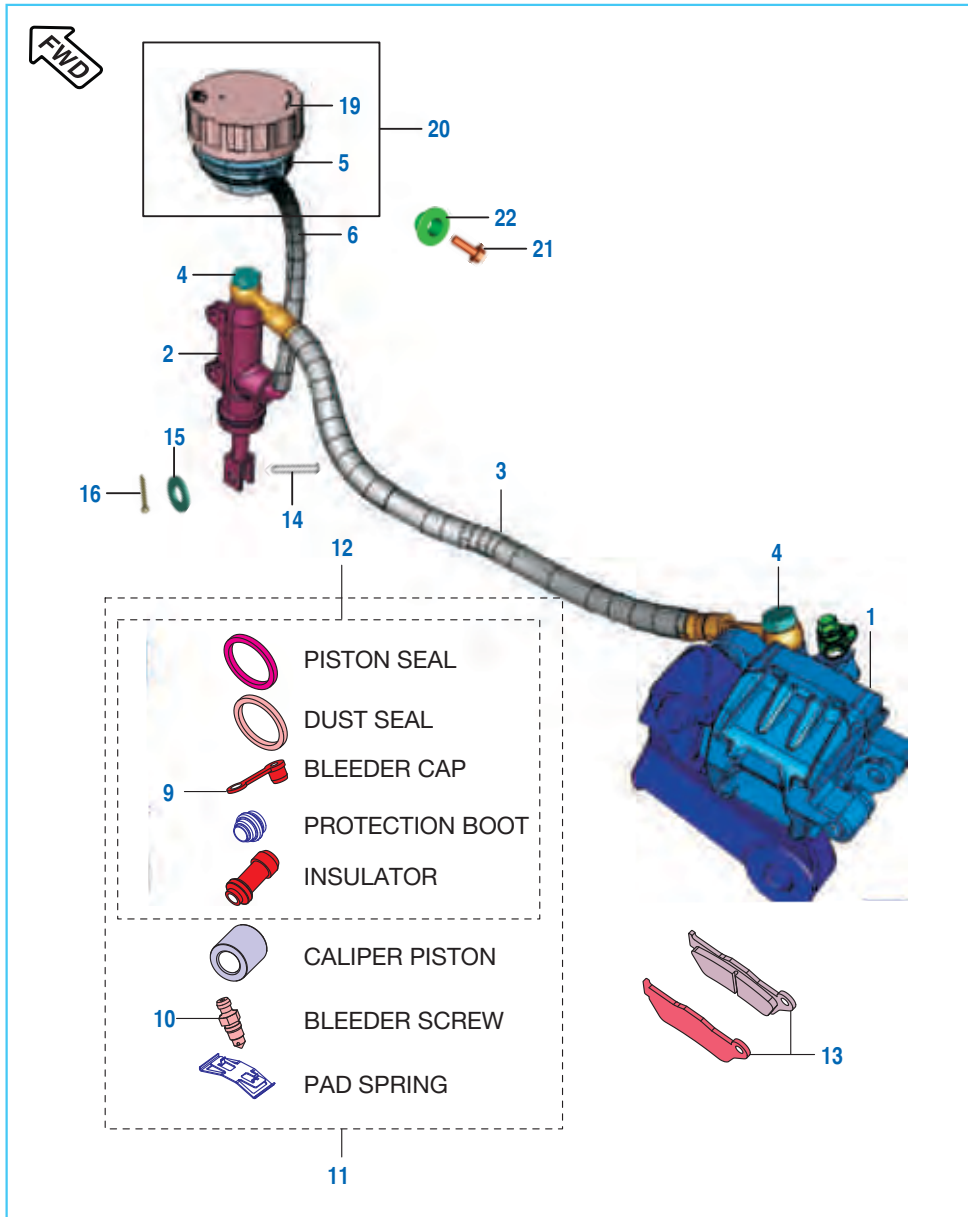
No.	Part No.	Description	Qty.	Remarks
1	DT 1318 53	Caliper Assy Brake Front	1	
2	JL 1318 06	Screw Bleeder	1	
3	DE 1510 47	Bleeder Cap	1	
4	JL 1318 07	Boot	1	
5	DE 1910 33	Spring	1	
6	JL 1318 32	Pad	1	
7	DJ 1510 74	Minor Kit	1	
8	DJ 1510 75	Major Kit	1	

Rear Hub



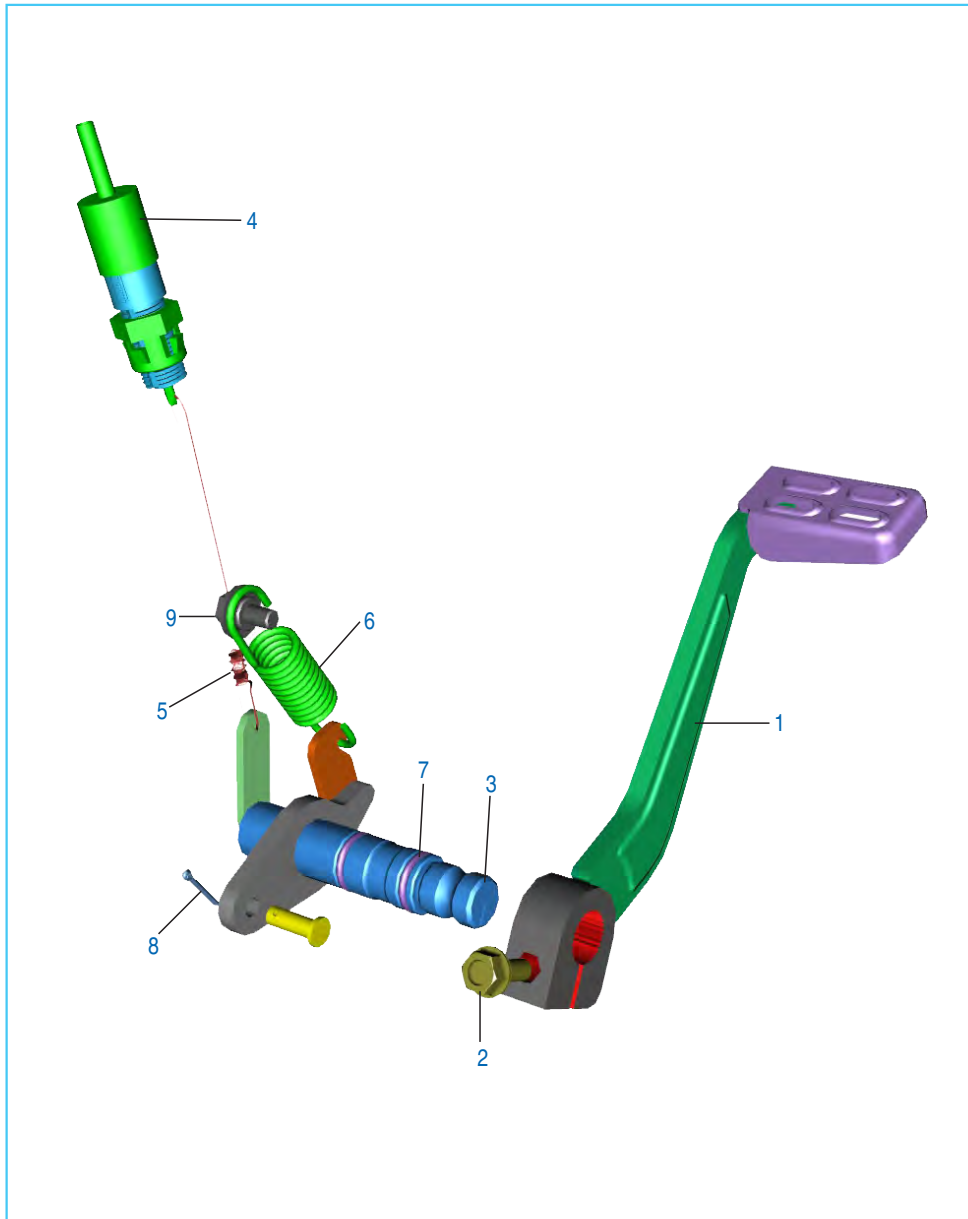
No.	Part No.	Description	Qty.	Remarks
1	39 0746 01	Screw Pan Head	3	
2	36 DT00 07	Kit Chain Sprocket	1	
3	KP BC63 02	Bearing - Ball	1	
4	KP BC62 02	Bearing - Ball	1	
5	JL 1312 16	Collar Bearing Assy	1	
6	JL 1312 32	Coupling Rubber	1	
7	JL 1312 25	Coupling	1	
8	DK 1510 13	Bearing Coupling	1	
9	30 1510 82	Oil Seal	2	
10	LA A000 19	D Bolt	6	
11	JL 1312 26	Washer 6 Rubber	3	
12	LC A000 09	Nut	6	
13	JL 1312 03	Axle	1	
14	DK 1510 15	Sleeve	1	
15	JL 1312 11	Spacer for Coupling	1	
16	JL 1312 18	Disc Rear	1	
17	39 2038 04	Bolt Hex	6	
18	LD B000 29	Washer	2	
19	LC J000 02	U Nut Swing Arm	1	
20	DK 1510 81	Spacer I	1	
21	DK 1510 82	Spacer II	1	
22	DT 4024 04	Wheel Speed Sensor (ABS)	1	Front & Rear
23	JU 1318 02	Sensor Disc Rear	1	

Rear Disc Brake System



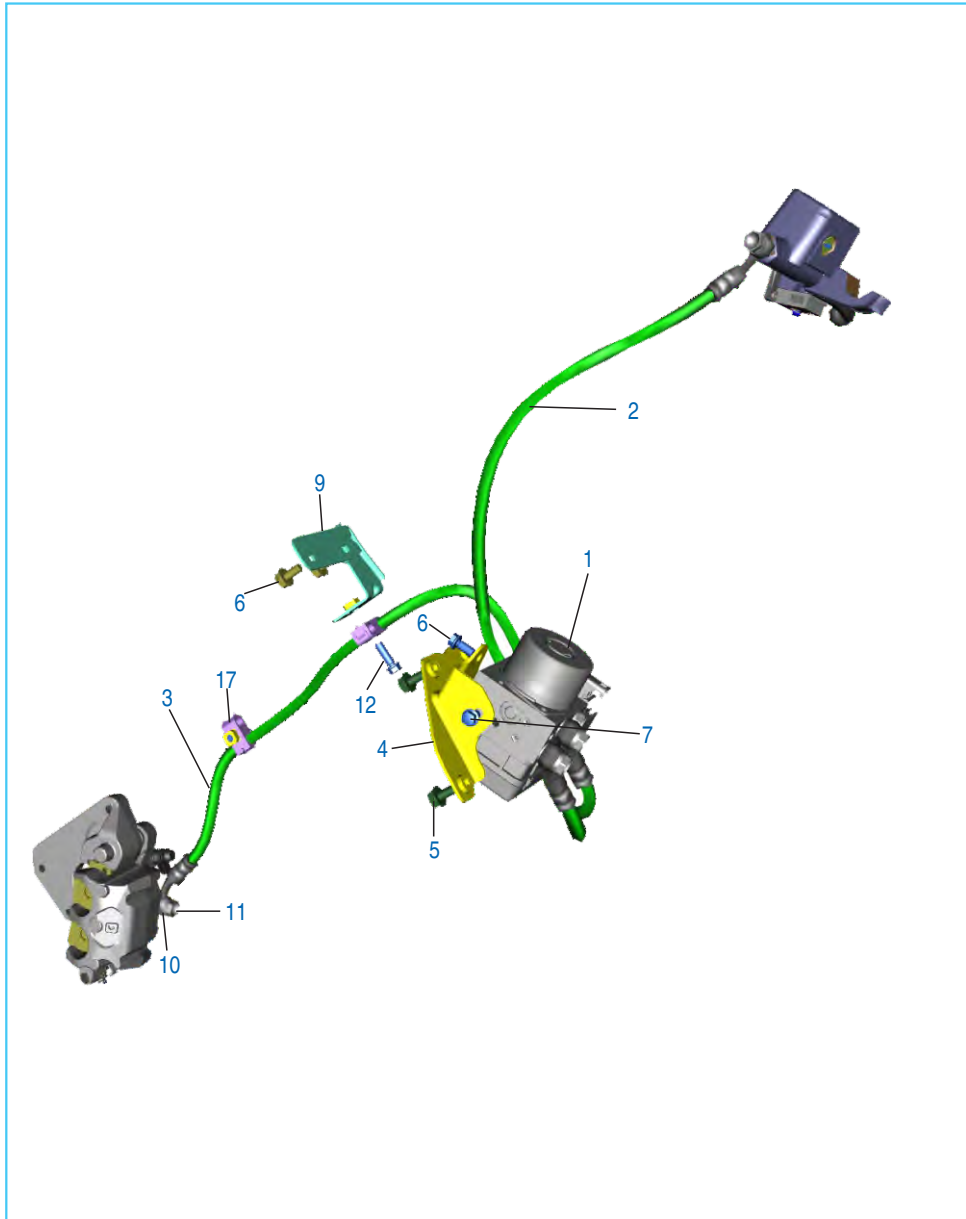
No.	Part No.	Description	Qty.	Remarks
1	DT 1318 26	Assembly Caliper	1	
2	DT 1318 66	Assembly Master Cyl. Rear	1	
3	36 DT00 42	Hose Disc Brake Rear	1	
4	DK 1510 69	Banjo Bolt	2	
5	JG 1318 21	Reservoir Rear Brake	1	Without Cap
6	JL 1312 20	Hose - Reservoir	1	
7	DK 1510 63	Clip Reservoir	1	Cap Reservoir
8	DE 1910 10	Copper Washer	4	Banjo Bolt
9	DE 1510 47	Cap Bleeder Screw	1	
10	DE 1510 46	Bleeder Screw	1	
11	DK 1510 73	Kit Major Caliper	1	
12	DK 1510 74	Kit Minor Caliper	1	
13	DK 1510 85	Set Disc Pad	1	
14	30 1910 38	Pin	1	
15	39 0198 11	Washer	1	
16	39 0808 08	Split Pin	1	
17	36 DT00 39	Kit Major M Cylinder	1	N.I
18	36 DT00 40	Kit Minor M Cylinder	1	N.I.
19	DK 1510 45	Cap Reservoir	1	
20	36 JG00 83	Reservoir with Cap	1	
21	KA DD06 14	Screw Pan Cross	1	
22	JG 1812 39	Collar	1	
23	59 0400 14	Bolt flanged M6	2	N.I

Rear Brake Pedal



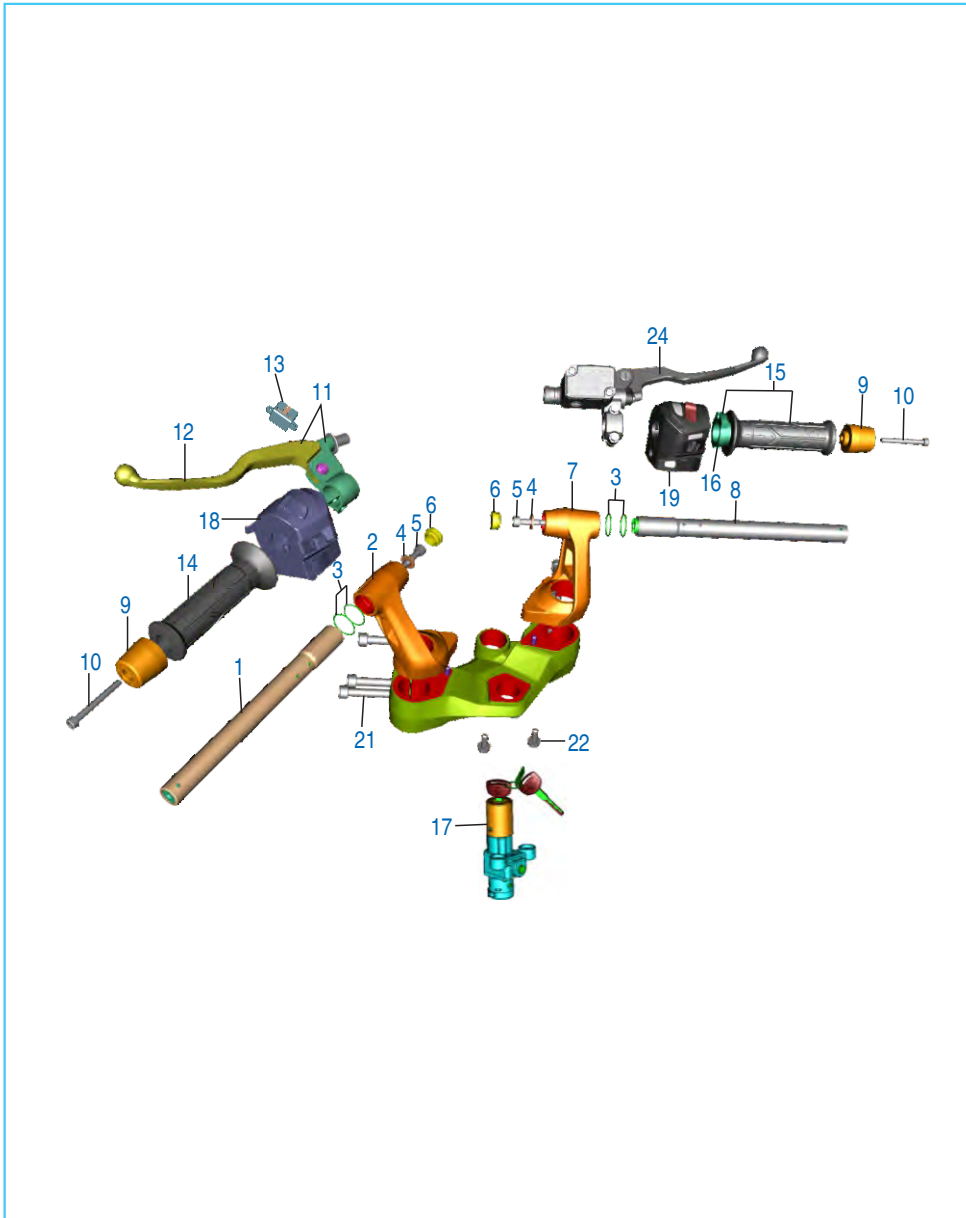
No.	Part No.	Description	Qty.	Remarks
1	DT 1610 11	Brake Pedal	1	
2	59 0400 48	Bolt - Flanged : M8	1	
3	DT 1610 12	Shaft Assy Brake Lever	1	
4	JL 4014 06	Switch - Rear Brake	1	
5	DT 1610 04	Spring Rear Brake Switch	1	
6	DT 1130 34	Tension Spring	1	N.I.
7	39 1537 21	O-ring	1	
8	39 0808 08	Split Pin	1	
9	KA DD06 16	Bolt	1	

Anti Brake Lock System



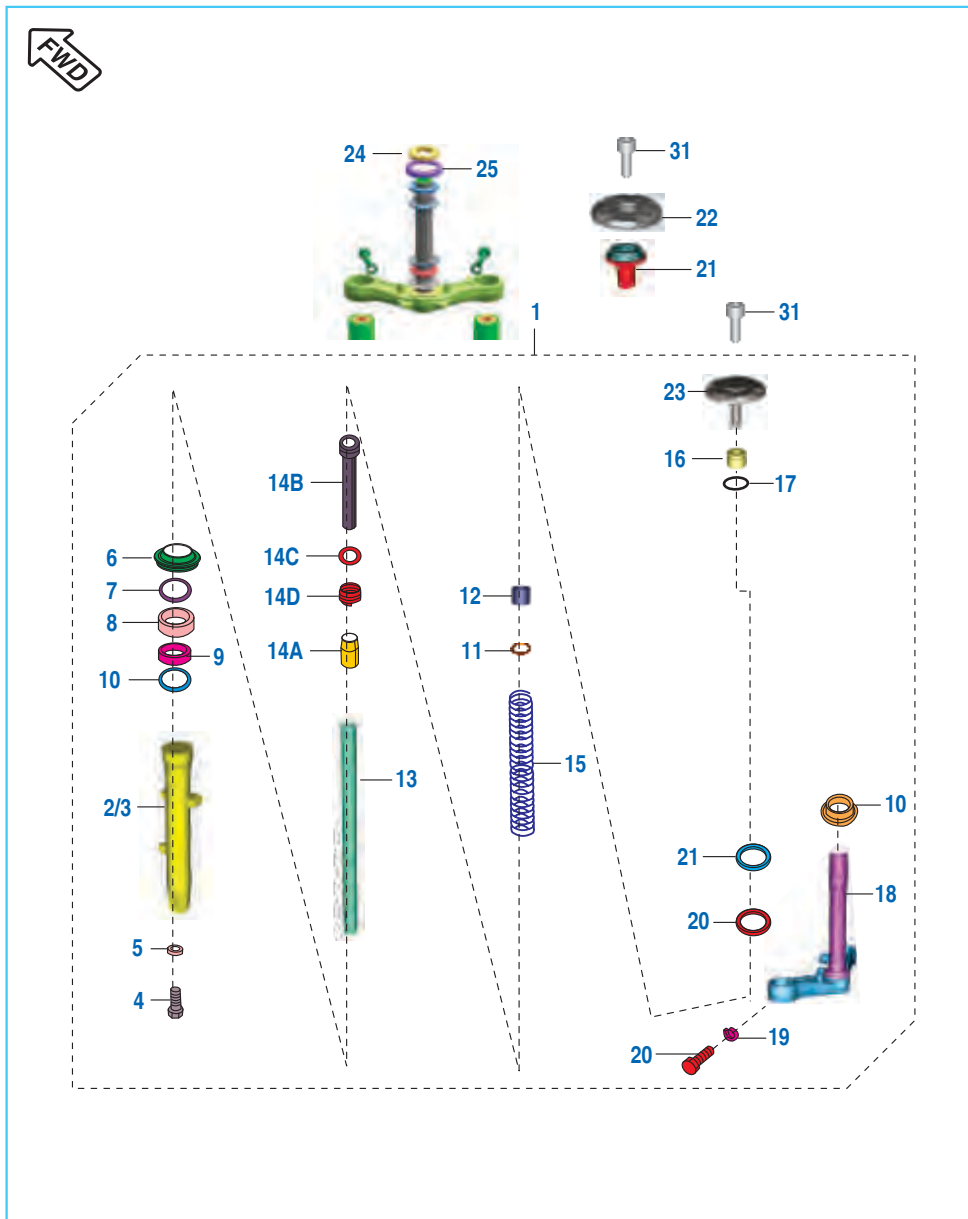
No.	Part No.	Description	Qty.	Remarks
1	DT 1318 62	ABS Unit	1	
2	36 DT00 43	Kit Hose M Cylinder to ABS	1	
3	36 DT00 44	Kit Hose Caliper to ABS	1	
4	DT 1138 50	Bracket ABS Mtg	1	
5	LA E000 21	Bolt Flanged	1	
6	KA Ed06 12	Bolt Flanged	1	
7	KA Ed06 08	Bolt Flanged	1	
8	JG 1138 26	Clamp for ABS	1	
9	DT 1318 39	Clamp Brake Hose	1	
	DT 1318 72	Clamp Brake Hose	1	Ref. Cir. IB-210
10	DE 1910 10	Copper Washer	1	
11	DK 1510 69	Benjo Bolt	4	
12	39 1958 04	Bolt Flanged	2	
	KA EA06 22	Bolt Flanged	2	Ref. Cir. IB-210
13	DT 1318 39	Clamp Brake Hose Front	1	
14	DT 1318 37	Bracket Hose Clamp ABS	1	
15	KA Da06 12	Flanged Bolt	2	
16	KA Ab08 20	Bolt M8	1	
17	DT 1318 49	Clamp Brake Hose	3	
	DT 1318 75	Clamp Brake Hose	3	Ref. Cir. IB-210
18	JD 4022 17	Tie Band	2	Ref. Cir. IB-210

Handle Bar Assly



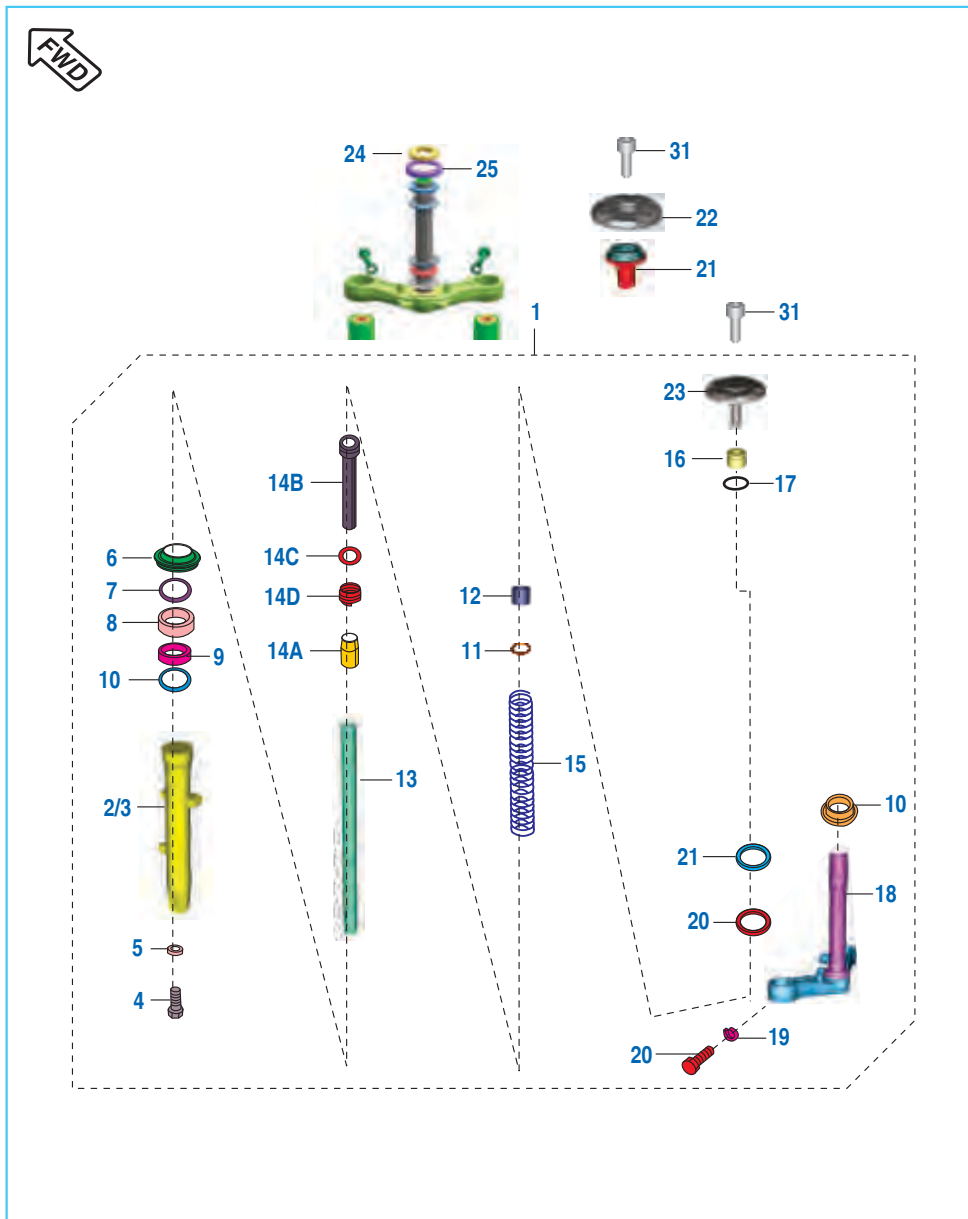
No.	Part No.	Description	Qty.	Remarks
1	DT 1510 10	Handle Bar Tube LH Assly.	1	
2	DT 1510 36	Holder Handle LH	1	
3	JL 1510 38	O Ring	4	
4	39 1180 11	Washer - Plain	2	
5	LA C000 20	Bolt Socket	2	
6	DT 1510 39	Plug Handle Holder	2	
7	DT 1510 37	Holder Handle RH	1	
8	DT 1510 12	Handlebar Tube Assly RH	1	
9	JL 1510 35	Handlebar Weight	2	
10	39 2427 04	Bol - Hexagon	2	
11	DT 1610 07	Lever & Holder Assly LH	1	
12	JG 1610 08	Lever Clutch	1	
13	JY 4014 04	Clutch Switch	1	
14	JL 1610 03	Handle Grip LH	1	
15	DT 1610 05	Grip Handle Assly RH	1	
16	JG 1510 22	Pipe -Throttle	1	
17	DT 2326 01	Lock Set 3 In 1	1	
	DT 2326 03	Lock Set 3 In 1	1	For Argentina
18	DT 4014 03	Switch Control LH	1	
19	DT 4014 04	Switch Control RH	1	
	DT 4014 07	Switch Control RH	1	For Argentina
20	DT 1210 30	Bracket Upper	1	
21	DG 1810 08	Bolt Socket	6	
22	39 1943 04	Bolt Flange	2	
23	DS 1910 52	Lever Boot LH	1	
24	JG 1610 10	Lever RH	1	

Front Fork



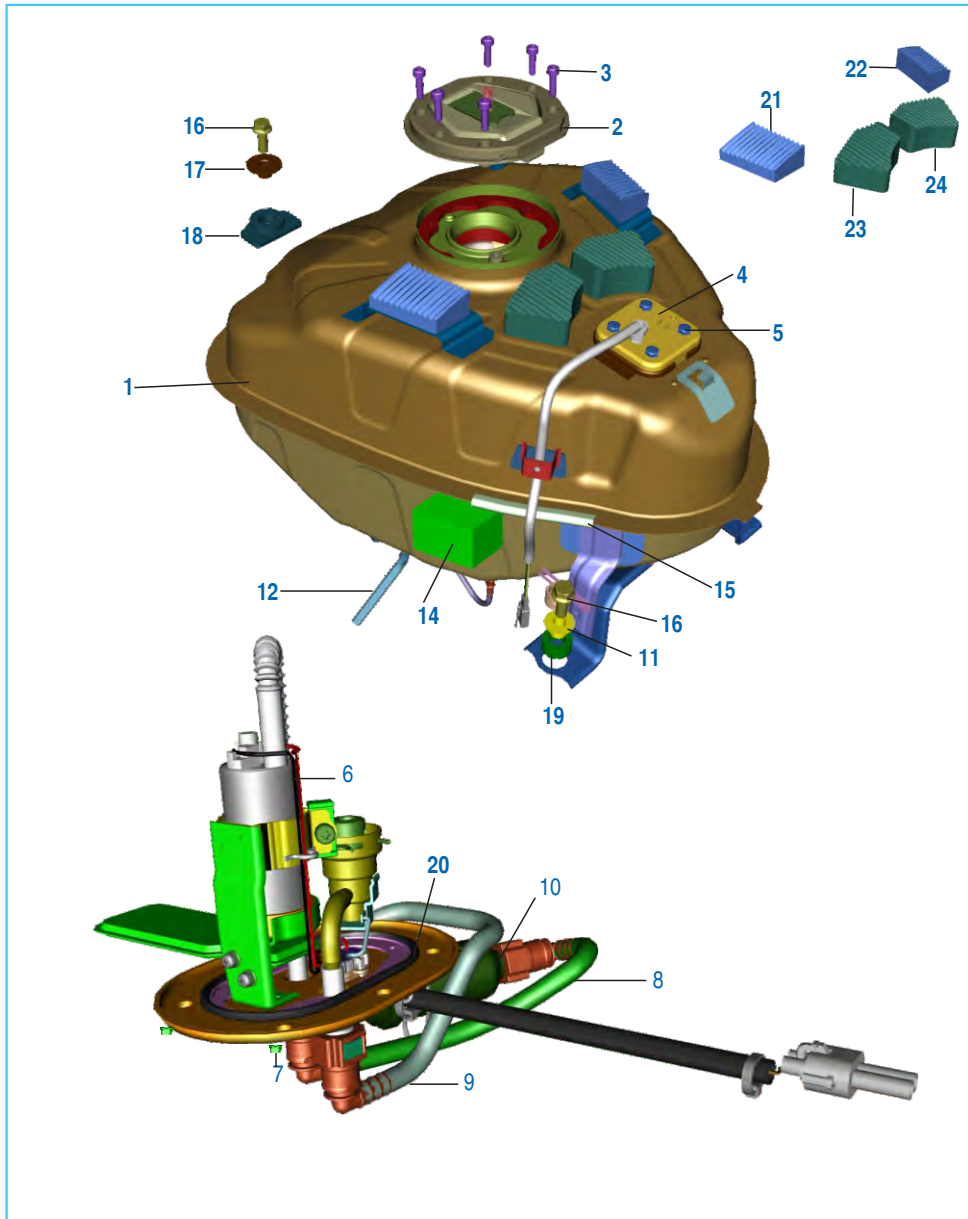
No.	Part No.	Description	Qty.	Remarks
1	DT 1210 38	Fork Assly - Front	1	
	DT 1210 49	Fork Assly - Front	1	Ref. Cir. IB-220
2	JL 1510 02	Tube Outer LH	1	
	DT 1210 52	Tube Outer LH	1	Ref. Cir. IB-220
3	DT 1210 40	Tube Outer RH	1	
	DT 1210 53	Tube Outer RH	1	Ref. Cir. IB-220
4	DK 1810 06	Socket Headed Bolt M10	2	
5	DK 1810 07	Copper Washer	2	
6	DK 1810 21	Inner Dust Seal	2	
7	DK 1810 18	Washer Seal	2	
8	DK 1810 19	Oil Seal	2	
9	DK 1810 17	Guide Bush	2	
10	DK 1810 20	Oil Seal Stopper	2	
11	DK 1810 15	Washer	2	
12	DT 1210 36	Spacer Tube	2	
13	DT 1510 40	Fork Pipe Inner	2	
14A	DK 1810 09	Cap Oil Lock	2	
14B	DK 1810 10	Seat Pipe	1	
14C	DK 1810 12	Piston Ring	2	
14D	DK 1810 13	Rebound Spring	2	
15	DT 1210 37	Spring Main Spring	2	
16	DT 1510 42	Fork Bolt	2	
17	DK 1810 23	'O' Ring	2	
18	DT 1210 35	Under Bracket Assly Complete	1	
19	DK 1810 25	Spring Washer	2	
20	DK 1810 28	Bolt	2	
21	DT 1210 31	Fork Top Bolt	1	

Front Fork



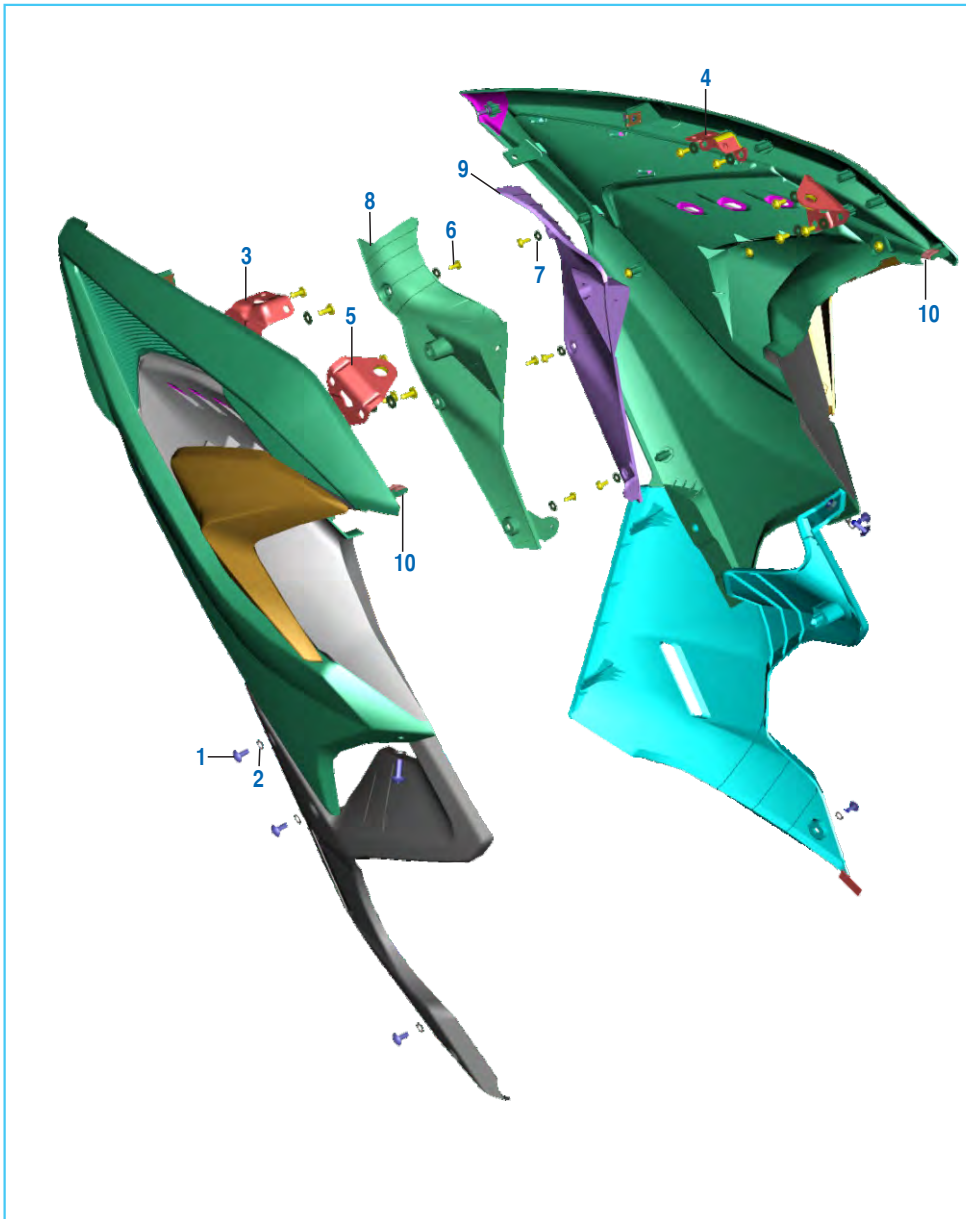
No.	Part No.	Description	Qty.	Remarks
22	DT 1210 32	Cap Steering Top Bolt	1	
23	DT 1510 43	Cap Fork Top Bolt	2	
24	DK 1810 75	Nut Steering	1	
25	PD 1510 06	Cup Steering	1	
26	LA C000 68	Bolt Socket	3	

Petrol Tank, Cap Tank and Gauge Fuel



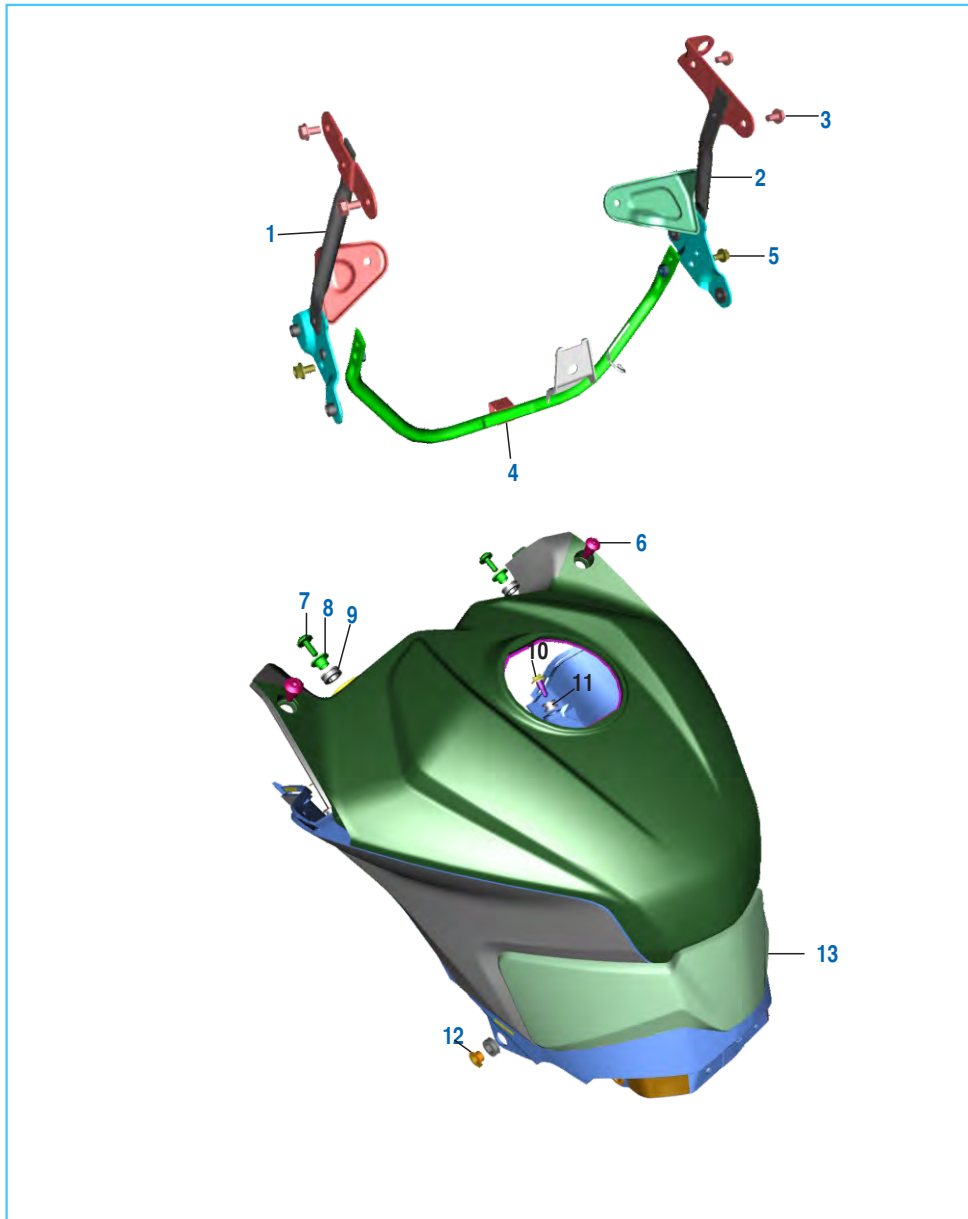
No.	Part No.	Description	Qty.	Remarks
1	DT 1710 01	Tank Assly	1	
2	JL 1716 00	Cap Tank	1	
3	KA Cd05 16	Screw Allen	6	
4	DT 4026 00	Fuel Level Sensor	1	
5	30 1410 32	Bolt	4	
6	DT 1718 23	Fuel Pump Module	1	
7	39 0798 15	Nut	6	
8	JL 1718 32	Tube Filter to RR QA	1	
9	JL 1718 30	Hose- Fuel Pump - I	2	
10	DT 1718 14	Fine fuel Filter	1	
11	JL 1710 19	Sleeve Tank Mtg Rear	2	
12	DT 1710 61	Drain Pipe	1	
13	DG 1410 28	Clamp	1	
14	DT 1710 55	Foam Fuel Tank	2	
15	JL 1710 38	Beading Tank LH	1	
16	39 1946 04	Bolt Tank Mtg	3	
17	DT 1710 75	Sleeve Tank Mtg Front	3	
18	DT 1710 78	Grommet Tank Mtg	1	
19	JL 1710 20	Grommet Tank Mtg Rear	2	
20	DT 1718 11	O Ring Fuel Pump	1	
21	DT 1710 22	Damper Tank Cvr Resting FR LH	1	
22	DT 1710 23	Damper Tank Cvr Resting FR RH	1	
23	DT 1710 24	Damper Tank Cvr Resting Center LH	1	
24	DT 1710 25	Damper Tank Cvr Resting Center RH	1	
25	DT 1710 26	Damper Tank Cvr Resting Rear	1	N.I

Fittings - Side Fairing



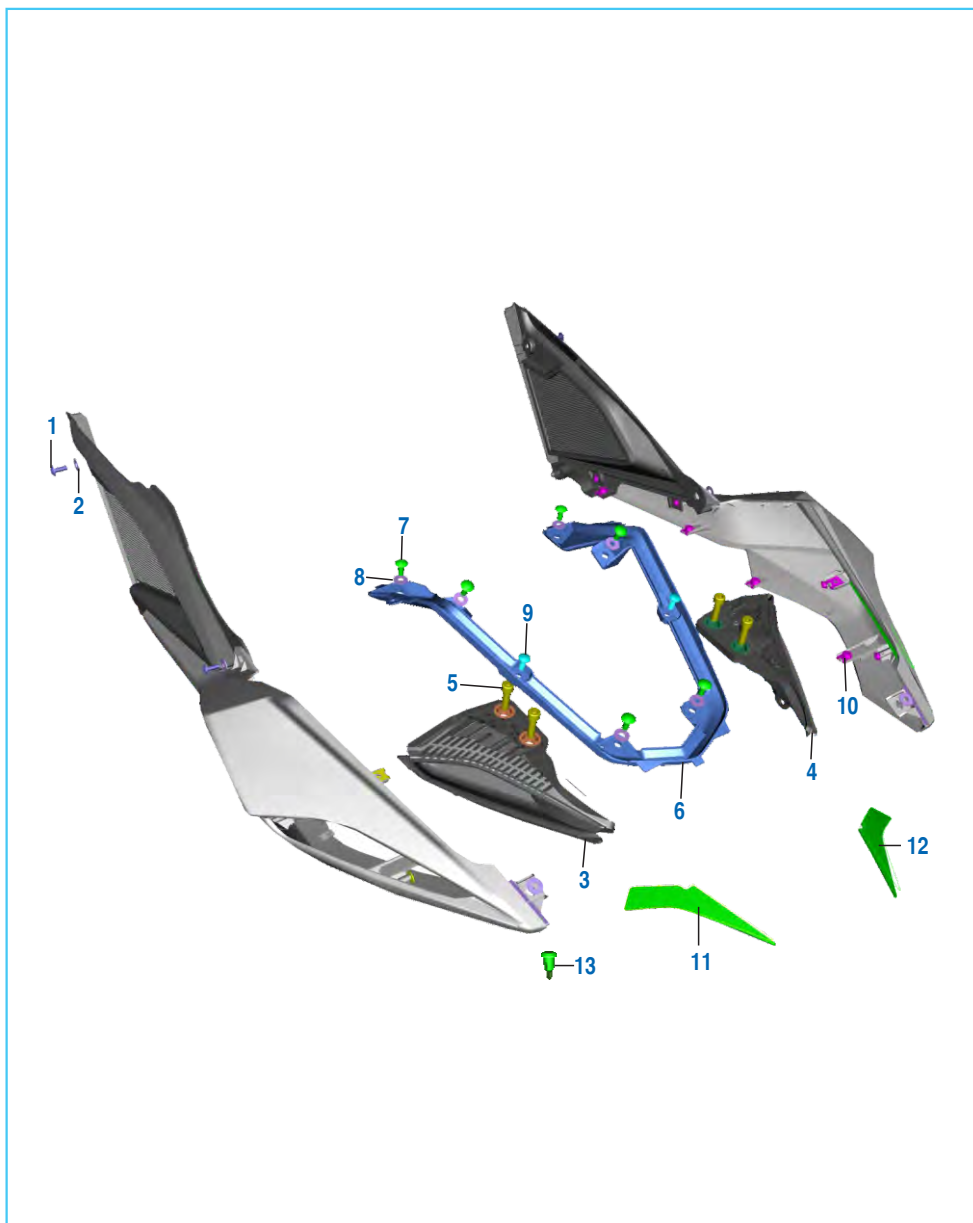
No.	Part No.	Description	Qty.	Remarks
1	KB UB06 12	Mushroom Round Head Screw	6	
2	KD BC06 13	Plain Washer	8	
3	DT 1812 91	Bracket Side Fairing Front LH	1	
4	DT 1812 92	Bracket Side Fairing Front RH	1	
5	DT 1812 93	Bracket Side Fairing Rear	2	
6	LB R000 02	Self Tapping Screw-	14	
7	LD A000 07	Washer Plain Small	14	
8	DT 1812 15	Side Fairing Enclosure LH	1	
9	DT 1812 28	Side Fairing Enclosure RH	1	
10	GL 1810 43	Clip snap	2	

Fittings - Side Fairing Bracket & Fuel Tank Cover



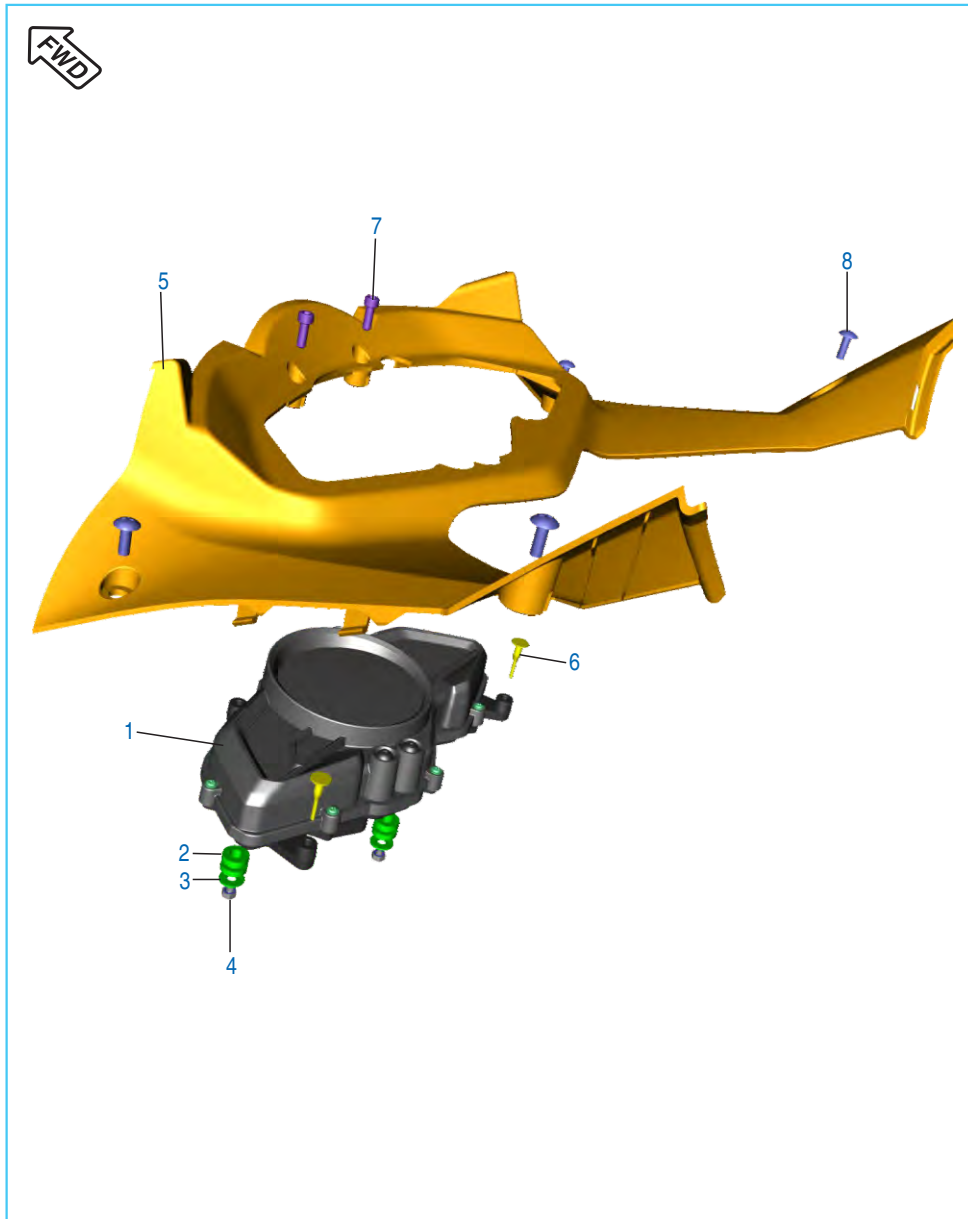
No.	Part No.	Description	Qty.	Remarks
1	DT 1812 44	Fairing Structure Middle LH	1	
2	DT 1812 46	Fairing Structure Middle RH	1	
3	LA D000 40	Bolt Flange	4	
4	DT 1812 75	Fairing Structure Middle	1	
5	KA DB06 10	Bolt Flange	2	
6	DT 1812 73	Step Bolt Tank cover Top	2	
7	LA C000 22	Bolt Socket- Special head	2	
8	DT 1710 80	Collar Tank cover Mtg	2	
9	DT 1710 53	Grommet Tank Side Cover	6	
10	LB U000 27	Screw Truss	2	
11	DT 1710 73	Grommet Tank Cover Assly	2	
12	DT 1812 74	Collar Side Cover	4	
13	DT 1710 30	Foam Tank Cover	1	

Fittings - Side Cover




No.	Part No.	Description	Qty.	Remarks
1	JW 1710 16	Screw Truss	4	
2	39 0239 11	Plain Washer	4	
3	DT 2314 04	Assly Grab Handle LH	1	
4	DT 2314 05	Assly Grab Handle RH	1	
5	LA C000 05	Bolt Socket	4	
6	DT 1812 07	Flange Seat Cover LH	1	
7	KB UB06 14	Screw Truss	6	
8	39 0239 11	Plain Washer	6	
9	39 1907 01	Mushroom Head Screw	2	
10	DJ 1612 29	Clip Nut	12	
11	DT 1812 63	Foam LH Seat Cowl	1	
12	DT 1812 64	Foam RH Seat Cowl	1	
13	DT 1810 28	Plug Push Pull Cowl Radiator	4	

Meter Assembly



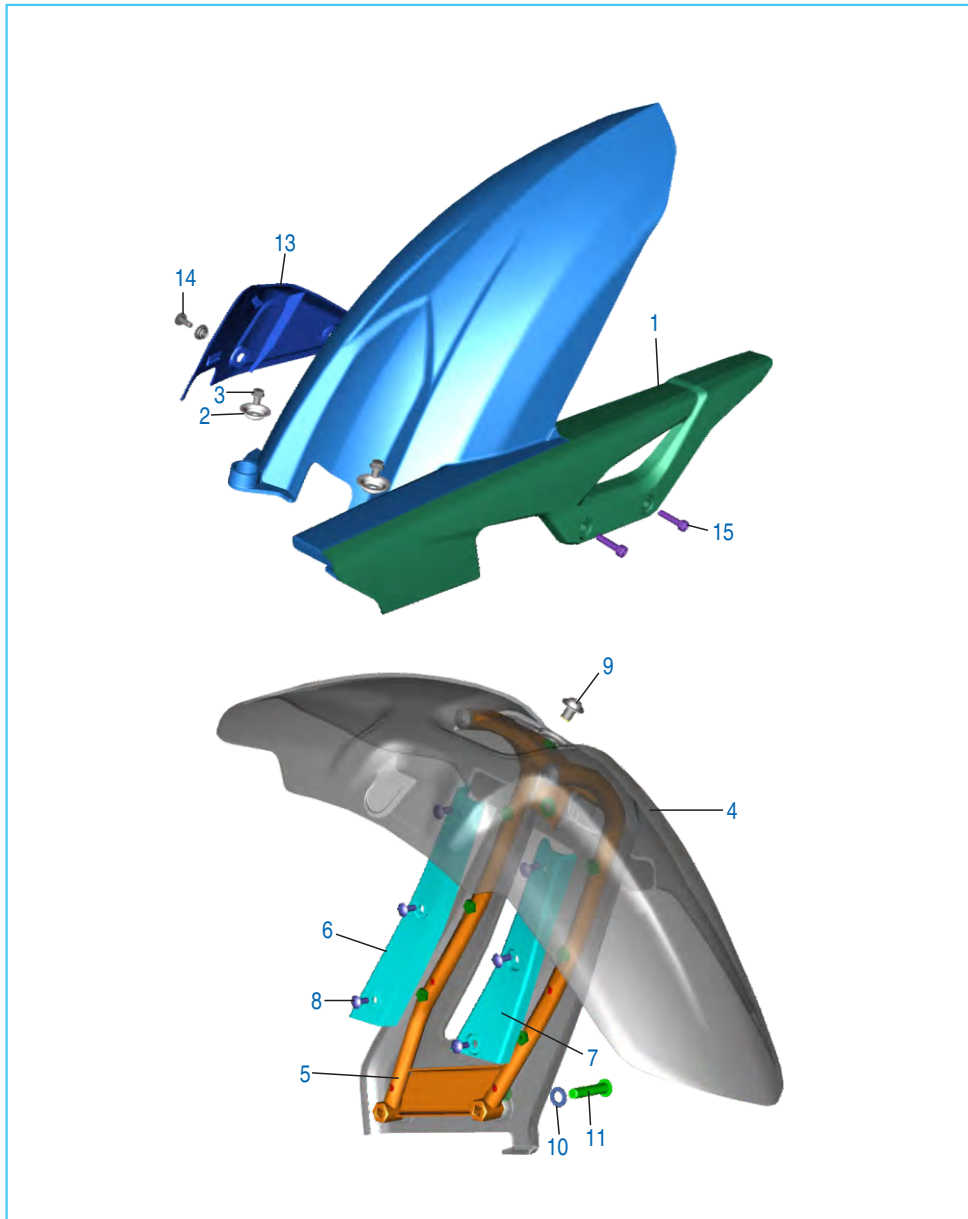
No.	Part No.	Description	Qty.	Remarks
1	DT 4024 08	Speedometer Assembly	1	
2	JG 1812 38	Grommet Dashboard	3	
3	LD B000 07	Washer Plain	3	
4	39 0291 15	Nut - Hex	3	
5	DT 1812 33	Speedo Flap	1	
6	DT 1812 55	Damper Speedo Flap	2	
7	KA Cd05 16	Bolt Socket	2	
8	DT 1810 10	Bolt Socket	4	
9	39 2141 24	Washer Non Metallic	4	N.I
10	YD T020 04	Speedometer Top Cover & 'O' Ring	1	N.I

Control Cables



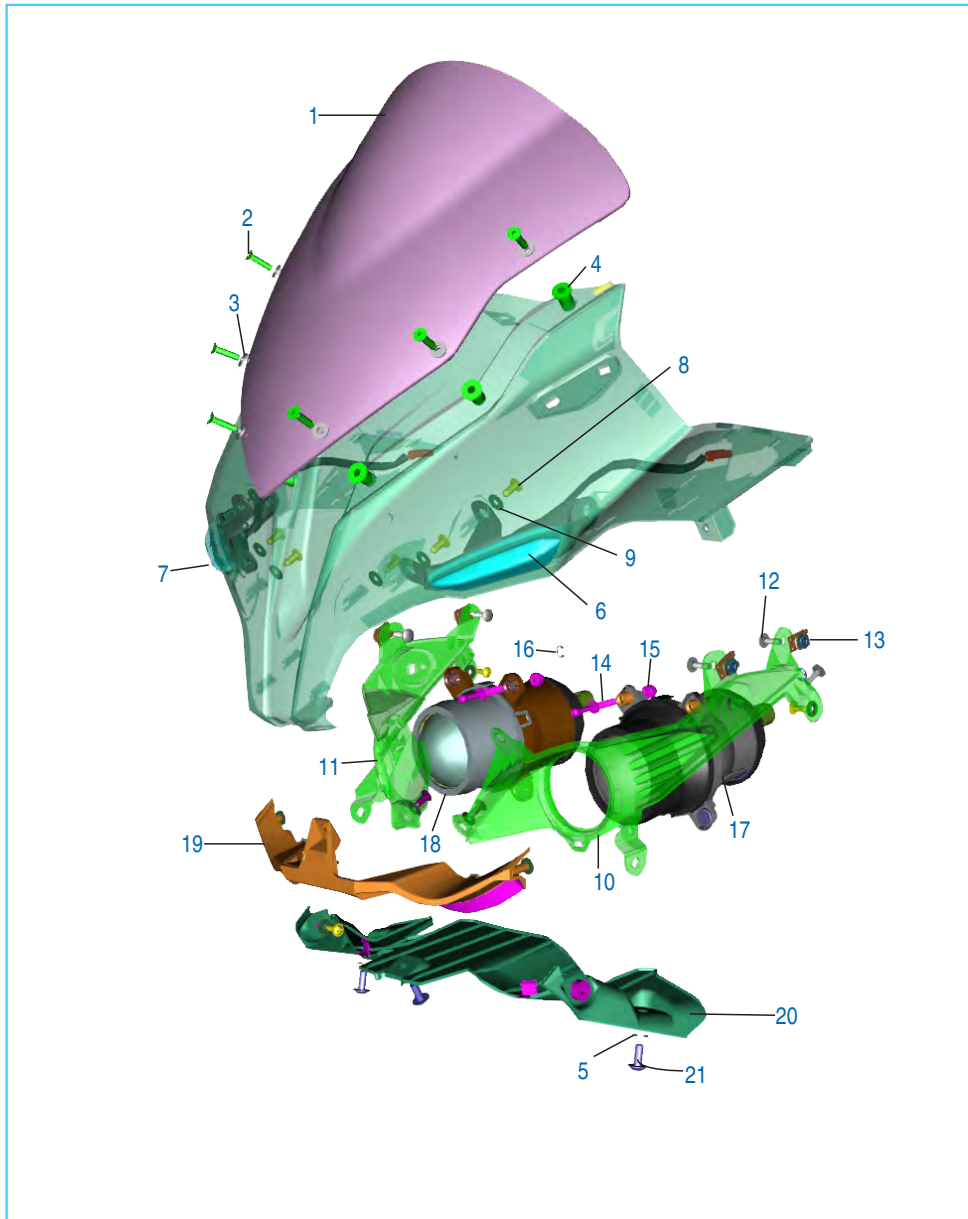
No.	Part No.	Description	Qty.	Remarks
1	DT 1612 04	Cable Throttle	1	
2	DT 1612 03	Cable Clutch	1	

Chain Case



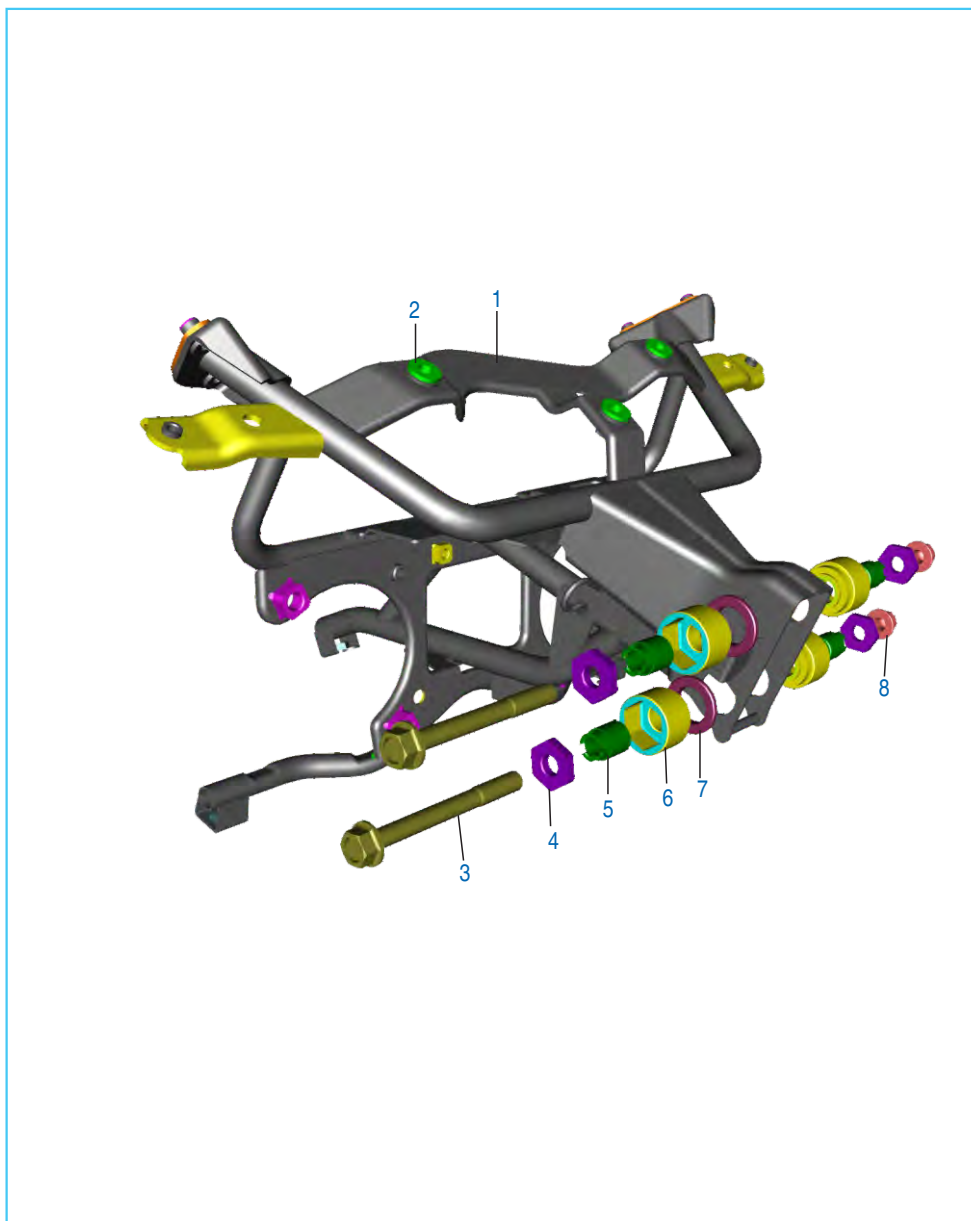
No.	Part No.	Description	Qty.	Remarks
1	JL 1812 05	Cover Assly Chain	1	
2	JG 1220 28	Extruded Washer	2	
3	39 1791 04	Bolt Flanged M6X8	2	
4	DT 1814 14	Asly Hugger Rear	1	
5	DT 1810 00	Tube Rear Hugger Mtg	1	
6	DT 1814 15	Cover 1- Hugger Rear	1	
7	JL 1814 08	Cover 2- Hugger Rear	1	
8	KB UF04 08	Screw	6	
9	LA C000 37	Bolt Soc-special Head	3	
10	39 0265 12	Spring Washer	2	
11	LA C000 36	Bolt Special Socket	2	
12	JL1814 10	Collar Hugger Rear	2	
13	JL 1812 53	Chain Cover RH Side	1	
14	LA C000 08	Bolt Socket Head	2	
15	KA CB06 22	Bolt Socket	2	

Head Lamp & Fairing



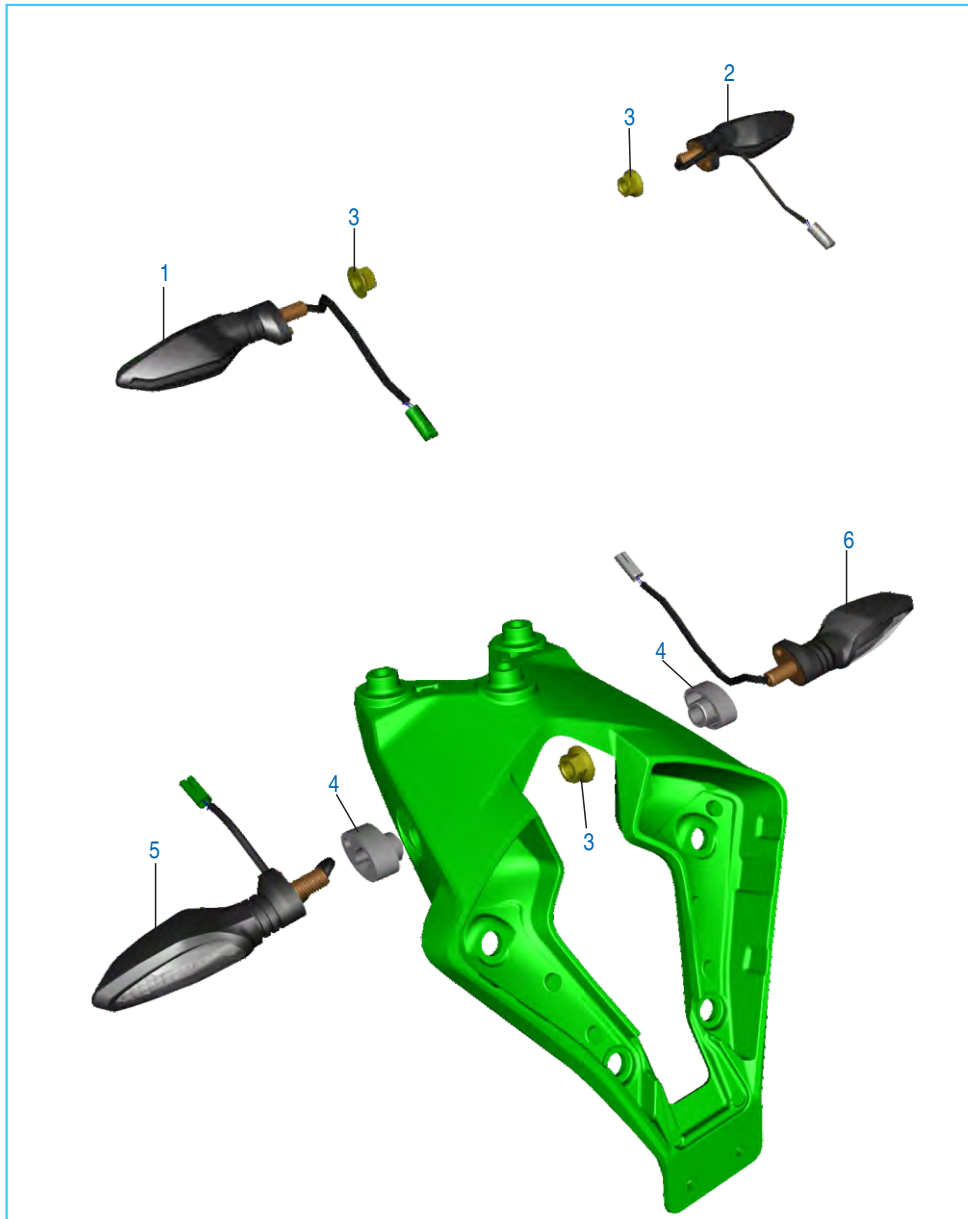
No.	Part No.	Description	Qty.	Remarks
1	DT 1812 32	Visor	1	
2	LB S000 02	Screw CSK Socket Head	6	
3	39 2141 24	Washer	6	
4	JG 1812 36	Well Nut	6	
5	LD A000 07	Washer Plain Small	3	
6	DT 4010 09	Front Position Lamp LH	1	
7	DT 4010 10	Front Position Lamp RH	1	
8	LB R000 02	Self Tapping screw	12	
9	LD A000 07	Washer Plain small	12	
10	DT 1812 67	Outer Mask LH	1	
11	DT 1812 68	Outer Mask RH	1	
12	39 1907 01	Mushroom Head Screw	6	
13	DJ 1612 29	Clip Nut	4	
14	DT 4010 17	Pivot Screw	2	
15	KC Ea06 05	Nut Domed Cap single Piece	2	
16	KE CB50 06	Circlip Type E	2	
17	DT 4010 08	Assly Low Beam Projector	1	
18	DT 4010 11	Assly High Beam Projector	1	
19	56 DT36 6B	Front Bezel Lower	1	
20	DT 1812 85	Cover Fairing Mtg Lower	1	
21	KB UC06 14	Screw Truss	3	
22	DT 4010 12	Bulb H1155w Sealed Coupler	1	N.I
23	DT 4010 24	Bulb H965W Bulb	1	N.I

Fairing Structure



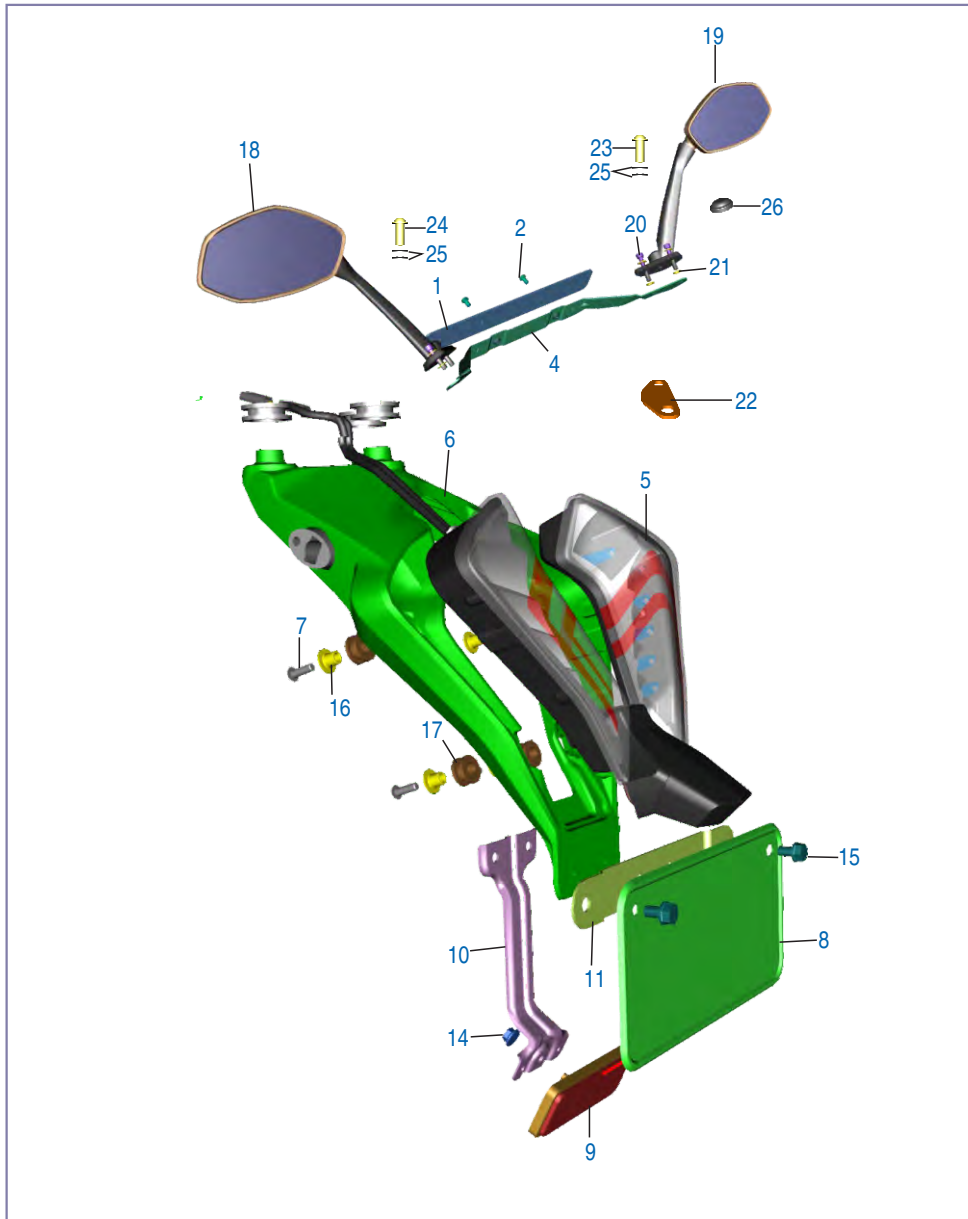
No.	Part No.	Description	Qty.	Remarks
1	DT 1812 42	Fairing Structure	1	
2	JG 1812 38	Grommet Dashboard	3	
3	LA D001 20	Bolt Flanged	2	
4	DT 1813 10	Hex Thrust Washer	4	
5	DT 1813 11	Spacer Fairing Structure	4	
6	39 2535 15	Nut Domed Cap	2	

Indicator Light Assembly



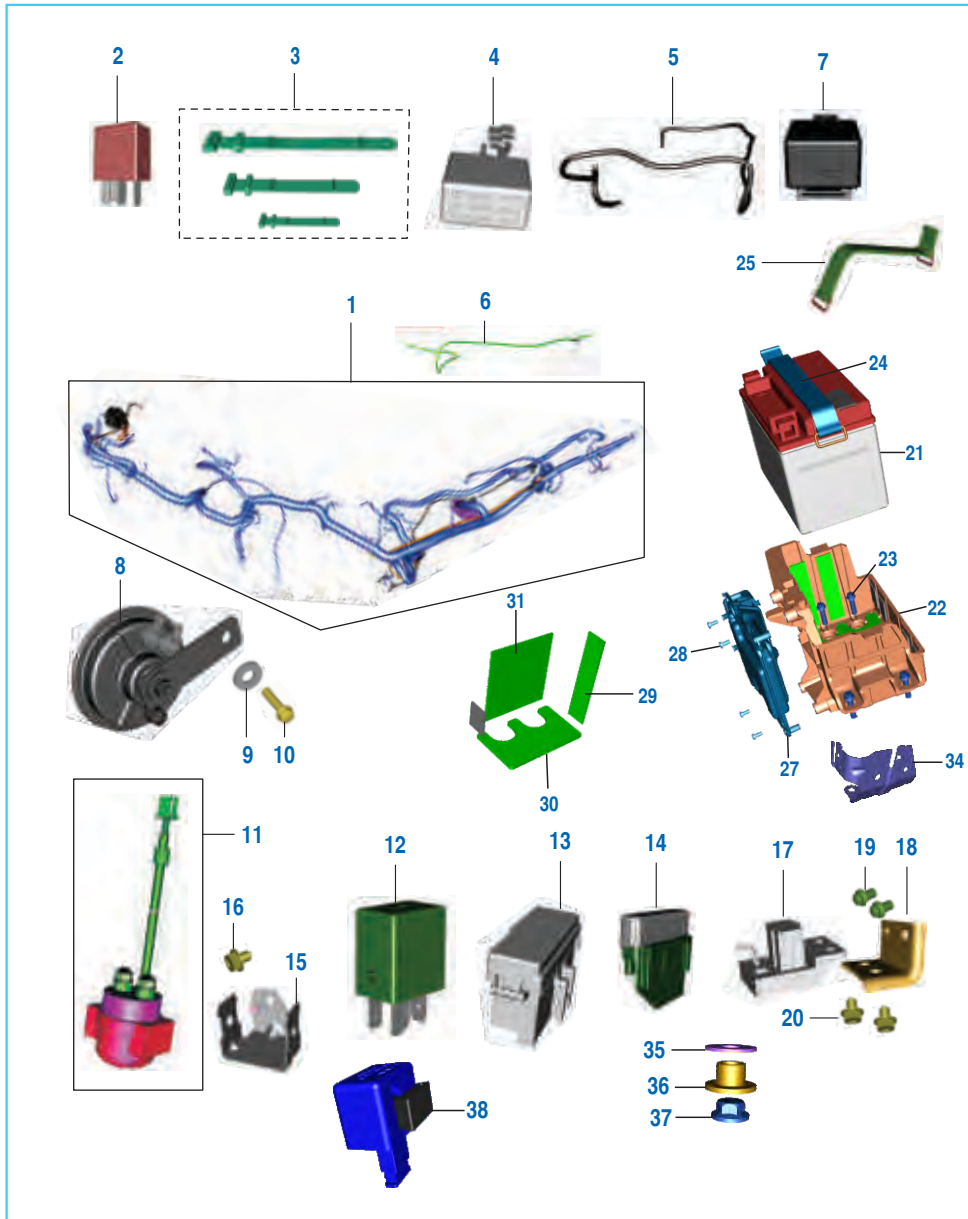
No.	Part No.	Description	Qty.	Remarks
1	DT 4010 02	Indicator Assy FR LH	1	
2	DT 4010 03	Indicator Assy FR RH	1	
3	DT 4010 04	Indicator Assy RR LH	1	
4	DT 4010 05	Indicator Assy RR RH	1	
5	39 1225 15	Nut - Hexagon With Flange : M10	4	
6	DT 1138 19	Spacer Blinker Mounting	4	

Tail Lamp Assly / Front Number Plate



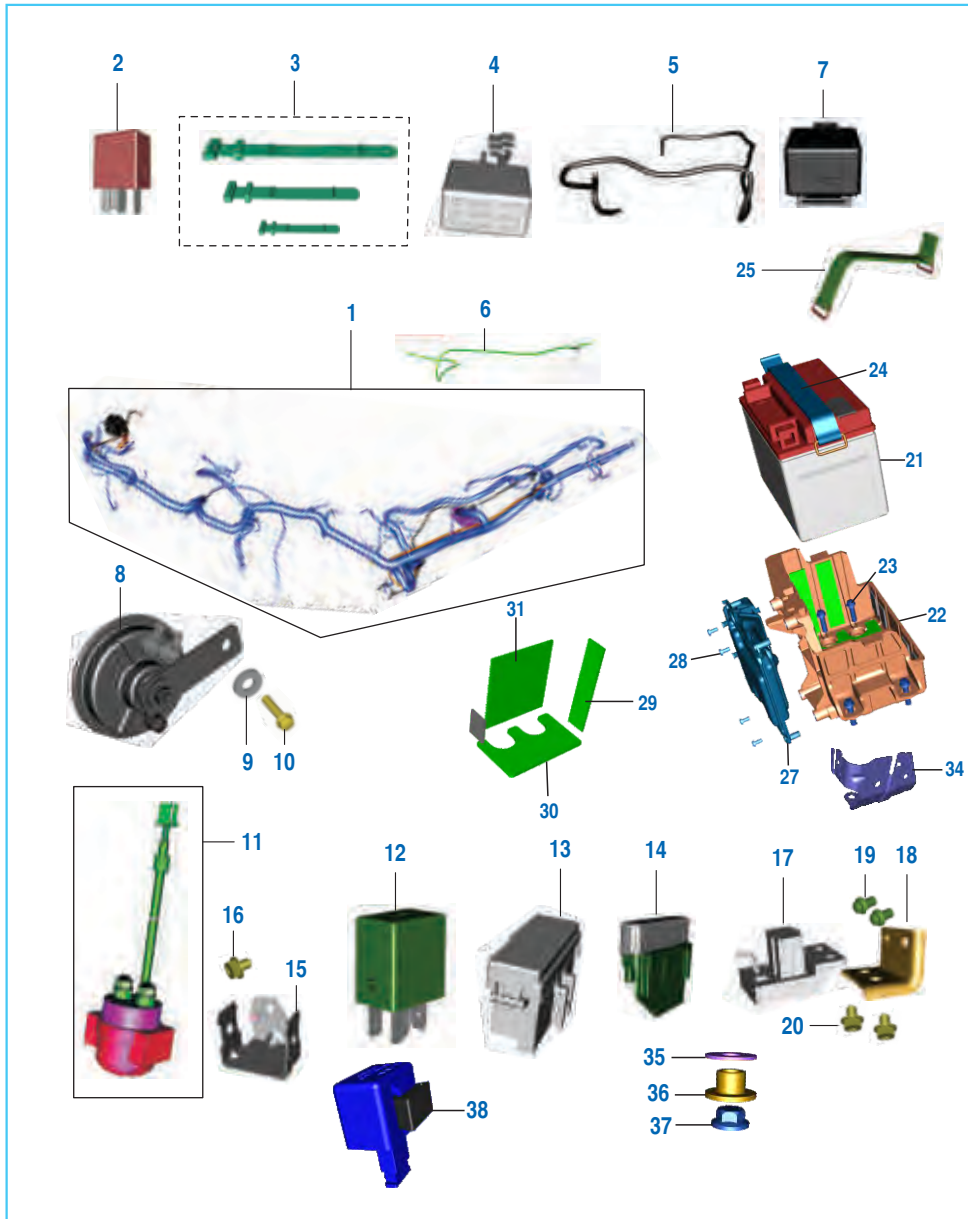
No.	Part No.	Description	Qty.	Remarks
1	JU 2328 00	Front Number Plate	1	
	JL 2328 06	Front Number Plate	1	For Iran
2	LB U000 09	Screw Mushroom Head	2	
3	39 2141 24	Washer Non Metallic	2	N.I
4	DT 1812 48	Number Plate Mtg Bkt	1	
5	DT 4010 01	Lamp Tail Assly	1	
6	DT 1138 07	Bkt Rear Blinker Mtg	1	
7	DT 1138 18	Screw	4	
8	DP 1611 45	Rear No. Plate	1	
9	DD 2010 02	Reflector - Reflex	1	
10	DT 1138 13	Bkt- Reflector Reflex Mtg	1	
11	JD 1138 00	Bkt Rear No.Plata Mtg	1	
	JL 2328 17	Bkt Rear No.Plata Mtg	1	For Argentina
12	39 2476 04	Hex Head With Flange	2	N.I
13	39 2124 15	Flange Nut	2	N.I
14	39 1972 15	Nut Hex with Flange	1	
15	39 2475 04	Bolt Hex Head With Flange	2	
16	DT 1138 24	Sleeve	4	
17	DT 1138 17	Grommet	4	
18	DT 2316 00	Mirror Assly LH	1	
19	DT 2316 01	Mirror Assly RH	1	
20	LA C000 22	Bolt Socket	4	
21	KD AC06 11	Washer Plain Small	8	
22	DT 1812 84	Pad Mirror Mtg	2	
23	DT 2316 08	Bolt Mirror Mtg RH	1	Ref. Cir. IB- 185
24	DT 2316 07	Bolt Mirror Mtg LH	1	Ref. Cir. IB- 185
25	DT 2316 06	Mirror Mtg Bolt Plug	2	Ref. Cir. IB- 185
26	LD H000 08	Conical Washer	4	Ref. Cir. IB- 185

Electrical Equipments



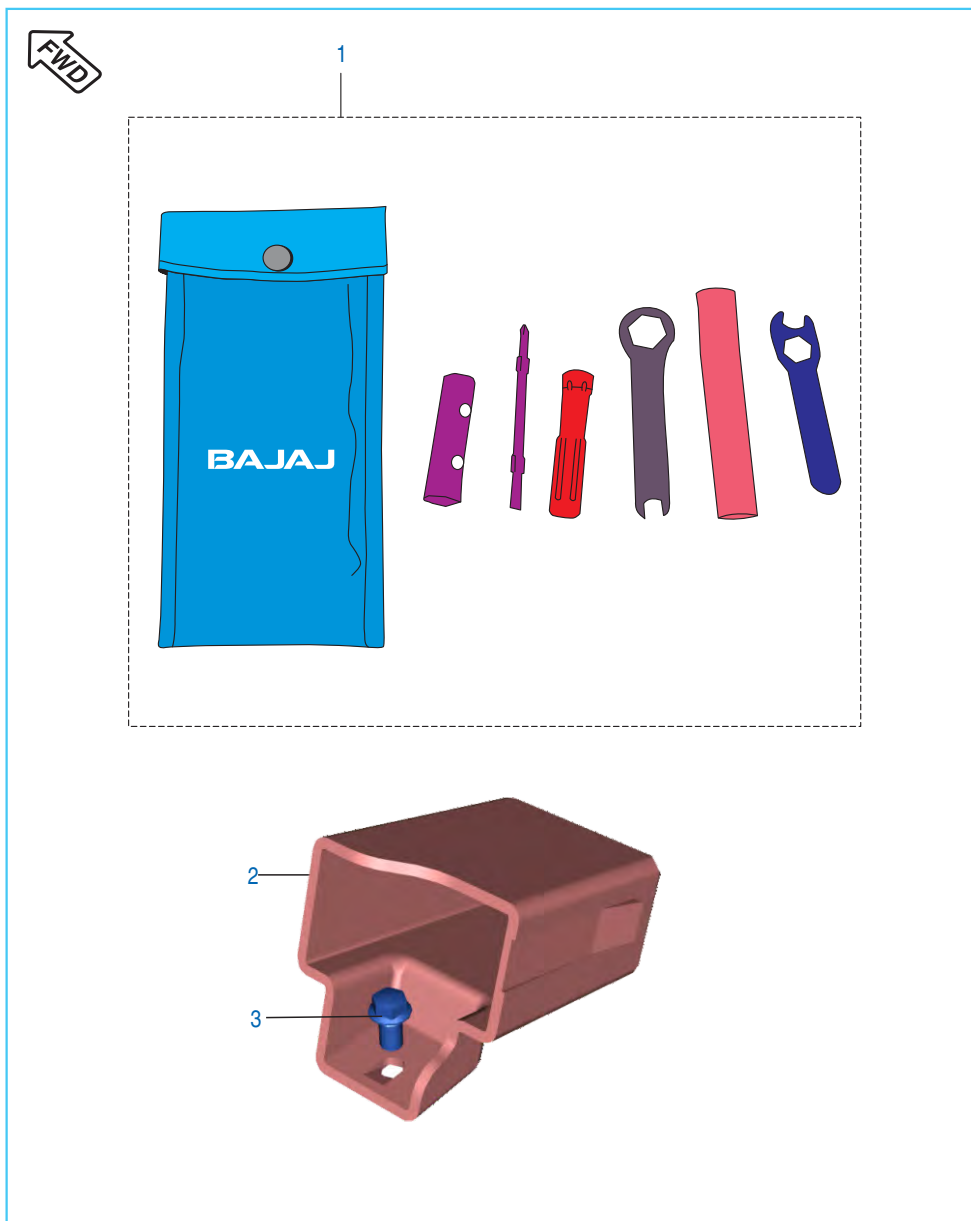
No.	Part No.	Description	Qty.	Remarks
1	DT 4022 20	Harness Wiring- ABS	1	
	DT 4022 33	Harness Wiring- ABS	1	Ref. Cir. IB-196
	DT 4022 36	Harness Wiring- ABS	1	For Argentina
2	JL 4030 00	Relay Inter lock	1	
3	36 DT00 04	Kit Band Wiring Harness	1	
4	DT 4020 05	Light Control Module	1	
5	DT 4022 18	Cable Assly Relay to Motor	1	
6	DT 4022 23	Cable Earth	1	
7	JL 4032 00	Termination Unit	1	
8	PA 4016 00	Horn LH	1	
9	39 1507 11	Washer- Plain	1	
10	KA Da08 14	Hex Head Bolt Flanged	1	
11	JN 3516 04	Starter Relay with Grommet	1	
12	JL 4030 01	Relay - Aux 1 diode	1	
13	DT 4022 04	Fuse Box	1	
13A	DT 4022 26	Fuse - 7.5A	5	
13B	JG 4022 29	Fuse 15A	5	
13C	JG 4022 30	Fuse 30A	2	
14	GL 4022 10	Fuse Box	1	
14A	JG 4022 34	Fuse 25A	2	
14B	60 1115 28	Fuse 10A	2	
15	DT 1138 01	Bracket Starter Relay Loose	1	
16	KA Da06 08	Bolt Flanged	1	
17	JG 4032 00	Roll Over Sensor	1	
18	DT 1138 00	Bracket Roll Over Sensor	1	
19	LA E000 17	Bolt Flanged	2	
20	KA Ea05 10	Bolt Flanged Small	2	
	KB UC05 20	Screw Truss	2	Ref. Cir. IB-175

Electrical Equipments



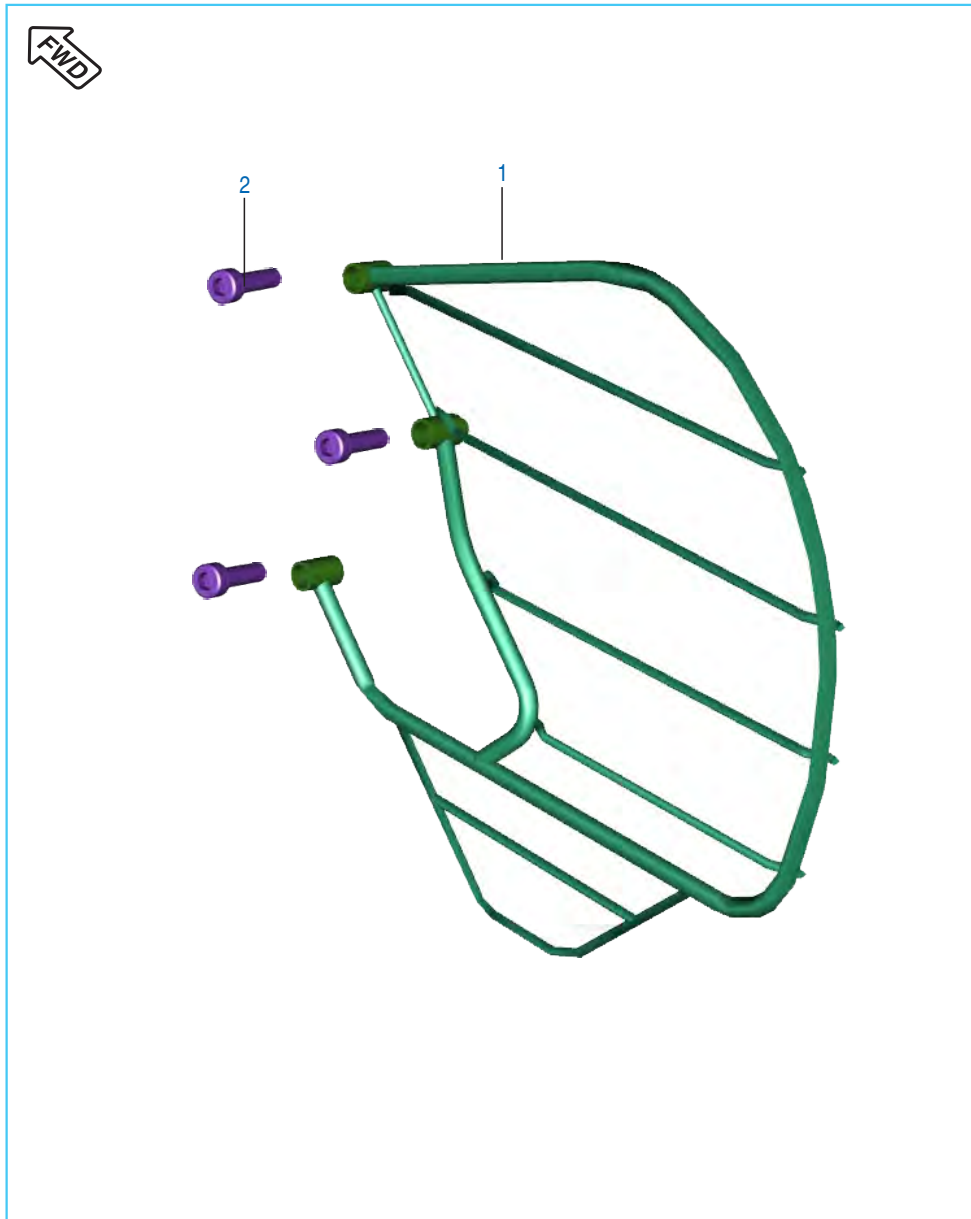
No.	Part No.	Description	Qty.	Remarks
21	36 JU00 15	12V 8Ah VRLA Battery	1	
22	DT 1810 21	Assly Battery Case	1	
23	KA EA06 22	Bolt	4	
24	JL 1138 25	Band Battery Case Vertical	1	
25	DT 1810 22	Band Battery Case	1	
26	DT 1138 49	Strap ECU Harness	1	N.I
27	DT 3514 04	EMS- ECU Assly	1	
28	KB BF04 08	Screw Pan Cross	4	
29	DT 1813 20	Foam Battery Case II	3	
30	DT 1813 18	Foam Battery Case	2	
31	DT 1813 19	Foam Battery Case I	1	
32	DT 1813 16	Sleeve Battery Case	4	N.I
33	DT 1813 17	Grommet Battery case	3	N.I
34	DT 1138 51	Bracket fuse box mtg loose	1	
35	DT 1138 06	Sleeve Sensor Roll Over	2	Ref. Cir. IB-175
36	39 0239 11	Plain Washer	2	Ref. Cir. IB-175
37	39 1972 15	Nut Flange	2	Ref. Cir. IB-175
38	DT 4020 08	LED Flasher	1	Ref. Cir. IB-196
39	DT 4022 34	Harness Pigtail - Magneto RR	1	Ref. Cir. IB-196

Tool Kit



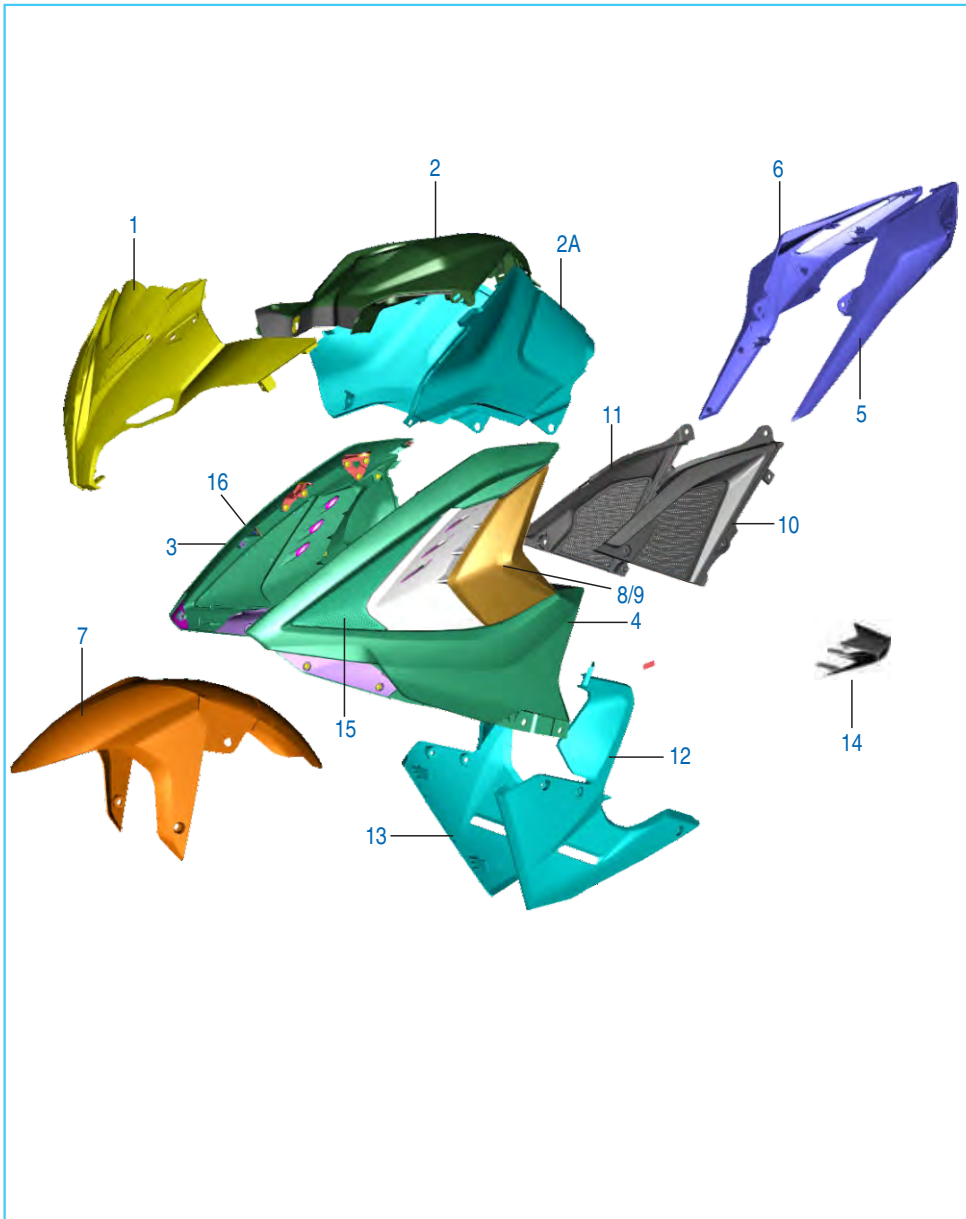
No.	Part No.	Description	Qty.	Remarks
1	JL 2310 04	Tool Kit	1	
2	DT 2310 00	Box Tool Kit	1	
3	KA EA06 10	Bolt Flange	1	

Accessories



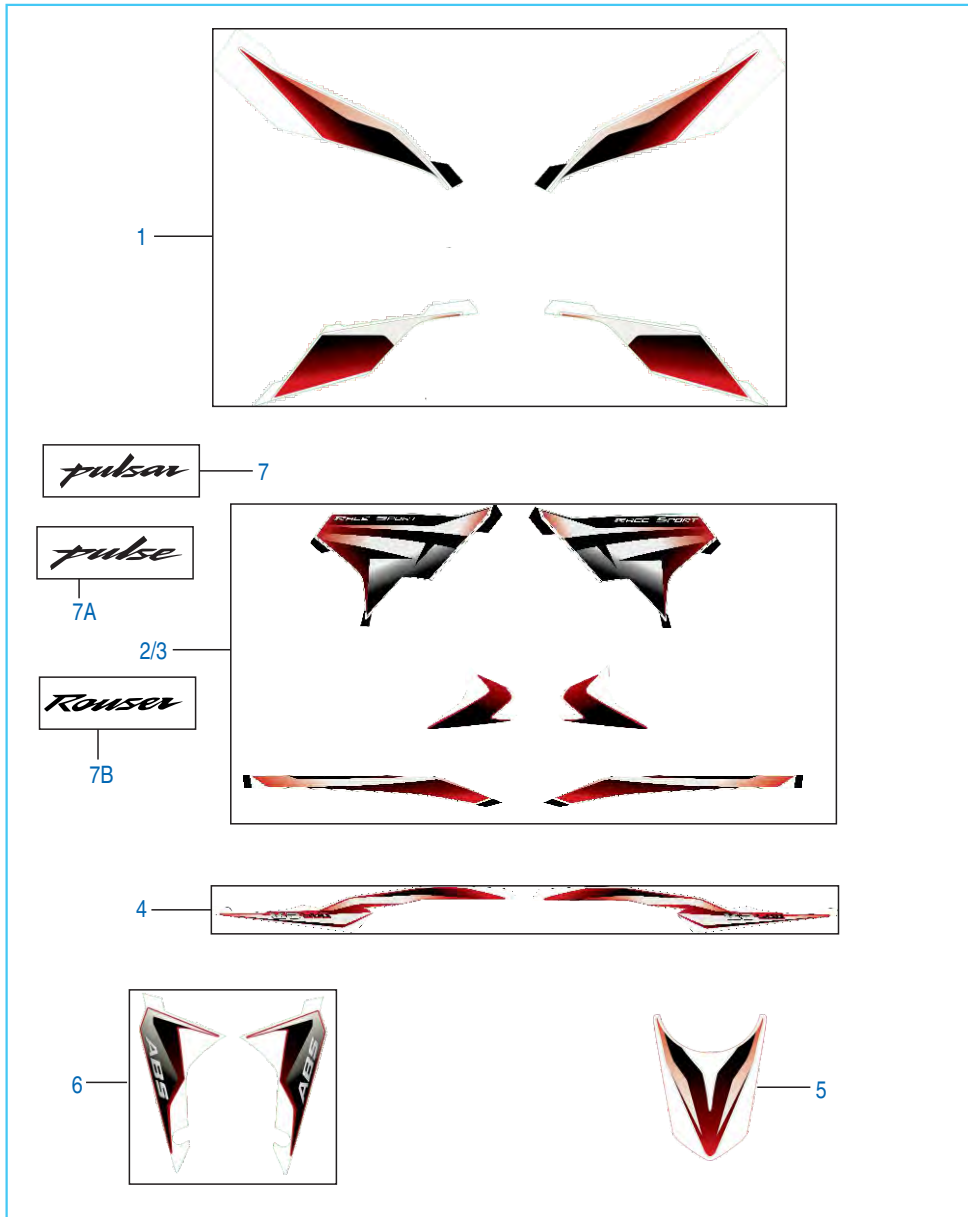
No.	Part No.	Description	Qty.	Remarks
1	JL 2312 02	Guard Saree	1	
2	KA CB06 22	Bolt Socket	3	

Painted Parts & Decals



No.	Part No.	Description	Qty.	Remarks
1	52 DT01 73	Front Fairing Passion Red With Dcl	1	
	52 DT01 74	Front Fairing Bright Yellow With Dcl	1	
	52 DT01 95	Front Fairing E Black With Dcl	1	
2	52 DT02 65	Tank Cover Top Passion Red	1	
	52 DT02 66	Tank Cover Top Bright Yellow	1	
	56 DT22 X3	Tank Cover Top E Black	1	
2A	DT 1710 42	Tank Side Assly	1	
3	52 DT02 74	Side Fairing RH Passion Red	1	
	52 DT02 75	Side Fairing RH Bright Yellow	1	
	52 DT02 76	Side Fairing RH E Black	1	
4	52 DT02 77	Side Fairing LH Passion Red	1	
	52 DT02 78	Side Fairing LH Bright Yellow	1	
	52 DT02 79	Side Fairing LH E Black	1	
5	52 DT02 80	Seat Cowl LH Passion Red	1	
	52 DT02 81	Seat Cowl LH Bright Yellow	1	
	52 DT02 82	Seat Cowl LH E Black	1	
6	52 DT02 83	Seat Cowl RH Passion Red	1	
	52 DT02 84	Seat Cowl RH Bright Yellow	1	
	52 DT02 85	Seat Cowl RH E Black	1	
7	52 DT02 68	Fender Front - Passion Red	1	
	52 DT02 69	Fender Front - Bright Yellow	1	
	52 DT02 70	Fender Front - E Black	1	
8	56 DT08 4X	Side Fairing Flap RH- E Black	1	
9	56 DT07 4X	Side Fairing Flap LH- E Black	1	
10	56 DT12 4X	Side Cover LH	1	
11	56 DT13 4X	Side Cover RH	1	
12	DT 1812 86	Lower Fairing LH	1	
13	DT 1813 24	Lower Fairing RH	1	
14	DT 1812 10	Seat Cow Central Top	1	
15	DT 1812 14	Side Fairing Mesh LH	1	
16	DT 1812 21	Side Fairing Mesh RH	1	

Painted Parts & Decals



No.	Part No.	Description	Qty.	Remarks
1	36 DT00 10	Kit Dcl- Fairing Bright Yellow	1	
	36 DT00 11	Kit Dcl- Fairing Passion Red	1	
	36 DT00 45	Kit Dcl- Fairing Ebony Black	1	
2	36 DT00 16	Kit Dcl- Spoiler LH Bright Yellow	1	
	36 DT00 17	Kit Dcl- Spoiler LH Passion Red	1	
	36 DT00 46	Kit Dcl- Spoiler LH Ebony Black	1	
3	36 DT00 19	Kit Dcl- Spoiler RH Bright Yellow	1	
	36 DT00 20	Kit Dcl- Spoiler RH Passion Red	1	
	36 DT00 47	Kit Dcl- Spoiler RH Ebony Black	1	
4	36 DT00 13	Kit Dcl- S Cowl Bright Yellow	1	
	36 DT00 14	Kit Dcl- S Cowl Passion Red	1	
	36 DT00 48	Kit Dcl- S Cowl Ebony Black	1	
5	DT 2330 93	Dcl Tank Top Center	1	For Yellow Color
	DT 2330 82	Dcl Tank Top Center	1	For Red Color
6	36 DT00 28	Dcl Fender ABS Passion Red	1	
	36 DT00 29	Dcl Fender ABS Bright Yellow	1	
	36 DT00 49	Dcl Fender ABS Ebony Black	1	
	DT 2331 12	Dcl Front Fender ABS	2	
7	DT 2330 79	3D Dcl Pulsar	1	For Yellow Color
	DT 2330 97	3D Tank Decal	1	w.e.f. May'16
	DT 2330 43	3D Dcl Pulsar	1	For Red Color
7A	DT 2331 13	3D Dcl Pulse (For Red & Black)	1	For Iran
	DT 2331 23	3D Dcl Pulse (For Yellow)	1	For Iran
7B	DT 2330 95	3D Dcl Rouser (For Yellow)	1	For Argentina
	DT 2330 96	3D Dcl Rouser (For Red & Black)	1	For Argentina

Exclusive Part List - Iran

Page no.	Fig. no.	Part No	Description	Model
40	1	DT591238	ASSEMBLY MUFFLER	
46	9	DT232605	LOCK REAR SEAT	
102	1	JL232806	FRONT NUMBER PLATE	
104	1	DT402233	HARNES WIRING- ABS	
106	38	DT402008	LED FLASHER	
106	39	DT402234	HARNES PIGTAIL - MAGNETO RR	
114	7A	DT233113	3D DCL PULSE (FOR RED & BLACK)	
114	7A	DT233123	3D DCL PULSE (FOR YELLOW)	

Exclusive Part List - Argentina

Page no.	Fig. no.	Part No	Description	Model
40	1	DT591238	ASSEMBLY MUFFLER	
6	17	DT232603	LOCK SET 3 IN 1	
76	19	DT401407	SWITCH CONTROL RH	
104	1	DT402236	HARNES WIRING- ABS	
114	7B	DT233095	3D DCL ROUSER (FOR YELLOW)	
114	7B	DT233096	3D DCL ROUSER (FOR RED & BLACK)	
102	11	JL232817	BKT REAR NO. PLAT MTG	

Kit List

Sr No	Kit Part No.	Kit Description	Consisting of Following Parts		
			Part No.	Description	Qty/Kit
1.	36DT0032	KIT ASSly CYL HEAD	JL511045	HEAD CYLINDER COMP	1
			JG511046	STUD (M8*1.25)	2
2	36DT0033	KIT GEAR PRIMARY DRIVE & DRIVEN	JG551216	GEAR PRIMARY DRIVE 22T	1
			DT551407	HOUSING CLUTCH ASSY COMP	1
3	36DT0005	KIT CHAIN GUIDE	JF531008	GUIDE CHAIN (SLACK SIDE)	1
			JL531005	CHAIN GUIDE TIGHT SILENT	1
4	36DT0007	KIT CHAIN SPROCKET	DV101048	SPROCKET OUTPUT (14T)	1
			DT141004	SPROCKET 41T	1
			DT141005	CHAIN 110 LINK	1
5	36DT0008	KIT ENGINE GASKET	JG541041	GASKET CRANKCASE	1
			JL541207	GASKET CLUTCH COVER	1
			JL541208	GASKET MAGNETO COVER	1
			JL521002	GASKET CYLINDER BLOCK	1
			JL511022	GASKET CYLINDER HEAD	1
			CS101128	GASKET	1
			JL511042	GASKET HEAD COVER	1
			JG591070	GASKET EXHAUST	1
6	36JL0011	KIT VALVE REPAIR	JF511215	SEAT VALVE SPRING	4
			39201719	SEAL VALVE STEM	4
			JF511214	RETAINER VALVE SPRING	4
			JF511217	VALVE SPRING	4
			DG101029	COTTER VALVE	8
7	36JL0007	KIT BLOCK PISTON	JL521004	CYLINDER BLOCK WITH NIPPLE	1
			JL521200	PISTON ASSLY COMPL	1
8	36JU0001	KIT PISTON RING SET	JU521206	RING PISTON TOP	1
			JU521207	RING PISTON SECOND	1
			JU521208	RING PISTON OIL	1
9	36JL0004	KIT ASSLY C'CASE RH 200	JL541016	CRANKCASE RH	1
			39256220	BEARING - NEEDLE ROLLER	1
			JG541061	PIPE BREATHER	1
			BA102003	PLUG - OIL HOLE	3
10	36JL0003	KIT ASSLY C'CASE LH 200	JL541019	CRANKCASE LH	1
			JC101077	PLUG TAPER	2
			JG541021	OIL NOZZLE	1
			JG541015	NEEDLE BEARING HK 1514 RS	1
			39256220	BEARING - NEEDLE ROLLER	1
			JG541020	JET OIL CRANKCASE RH	1

Kit List

Sr No	Kit Part No.	Kit Description	Consisting of Following Parts		
			Part No.	Description	Qty/Kit
11	36JG0004	SHAFT OIL PUMP ASSEMBLY	JG571022	ROTOR OIL PUMP WITH SHAFT	1
			28121008	OUTER ROTOR	1
12	36DT0028	DCL FENDER ABS-P RED	DT233089	FRONT FENDER DECAL ABS LH	1
			DT233090	FRONT FENDER DECAL ABS RH	1
13	36DT0029	DCL FENDER ABS-BR YELLOW	DT233091	FRONT FENDER DECAL ABS LH	1
			DT233092	FRONT FENDER DECAL ABS RH	1
14	36DT0030	DCL FENDER -P RED	DT233085	FRONT FENDER DECAL LH	1
			DT233086	FRONT FENDER DECAL RH	1
15	36DT0031	DCL FENDER - BR YELLOW	DT233087	FRONT FENDER DECAL LH	1
			DI233088	FRONT FENDER DECAL RH	1
16	36DT0011	KIT DCL FAIRING-PA RED	DT233015	DECAL FAIRING UPPER LH	1
			DT233016	DECAL FAIRING UPPER RH	1
			DT233017	DECAL FAIRING LOWER LH	1
			DT233018	DECAL FAIRING LOWER RH	1
17	36DT0017	KIT DCL SPOILER LH-PA RED	DT233021	DECAL TANK SPOILER UPPER LH	1
			DT233023	DECAL TANK SPOILER LOW 1 LH	1
			DT233025	DECAL TANK SPOILER LOW 2 LH	1
18	36DT0020	KIT DCL SPOILER RH-PA RED	DT233022	DECAL TANK SPOILER UPP RH	1
			DT233024	DECAL TANK SPOILER LOW RH	1
			DT233026	DECAL TANK SPOILER LOW RH	1
20	36DT0014	KIT DCL S COWL-PA RED	DT233027	DECAL SEAT COWL LH	1
			DT233028	DECAL SEAT COWL RH	1
21	36DT0010	KIT DCL FAIRING -BR YELLOW	DT233029	DECAL FAIRING UPPER LH	1
			DT233030	DECAL FAIRING UPPER RH	1
			DT233031	DECAL FAIRING LOWER LH	1
			DT233032	DECAL FAIRING LOWER RH	1
23	36DT0016	KIT DCL SPOILER LH-BR YELLOW	DT233035	DECAL TANK SPOILER UPP LH	1
			DT233037	DECAL TANK SPOILER LOW LH	1
			DT233039	DECAL TANK SPOILER LOW LH	1
24	36DT0019	KIT DCL SPOILER RH -BR YELLOW	DT233036	DECAL TANK SPOILER UPP RH	1
			DT233038	DECAL TANK SPOILER LOW RH	1
			DT233040	DECAL TANK SPOILER LOW RH	1
25	36DT0013	KIT DCL S COWL-BR YELLOW	DT233041	DECAL SEAT COWL LH	1
			DT233042	DECAL SEAT COWL RH	1
26	36DT0016	KIT DCL SPOILER LH-BR YELLOW	DT233035	DECAL TANK SPOILER UPP LH	1
			DT233037	DECAL TANK SPOILER LOW LH	1
			DT233039	DECAL TANK SPOILER LOW LH	1

Kit List

Sr No	Kit Part No.	Kit Description	Consisting of Following Parts		
			Part No.	Description	Qty/Kit
27	36DT0019	KIT DCL SPOILER RH -BR YELLOW	DT233036	DECAL TANK SPOILER UPP RH	1
			DT233038	DECAL TANK SPOILER LOW RH	1
			DT233040	DECAL TANK SPOILER LOW RH	1
28	36DT0013	KIT DCL S COWL- BR YELLOW	DT233041	DECAL SEAT COWL LH	1
			DT233042	DECAL SEAT COWL RH	1
29	36DT0006	KIT TANK DAMPERS	DT171022	DAMPER TANK COVER RES LH	1
			DT171023	DAMPER TANK COVER FR RH	1
			DT171024	DAMPER TNK COVR CENTL LH	1
			DT171025	DAMPER TNK COVR CENTL RH	1
			DT171026	DAMPER TANK COVER REAR	1
30	36DT0001	HARDWARE FAIRING +R COWL	DT181273	STEP BOLT	2
			JW171016	SCREW	2
			KDBC0613	PLAIN WASHER	2
			KBUB0614	MUSHROOM HEAD SCREW	6
			KDBC0613	PLAIN WASHER	6
			DT181010	BOLT	4
			39214124	NON METALLIC WASHER	4
			KACB0516	SOCKET HEAD SCREW	2
			KBUB0614	MUSHROOM HEAD SCREW	3
			KDBC0613	PLAIN WASHER	3
31	36DT0002	HARDWARE S COWL+SIDE	JW171016	MUSHROOM HEAD SCREW	2
			KDBC0613	PLAIN WASHER	2
			KBUB0614	MUSHROOM HEAD SCREW	4
			39023911	PLAIN WASHER	4
			LBU00023	SCREW	10
			39214124	NON METALLIC WASHER	10
			LBU00023	SCREW	2
			39214124	NON METALLIC WASHER	2
			KBUB0614	MUSHROOM HEAD SCREW	6
			KDBC0613	PLAIN WASHER	6
32	36DT0003	HARDWARE P TANK COVER	39204401	MUSHROOM HEAD SCREW	2
			31161078	NON METALLIC WASHER	4
			LAC00033	BOLT	2
33	36DT0004	TIE BAND-W HARNESS	LBU00024	SCREW	6
			JD402212	BAND 200 MM	8
			JD402217	BAND 150 MM	2
			PA402204	BAND 110 MM	2

Kit List

Sr No	Kit Part No.	Kit Description	Consisting of Following Parts		
			Part No.	Description	Qty/Kit

Amendment Sheet

Page no.	Fig. no.	Old part no.	New part no.	Description	Updation date	Remarks
104	20	KADA0510	KBUC0520	SCREW TRUSS	22.08.15	REF. CIR. IB-175
104	35	-----	DT113806	SLEEVE	22.08.15	REF. CIR. IB-175
104	36	-----	39023911	WASHER	22.08.15	REF. CIR. IB-175
104	37	-----	39197215	NUT FLANGE	22.08.15	REF. CIR. IB-175
52	3	JL122014	JL122013	SWING ARM	13.10.12	CHILD PART TO BE SERVICED
62	23	—	DT231608	BOLT MIRROR MTG RH	31.10.15	REF. CIR. IB-185
62	24	—	DT231507	BOLT MIRROR MTG LH	31.10.15	REF. CIR. IB-185
62	25	---	DT231606	MIRROR MTG BOLT PLUG	31.10.15	REF. CIR. IB-185
62	26	—	LDH00008	CONICAL WASHER	31.10.15	REF. CIR. IB-185
40	6	DT591239	DT591238	MUFFLER ASSLY	20.11.15	ALT UPDATION
110	15	-----	DT181214	SIDE FAIRING MESH LH	20.11.15	ADDITION
110	16	-----	DT181221	SIDE FAIRING MESH RH	20.11.15	ADDITION
98	6	DT181312	-----	COLLAR FAIRING STRUCT	07.12.15	DELETION
98	7	DT181313	-----	GUIDE BUSH FAIRING STR	07.12.15	DELETION
38	2	DT581063	-----	ASSLY TOP COVER	07.12.15	DELETION
38	6	DT581061	-----	AIT FILTER BOTTOM	07.12.15	DELETION
112	2	56DT224R	52DT0265	TANK CVR TOP PASSION RED	22.02.16	REF. CIR. IB-209
112	2	56DT226T	52DT0266	TANK CVR TOP BRIGHT YELLOW	22.02.16	REF. CIR. IB-209
112	3	56DT354R	52DT0274	SIDE FAIRING RH P RED	22.02.16	REF. CIR. IB-209
112	3	56DT586T	52DT0275	SIDE FAIRING RH B YELLOW	22.02.16	REF. CIR. IB-209
112	3	52DT0198	52DT0276	SIDE FAIRING RH E BLACK	22.02.16	REF. CIR. IB-209
112	4	56DT344R	52DT0277	SIDE FAIRING LH P RED	22.02.16	REF. CIR. IB-209
112	4	56DT576T	52DT0278	SIDE FAIRING LH B YELLOW	22.02.16	REF. CIR. IB-209
112	4	52DT0199	52DT0279	SIDE FAIRING LH E BLACK	22.02.16	REF. CIR. IB-209
112	5	56DT114R	52DT0280	SEAT COWL LH P RED	22.02.16	REF. CIR. IB-209
112	5	56DT116T	52DT0281	SEAT COWL LH B YELLOW	22.02.16	REF. CIR. IB-209
112	5	52DT0200	52DT0282	SEAT COWL LH E BLACK	22.02.16	REF. CIR. IB-209
112	6	56DT104R	52DT0283	SEAT COWL RH P RED	22.02.16	REF. CIR. IB-209
112	6	56DT106T	52DT0284	SEAT COWL RH BYELLOW	22.02.16	REF. CIR. IB-209
112	6	52DT0201	52DT0285	SEAT COWL RH E BLACK	22.02.16	REF. CIR. IB-209
112	7	56DT054R	52DT0268	FENDER FR - PASSION RED	22.02.16	REF. CIR. IB-209
112	7	56DT056T	52DT0269	FENDER FR - B YELLOW	22.02.16	REF. CIR. IB-209
112	7	52DT0196	52DT0270	FENDER FR- E BLACK	22.02.16	REF. CIR. IB-209
56	2	39195804	KAEA0622	BOLT FLANGE	10.03.16	REF. CIR. IB-210
56	12	DT131849	DT131875	CLAMP	10.03.16	REF. CIR. IB-210
74	9	DT131839	DT131872	CLAMP BRAKE HOSE	10.03.16	REF. CIR. IB-210

Amendment Sheet

Page no.	Fig. no.	Old part no.	New part no.	Description	Updation date	Remarks
74	12	39195804	KAEA0622	BOLT FLANGED	10.03.16	REF. CIR. IB-210
74	17	DT131849	DT131875	CLAMP BRAKE HOSE	10.03.16	REF. CIR. IB-210
74	18	---	JD402217	TIE BAND	10.03.16	REF. CIR. IB-210
96	19	DT181252	56DT366B	FRONT BEZEL-MLT SILVER	26.03.16	ALTERNATE
84	10	-----	GL181043	CLIP SNAP	14.04.16	ADDITION
56	7	DT181407	DT181437	BRACE FENDER (K8)	23.04.16	REF. CIR. IB-220
56	1	DT131837	DT131837	BRACKET HOSE CLAMP	23.04.16	REF. CIR. IB-220
56	14	---	DT181435	GROMMET - FRONT FENDER	23.04.16	REF. CIR. IB-220
56	15	---	DJ161091	GROMMET - FRONT FENDER	23.04.16	REF. CIR. IB-220
56	4	KACA0630	KACF0530	BOLT SOCKET	23.04.16	REF. CIR. IB-220
56	6	DT181411	DT181439	SPACER FRONT FENDER- K8	23.04.16	REF. CIR. IB-220
56	3	KAAB0820	JG113407	BOLT FLANGE M8	23.04.16	REF. CIR. IB-220
78	1	DT121038	DT121049	ASSEMBLY FRONT FORK	23.04.16	REF. CIR. IB-220
78	2	JL151002	DT121052	TUBE OUTER LH PC	23.04.16	REF. CIR. IB-220
78	3	DT121040	DT121053	TUBE OUTER RH PC	23.04.16	REF. CIR. IB-220
114	7	DT233079	DT233097	3D TANK DECAL	16.05.16	ECR. NO. U16DTCHA0838
40	9	LBU00037	PD591101	SCREW TRUSS	16.05.16	ALTERNATE UPDATED
96	23	-----	DT401024	BULB H9 65W	17.05.16	ADDITION
74	1	JY131816	DT131862	ABS UNIT	13.07.16	CORRECTION
8	6	JL511220	JL511231	SPROCKET CAMSHAFT	14.09.16	EC NUMBER: U15DTENA0323
8	7	JL511222	JL511230	TIMING CHAIN	14.09.16	EC NUMBER: U15DTENA0324
12	8	JG531027	JL531006	SPROCKET CRANKSHAFT	14.09.16	EC NUMBER: U15DTENA0325
20	1	JL501004	DT501020	ASSEMBLY ENGINE	14.09.16	EC NUMBER: U15DTENA0326

Parts Index

Part Number	Figure No.	Page No.	Part Number	Figure No.	Page No.
30101195	3	32	39153721	7A	30
30141032	5	82	39153721	7	72
30151082	9	68	39166511	3	24
30191038	14	70	39167204	9	42
31101173	7	12	39177304	6	22
39019811	15	70	39177304	19	22
39021111	8	28	39179104	3	94
39023911	2	38	39190701	9	56
39023911	2	88	39190701	9	88
39023911	8	88	39190701	12	96
39023911	36	106	39191304	2	44
39026512	10	94	39193120	6	12
39029115	4	90	39193120	3	20
39042215	7	58	39194304	13	62
39045411	11	52	39194304	22	76
39055302	12	52	39194604	16	82
39059417	4	8	39195804	2	56
39074601	20	20	39195804	12	74
39074601	1	68	39197215	14	102
39079815	7	82	39197215	37	106
39080808	16	70	39199020	2	30
39080808	8	72	39201719	1	6
39099906	3	26	39203804	17	68
39099906	11	30	39212415	13	102
39099906	4	32	39213217	5	10
39104119	10	30	39214004	14	54
39104319	8	22	39214124	3	28
39104619	15	30	39214124	10	56
39105315	19	52	39214124	9	90
39118011	4	76	39214124	3	96
39122515	5	100	39214124	3	102
39128321	11	4	39215811	3	14
39150711	9	104	39216611	15	14
			39218106	3	10

Parts Index

Part Number	Figure No.	Page No.	Part Number	Figure No.	Page No.
39218106	20	22	36DT0019	3	114
39220307	5	12	36DT0020	3	114
39242704	10	76	36DT0028	6	114
39244011	12	6	36DT0029	6	114
39247504	15	102	36DT0032	1	4
39247604	12	102	36DT0033	3	34
39253515	6	98	36DT0034	14	64
39256220	19	20	36DT0039	17	70
39256220	13	22	36DT0040	18	70
39260120	11	20	36DT0042	3	70
39260220	8	20	36DT0043	2	74
39260607	3	16	36DT0044	12	64
39260607	5	24	36DT0044	3	74
39260801	12	4	36DT0045	1	114
39262921	10	4	36DT0046	2	114
39266921	14	8	36DT0047	3	114
39272315	6	48	36DT0048	4	114
59040014	23	70	36DT0049	6	114
59040048	2	72	36JG0011	2	50
59200006	11	22	36JG0083	20	70
59200028	14	20	36JL0003	1	22
59200036	12	24	36JL0004	2	20
60111528	14B	104	36JL0007	1	10
36DT0001	30	28	36JL0011	10	6
36DT0004	3	104	36JL0015	10	54
36DT0005	9	8	36JL0039	6	20
36DT0007	2	68	36JL0039	9	24
36DT0008	23	22	36JL0041	19	54
36DT0010	1	114	36JU0001	2	10
36DT0011	1	114	36JU0015	21	106
36DT0013	4	114	36JU0036	1	12
36DT0014	4	114	52DT0153	11	40
36DT0016	2	114	52DT0265	2	112
36DT0017	2	114	52DT0266	2	112

Parts Index

Part Number	Figure No.	Page No.	Part Number	Figure No.	Page No.
52DT0268	7	112	CS101128	11	8
52DT0269	7	112	DD111011	12	44
52DT0270	7	112	DD111012	6	44
52DT0274	3	112	DD201002	9	102
52DT0275	3	112	DE151046	10	70
52DT0276	3	112	DE151047	3	66
52DT0277	4	112	DE151047	9	70
52DT0278	4	112	DE191010	10	64
52DT0279	4	112	DE191010	8	70
52DT0280	5	112	DE191010	10	74
52DT0281	5	112	DE191028	7	64
52DT0282	5	112	DE191029	6	64
52DT0283	6	112	DE191033	5	66
52DT0284	6	112	DE191036	4	64
52DT0285	6	112	DF161102	6	58
52JL0156	1	48	DG101029	9	6
52JI0157	2	48	DG101456	10	22
52JY0185	5	42	DG121002	11	38
56DT0173	1	112	DG141028	13	82
56DT0174	1	112	DG151005	4	62
56DT0195	1	112	DG171016	4	52
56DT074X	9	112	DG171018	5	52
56DT084X	8	112	DG171019	6	52
56DT124X	10	112	DG181008	21	76
56DT134X	11	112	DH101048	16	24
56DT1RX3	2	112	DH101235	14	14
56DT366B	19	96	DH101295	11	6
AA101437	9	20	DH101381	3	22
AA101437	17	30	DH101388	21	30
AN111015	8	44	DH101389	10	42
AP101236	2	8	DH101392	10	8
BA102004	12	32	DH101648	13	34
BF551037	7	14	DH111013	9	44
BF551037	17	14	DH111016	11	44

Parts Index

Part Number	Figure No.	Page No.	Part Number	Figure No.	Page No.
DH161146	5	58	DK181007	5	78
DJ101312	30	14	DK181009	14A	78
DJ151074	7	66			
DJ151075	8	66			
DJ161091	15	56			
DJ161229	2	28			
DJ161229	10	88			
DJ161229	13	96			
DJ191029	2	64			
DJ191030	3	64			
DJ191031	5	64			
DJ201109	9	64			
DK101180	8	18			
DK101225	6	4			
DK101284	13	42			
DK101340	7	4			
DK101352	27	14			
DK101386	17	24			
DK111011	10	44			
DK111028	4	44			
DK151013	8	68			
DK151015	14	68			
DK151026	2	60			
DK151045	19	70			
DK151063	7	70			
DK151069	11	64			
DK151069	4	70			
DK151069	11	74			
DK151073	11	70			
DK151074	12	70			
DK151081	20	68			
DK151082	21	68			
DK151085	13	70			
DK181006	4	78			

Parts Index

Part Number	Figure No.	Page No.	Part Number	Figure No.	Page No.
DT121052	2	78	DT161203	2	92
DT121053	3	78	DT161204	1	92
DT122019	1	52	DT171001	1	82
DT131017	14	62	DT171022	21	82
DT131018	1	60	DT171023	22	82
DT131222	5	60	DT171024	23	82
DT131802	5	62	DT171025	24	82
DT131826	1	70	DT171026	25	82
DT131831	8	64	DT171030	13	86
DT131833	23	54	DT171042	2A	112
DT131837	1	56	DT171053	9	86
DT131837	14	74	DT171054	8	36
DT131839	9	74	DT171055	14	82
DT131839	13	74	DT171061	12	82
DT131849	12	56	DT171073	11	86
DT131849	17	74	DT171075	17	82
DT131853	1	66	DT171076	10	50
DT131866	2	70	DT171078	18	82
DT131872	9	74	DT171080	8	86
DT131875	12	56	DT171811	20	82
DT131875	17	74	DT171814	10	82
DT151010	1	76	DT171823	6	82
DT151012	8	76	DT181000	5	94
DT151036	2	76	DT181001	1	28
DT151037	7	76	DT181010	8	90
DT151039	6	76	DT181021	22	106
DT151040	13	78	DT181022	25	106
DT151042	16	78	DT181028	13	88
DT151043	23	80	DT181207	6	88
DT161004	5	72	DT181210	14	112
DT161005	15	76	DT181214	15	112
DT161007	11	76	DT181215	8	84
DT161011	1	72	DT181221	16	112
DT161012	3	72	DT181228	9	84

Parts Index

Part Number	Figure No.	Page No.	Part Number	Figure No.	Page No.
DT181232	1	96	DT181411	6	56
DT181233	5	90	DT181414	4	94
DT181242	1	98	DT181415	6	94
DT181244	1	86	DT181433	11	56
DT181246	2	86	DT181434	5	56
DT181248	4	102	DT181435	14	56
DT181255	6	90	DT181437	7	56
DT181256	8	56	DT181439	6	56
DT181263	11	88	DT191006	1	46
DT181264	12	88	DT191009	7	46
DT181265	3	50	DT191012	3	46
DT181267	10	96	DT231000	2	108
DT181268	11	96	DT231404	3	88
DT181273	6	86	DT231405	4	88
DT181274	12	86	DT231600	18	102
DT181275	4	86	DT231601	19	102
DT181284	22	102	DT231606	25	102
DT181285	20	96	DT231607	24	102
DT181286	12	112	DT231608	23	102
DT181291	3	84	DT232601	17	76
DT181292	4	84	DT232603	17	76
DT181293	5	84	DT232605	9	46
DT181310	4	98	DT233043	7	114
DT181311	5	98	DT233079	7	114
DT181316	32	106	DT233082	5	114
DT181317	33	106	DT233093	5	114
DT181318	30	106	DT233095	7B	114
DT181319	31	106	DT233096	7B	114
DT181320	29	106	DT233097	7	114
DT181321	12	50	DT233113	7A	114
DT181322	8	50	DT233123	7A	114
DT181323	9	50	DT351006	12	42
DT181324	13	112	DT351404	27	106
DT181407	7	56	DT351802	7	22

Parts Index

Part Number	Figure No.	Page No.	Part Number	Figure No.	Page No.
DT401001	5	102	DT511243	5	6
DT401002	1	100	DT541018	13	30
DT401003	2	100	DT541019	5	30
DT401004	3	100	DT541206	1	32
DT401005	4	100	DT541210	11	32
DT401008	17	96	DT541212	1	30
DT401009	6	96	DT551400	1	34
DT401010	7	96	DT551401	8	34
DT401011	18	96	DT551402	5	34
DT401012	22	96	DT551403	9	34
DT401017	14	96	DT561201	5	18
DT401024	23	96	DT561205	11	18
DT401403	18	76	DT561206	1	18
DT401404	19	76	DT561408	10	18
DT401407	19	76	DT561409	7	18
DT402003	17	44	DT581028	4	38
DT402004	13	44	DT581048	7	38
DT402005	4	104	DT581062	5	38
DT402008	38	106	DT581064	1	38
DT402204	13	104	DT591072	12	40
DT402218	5	104	DT591116	8	40
DT402220	1	104	DT591118	9	40
DT402223	6	104	DT591230	1	40
DT402226	13A	104	DT591238	6	40
DT402233	1	104	DT601210	12	28
DT402234	39	106	DT601226	10	28
DT402236	1	104	DT601228	11	28
DT402404	8	62	DT601232	5	28
DT402404	22	68	DT611202	1	36
DT402408	1	90	DT611203	7	36
DT402600	4	82	DV101048	29	14
DT501020	1	20	DX161066	7	50
DT511239	1	8	EC561023	2	16
DT511242	4	6	FD211006	5	46

Parts Index

Part Number	Figure No.	Page No.	Part Number	Figure No.	Page No.
GL181043	10	84	JG351805	10	36
GL402210	14	104	JG402229	13B	104
JA113403	5	48	JG402230	13C	104
JA541048	15	22	JG402234	14A	104
JA541233	2	32	JG403200	17	104
JB181223	13	50	JG511010	3	40
JC101034	12	8	JG511021	3	2
JD113800	11	102	JG511022	4	2
JD131811	6	62	JG511046	16	4
JD351207	7	44	JG511269	8	8
JD402217	18	74	JG511270	15	8
JF511207	7	6	JG531027	8	12
JF531007	2	12	JG531031	9	12
JF531014	3	12	JG531040	12	12
JG113407	3	56	JG531041	11	12
JG113806	27	28	JG531207	15	24
JG113826	8	74	JG531215	8	24
JG122028	2	94	JG531220	3	8
JG131001	2	62	JG531228	11	24
JG131821	5	70	JG531229	10	24
JG151022	16	76	JG541015	12	22
JG161008	12	76	JG541041	16	22
JG161010	1	64	JG541043	8	42
JG161010	24	76	JG541044	5	22
JG171029	26	28	JG541045	21	20
JG181236	4	96	JG541046	5	20
JG181238	2	90	JG541058	17	22
JG181238	2	98	JG541059	10	20
JG181239	22	70	JG541063	4	22
JG191008	6	46	JG541068	3	4
JG232601	9	46	JG541074	21	22
JG232606	10	46	JG541223	14	42
JG351019	6	42	JG541230	7	30
JG351400	8	4	JG541231	16	30

Parts Index

Part Number	Figure No.	Page No.	Part Number	Figure No.	Page No.
JG551000	24	14	JG561012	7	16
JG551010	28	14	JG561013	8	16
JG551013	4	14	JG561016	9	16
JG551017	4	30	JG561204	15	20
JG551020	6	14	JG561205	16	20
JG551020	19	14	JG561215	11	16
JG551021	21	14	JG561216	13	12
JG551021	26	14	JG561216	4	18
JG551022	11	14	JG561217	2	18
JG551025	13	14	JG561222	5	16
JG551026	12	14	JG561225	10	16
JG551027	2	14	JG561226	18	20
JG551028	1	14	JG561232	3	18
JG551213	5	14	JG571014	23	20
JG551214	8	14	JG571016	24	20
JG551215	22	14	JG581014	9	28
JG551220	9	14	JG581056	9	38
JG551222	18	14	JG581423	11	36
JG551223	20	14	JG581424	9	36
JG551224	23	14	JG591038	4	40
JG551225	25	14	JG591039	5	40
JG551227	10	14	JG591070	2	40
JG551228	16	14	JG601005	7	24
JG551423	14	34	JG601012	6	24
JG551427	2	34	JG601209	20	28
JG551428	4	34	JG601211	13	28
JG551443	10	34	JG601230	14	28
JG551447	7	34	JG601234	16	28
JG551448	6	34	JG601235	15	28
JG551451	11	34	JG601237	6	28
JG551455	6	34	JG611007	5	36
JG561009	17	20	JG611206	6	36
JG561010	4	16	JG621412	3	42
JG561011	1	16	JG621413	2	42

Parts Index

Part Number	Figure No.	Page No.	Part Number	Figure No.	Page No.
JG621417	4	42	JL131878	20	54
JL111054	4	48	JL151002	2	78
JL113012	3	54	JL151035	9	76
JL113014	9	54	JL151038	3	76
JL113016	11	54	JL161003	14	76
JL113036	16	54	JL171019	11	82
JL113209	4	58	JL171020	4	50
JL113818	12	58	JL171020	19	82
JL113825	24	106	JL171038	15	82
JL122001	8	52	JL171600	2	82
JL122002	7	52	JL171830	9	82
JL122003	10	52	JL171832	8	82
JL122004	13	52	JL181205	1	94
JL122008	14	52	JL181224	15	52
JL122009	9	52	JL181225	16	52
JL122013	3	52	JL181253	13	94
JL122026	17	52	JL181408	7	94
JL131000	7	62	JL181410	12	94
JL131001	10	62	JL231004	1	108
JL131004	3	60	JL231202	1	110
JL131004	1	62	JL232604	12	46
JL131203	13	68	JL232806	1	102
JL131209	4	60	JL232817	11	102
JL131211	15	68	JL233015	9	32
JL131216	5	68	JL351218	5	44
JL131218	16	68	JL351235	3	44
JL131220	6	70	JL351237	1	44
JL131225	7	68	JL351600	1	42
JL131226	11	68	JL401406	4	72
JL131232	6	68	JL401408	11	58
JL131806	2	66	JL403000	2	104
JL131807	4	66	JL403001	12	104
JL131832	6	66	JL403200	7	104
JL131841	13	54	JL501004	1	20

Parts Index

Part Number	Figure No.	Page No.	Part Number	Figure No.	Page No.
JL511009	5	4	JL591157	7	40
JL511010	2	6	JL591165	14	40
JL511011	3	6	JL601005	2	24
JL511022	2	4	JL601212	22	28
JL511029	14	4	JL601216	7	28
JL511041	1	2	JL601219	21	28
JL511042	2	2	JL601221	25	28
JL511205	6	6	JL601222	17	28
JL511219	9	4	JL601223	18	28
JL511220	6	8	JL601228	19	28
JL511221	5	8	JL601237	13	4
JL511222	7	8	JN351604	11	104
JL511230	7	8	JU131801	9	62
JL511231	6	8	JU131802	23	68
JL521002	4	10	JU232800	1	102
JL531006	8	12	JU531021	4	12
JL531205	7	20	JU541005	13	20
JL531205	13	24	JU551401	6	30
JL541203	7	32	JU571000	1	26
JL541207	12	30	JU581006	2	36
JL541208	5	32	JW171016	1	88
JL541222	18	30	JY131816	1	74
JL541223	10	32	JY351019	11	42
JL541227	8	30	JY401404	13	76
JL541230	19	30	JY551402	16	42
JL541231	20	30	JY571030	14	22
JL541237	25	20	JY581028	8	38
JL551407	12	34	JY601241	28	28
JL561409	12	18	JY601248	29	28
JL581039	3	36	JZ113061	15	54
JL581055	10	38	JZ181322	6	50
JL591045	13	40	JZ191010	4	46
JL591148	17	40	JZ403601	3	58
JL591156	15	40	KAAB0820	3	56

Parts Index

Part Number	Figure No.	Page No.	Part Number	Figure No.	Page No.
KAAb0820	16	74	KAEQ0630	6	32
KACA0630	4	56	KAEQ0630	3	38
KACB0622	15	94	KAEQ0645	8	32
KACB0622	2	110	KBBA0512	21	54
KACd0516	3	82	KBBF0408	28	106
KACd0516	7	90	KBBG0612	18	22
KACF0530	4	56	KBUB0612	1	84
KADA0512	10	58	KBUB0614	7	88
KADa0608	16	104	KBUC0520	20	104
KADa0612	15	74	KBUC0614	21	96
KADA0614	15	44	KBUF0408	8	94
KADA0622	11	46	KCEa0605	15	96
KADA0630	6	38	KDAC0611	21	102
KADA0630	18	40	KDBC0613	2	84
KADa0814	10	104	KEAB1010	2	26
KADB0610	5	86	KEBA3715	9	22
KADD0614	21	70	KECB5006	16	96
KADD0616	9	72	KPBC6202	3	62
KADH0870	9	58	KPBC6202	4	68
KADM0622	6	18	KPBC6302	3	68
KADQ0620	13	8	LAA00019	10	68
KADQ0625	1a	42	LAC00005	5	88
KAEa0510	20	104	LAC00008	14	94
KAEA0610	22	54	LAC00019	2	52
KAEA0610	3	108	LAC00020	5	76
KAEA0622	2	56	LAC00022	7	86
KAEA0622	12	74	LAC00022	20	102
KAEA0622	23	106	LAC00024	6	16
KAEd0608	7	74	LAC00036	11	94
KAEd0612	6	74	LAC00037	9	94
KAEM0610	13	38	LAC00045	4	54
KAEQ0620	15	4	LAC00068	26	80
KAEQ0620	1	24	LAC00074	7	54
KAEQ0630	14	30	LAD00037	13	64

Parts Index

Part Number	Figure No.	Page No.

Part Number	Figure No.	Page No.

Parts Index

Part Number	Figure No.	Page No.

Part Number	Figure No.	Page No.