

DISCOVER 100M



DISCOVER 100M

Bajaj Auto Limited
Akurdi Pune 411 035 India
Tel +91 20 27472851
Fax +91 20 27407385
www.bajajauto.com

Spare Parts Catalogue



All information contained in this manual is based on the latest product information at the time of publication. Bajaj Auto Limited accepts no liability for any inaccuracies or omissions in this publication, although every possible care has been taken to make it as complete and accurate as possible. All procedures and specifications subject to change without prior notice. The right is reserved to make such changes at any time without prior notice and without incurring an obligation to make such changes to product manufactured previously. Contact your authorized Bajaj Dealer for the latest information on product improvements incorporated after this manual was issued.

DOC. NO.: 71111774

REV. 00, OCT. 13

Copy rights : All rights reserved. No part of this publicatin may be reproduced, stored in a retrival system, Or transmitted in any form or by any means, electronic mechanical photocopying, recording or otherwise, without the prior written permission of Bajaj Auto LTD.

We have pleasure in presenting the Spare Parts Catalogue for 'Discover 100 M' Motorcycle. This catalogue has been specially designed to assist you in selecting the correct parts for procurement to maintain 100% availability.

The Bajaj spares are subjected to the stringent quality control standards to ensure longer life of the vehicle. It is therefore necessary that only the Genuine Bajaj Spares are used.

In a continual effort to improve Performance and Efficiency of the vehicles, Specifications, Diagrams, Illustrations and Part Numbers can change without notice. Consequently, the description in this Spare Parts Catalogue cannot therefore be final and binding on us.

The modifications / alterations which are carried out after the issue of this catalogue, will be conveyed to you through our Service Circulars. You are requested to make necessary corrections in the Parts Catalogue as per the circulars so as to keep your catalogue up-to-date. This will ensure the appropriate and speedy delivery of the Spare Parts as the order placed will bear the latest part numbers.

In case, if you need any technical assistance contact the concerned Regional Office or write to us on the following address :

Bajaj Auto Limited

Service Department

Akurdi, Pune 411 035 India

Phone : 020-27406557

Fax : 020-27407385

- 1. How to Read the Catalogue :** Open the catalogue and from the pictorial index locate the group in which the part you want to find is present. Turn over to the concerned page number (as given by pictorial index). Now find out the figure of the part you wish to order. Write down the part number against that particular figure number from the text.

In case, if you have the part number and you need the other details, the part index can be used. The part index (at the end of the catalogue) will give you the figure and page number of the part you wish to order.

- 2. How to Order Spare Parts :** The part number and the description of the part required should be invariably mentioned in the order as per the catalogue text.

The latest part number as conveyed through our service circulars should only appear on the order. In case of ordering painted components, colour shade of the components should be mentioned.

The quantity shown against the part number is the quantity per vehicle for that group so that particular quantity should be multiplied by the number of sets required.

- 3. Part Number System :** We have used 8 digit system for part numbers. The model or hardware item is indicated by first two digits or alphanumeric, the next two or four digits indicate main group and the last four or two digits indicate serial number in main group or serial number or subgroup of fastener respectively. Thus the part numbers will be indicated by 2-2-4 or 2-4-2 digit system. Understanding this system will enable you to identify the spare parts easily.

- 4. Abbreviations :** The following abbreviations are used in this catalogue.

Assly	Assembly	V	Volts
N.I.	Not illustrated	W	Watts
C'case	Crankcase	Accl.	Accelerator
Cyl	Cylinder	Comp.	Complete
O/s	Over size	Fr.	Front
Rr.	Rear	Std.	Standard
L	Length	A/t.	Alternate
R.H.	Right hand	L.H.	Left hand
Hex.	Hexagonal	AR	As required

Plate No.	Description	Page No.
1	Cover Cylinder Head	2
2	Cylinder Head	4
3	Valve	6
4	Camshaft / Tensioner	8
5	Cylinder and Piston	10
6	Crankshaft	12
7	Transmission	14
8	Change Drum / Shift Fork	16
9	Gear Change Mechanism	18
10	Engine Assly / Crankcase RH	20
11	Crankcase LH	22
12	Oil Pump	24
13	Kick Starter Mechanism	26
14	Cover Clutch	28
15	Cover Magneto	30
16	Clutch Assly	32
17	Carburettor Assembly	34
18	Air Cleaner Complete	36
19	Silencer Assly	38
20	Starter Assly	40
21	Magneto, C.D.I. & H.T. Coil	42
22	Seat Assly / Seat Lock	44
23	Engine Mountings	46
24	Frame and Frame Fitting	48
25	Swing Arm/Rear Shock Absorber	50
26	Rider Foot Rest	52
27	Mudguard- Front & Rear	54
28	Stand Assembly	56
29	Tyre/ Tube / Rim	58
30	Front Hub (Drum brake)	60

Plate No.	Description	Page No.
31	Front Hub (Disc Brake)	62
32	Front Master Cylinder (Disc Brake)	64
33	Front Caliper Assembly (Disc Brake)	66
34	Rear Hub	68
35	Rear Brake Pedal	70
36	Handle Bar Assly	72-74
37	Front Fork	76
38	Painted Parts & Decals	78-80
39	Petrol Tank, Cap Tank & Gauge Fuel	82
40	Fittings - Petrol Tank, Side Cover & Cover Seat	84
41	Meter Assly.	86
42	Control Cables	88
43	Chain Case	90
44	Head Lamp & Fairing	92
45	Indicator Light Assly.	94
46	Tail Lamp Assly. / Front No. Plate	96
47	Electrical Equipments	98
48	Tool Kit	100
49	Accessories / Grab Handle	102
	Kits List	103-106
	Part Index	107-120

PLATE NO. : 1 COVER CYLINDER HEAD	PAGE NO. 1

PLATE NO. : 2 CYLINDER HEAD	PAGE NO. 3

PLATE NO. : 3 VALVE	PAGE NO. 5

PLATE NO. : 4 CAMSHAFT / TENSIONER	PAGE NO. 7

PLATE NO. : 5 CYLINDER & PISTON	PAGE NO. 9

PLATE NO. : 6 CRANKSHAFT	PAGE NO. 11

PLATE NO. : 7 TRANSMISSION	PAGE NO. 13

PLATE NO. : 8 CHANGE DRUM / SHIFT FORK	PAGE NO. 15

Pictorial Index

DISCOVER 100M

PLATE NO. : 9 GEAR CHANGE MECHANISM	PAGE NO. 17	PLATE NO. : 10 ENGINE ASSLY & CRANKCASE RH	PAGE NO. 19

PLATE NO. : 11 CRANKCASE LH	PAGE NO. 21	PLATE NO. : 12 OIL PUMP	PAGE NO. 23

Pictorial Index

DISCOVER 100M

PLATE NO. : 13 KICK STARTER MECHANISM	PAGE NO. 25	PLATE NO. : 14 COVER CLUTCH	PAGE NO. 27

PLATE NO. : 15 COVER MAGNETO	PAGE NO. 29	PLATE NO. : 16 CLUTCH ASSLY	PAGE NO. 31

Pictorial Index

DISCOVER 100M

PLATE NO. : 17 CARBURETTOR	PAGE NO. 33	PLATE NO. : 18 AIR CLEANER COMPLETE	PAGE NO. 35
<p>The image shows two exploded view diagrams. The left diagram illustrates the carburettor assembly, including the main body, float chamber, jets, and various gaskets and screws. The right diagram shows the complete air cleaner assembly, featuring a green plastic housing, a purple filter element, and associated mounting hardware.</p>			

PLATE NO. : 19 SILENCER ASSLY	PAGE NO. 37	PLATE NO. : 20 STARTER ASSLY	PAGE NO. 39
<p>The image shows two exploded view diagrams. The left diagram depicts the silencer assembly, including a grey metal pipe, a purple heat shield, and various mounting brackets and fasteners. The right diagram shows the starter assembly, consisting of a green motor, a black gear, a purple gear, and various mounting components.</p>			

Pictorial Index

DISCOVER 100M

PLATE NO. : 21 MAGNETO, C.D.I. & H.T. COIL	PAGE NO. 41	PLATE NO. : 22 SEAT ASSLY / SEAT LOCK	PAGE NO. 43
<p>The image shows two exploded view diagrams. The left diagram illustrates the magneto, C.D.I., and H.T. coil assembly, including a yellow magneto, a black tire, and various electrical components and fasteners. The right diagram shows the seat assembly, featuring a green seat, a seat lock mechanism, and associated hardware.</p>			

PLATE NO. : 23 ENGINE MOUNTINGS	PAGE NO. 45	PLATE NO. : 24 FRAME AND FRAME FITTING	PAGE NO. 47
<p>The image shows two exploded view diagrams. The left diagram depicts the engine mountings, including a blue engine block, various metal brackets, and fasteners. The right diagram shows the frame and frame fitting assembly, featuring a metal frame, various fittings, and fasteners.</p>			

Pictorial Index

DISCOVER 100M

PLATE NO. : 25 SWING ARM/REAR SHOCK ABSORBER	PAGE NO. 49	PLATE NO. : 26 RIDER FOOT REST	PAGE NO. 51

PLATE NO. : 27 MUDGUARD- FRONT & REAR	PAGE NO. 53	PLATE NO. : 28 STAND ASSEMBLY	PAGE NO. 55

Pictorial Index

DISCOVER 100M

PLATE NO. : 29 TYRE/ TUBE / RIM	PAGE NO. 57	PLATE NO. : 30 FRONT HUB (DRUM BRAKE)	PAGE NO. 59

PLATE NO. : 31 REAR HUB	PAGE NO. 61	PLATE NO. : 32 REAR BRAKE PEDAL	PAGE NO. 63

PLATE NO. : 33
HANDLE BAR ASSLY

PAGE NO.
65, 67

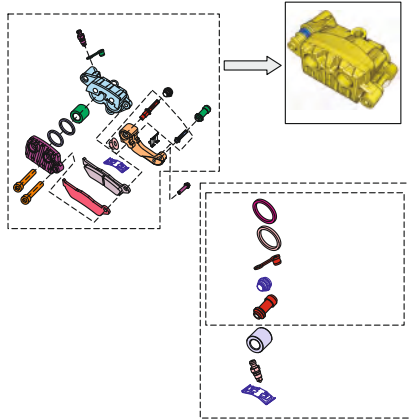


PLATE NO. : 31
REAR HUB

PAGE NO.
61



PLATE NO. : 32
REAR BRAKE PEDAL

PAGE NO.
63



PLATE NO. : 33
HANDLE BAR ASSLY

PAGE NO.
65, 67

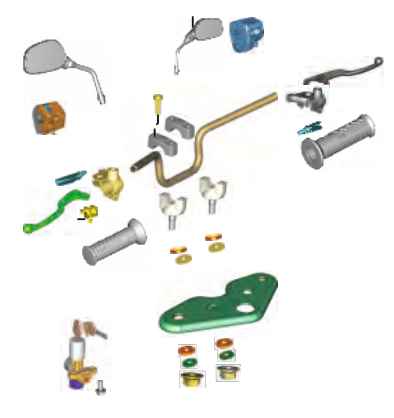


PLATE NO. : 34
FRONT FORK

PAGE NO.
77

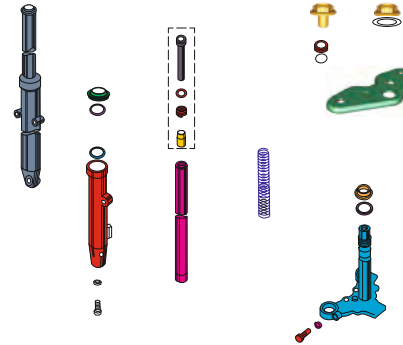


PLATE NO. : 35
PAINTED PARTS & DECALS A

PAGE NO.
79

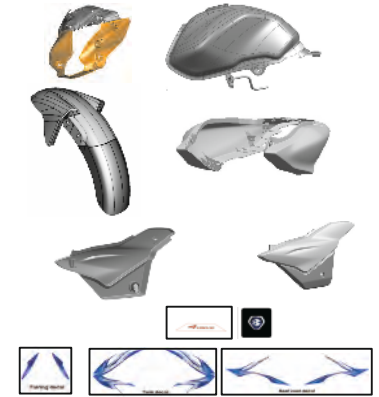


PLATE NO. : 36
PETROL TANK, CAP TANK & GAUGE
FUEL

PAGE NO.
81

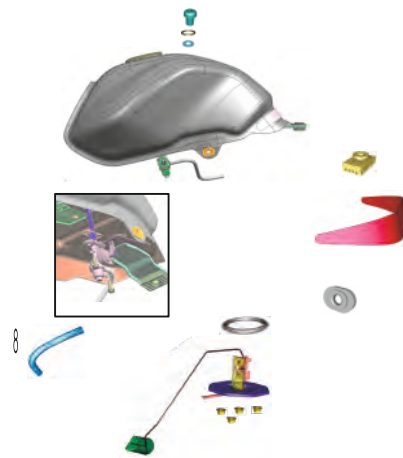



PLATE NO. : 37
FITTINGS - PETROL TANK, SIDE
COVER & COVER SEAT

PAGE NO.
83



Pictorial Index

Discover 100M

PLATE NO. : 38 METER ASSLY.	PAGE NO. 85	PLATE NO. : 39 CONTROL CABLES	PAGE NO. 87

PLATE NO. : 40 CHAIN CASE	PAGE NO. 89	PLATE NO. : 42 INDICATOR LIGHT ASSLY.	PAGE NO. 91

Pictorial Index

Discover 100M

PLATE NO. : 42 INDICATOR LIGHT ASSLY.	PAGE NO. 93	PLATE NO. : 43 TAIL LAMP ASSLY. / FRONT NUMBER PLATE	PAGE NO. 95

PLATE NO. : 44 ELECTRICAL EQUIPMENTS	PAGE NO. 91	PLATE NO. : 45 TOOL KITA	PAGE NO. 91

Pictorial Index

Discover 100M

PLATE NO. : 46
ACCESSORIES / GRAB HANDLE

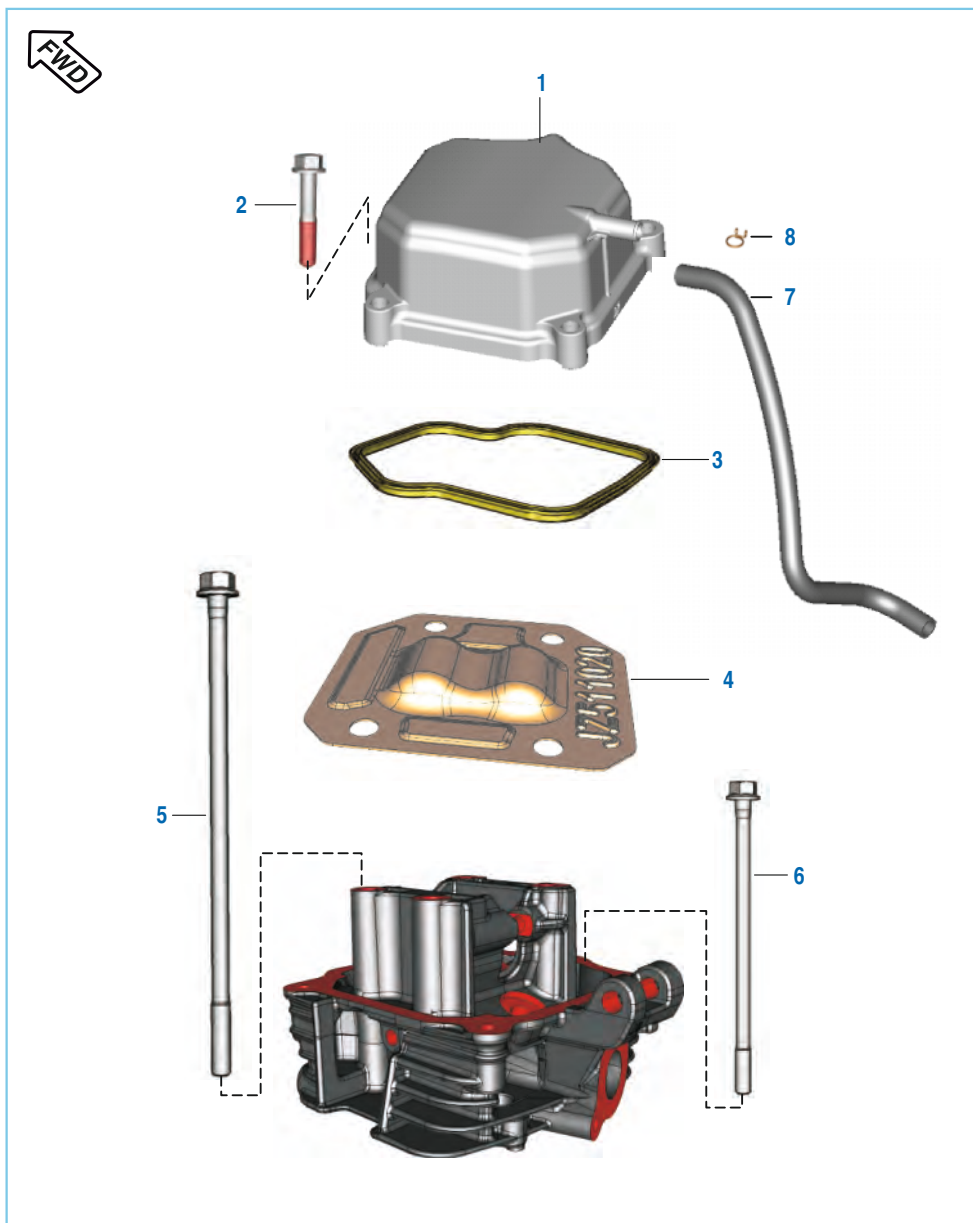
PAGE NO.
85



Pictorial Index

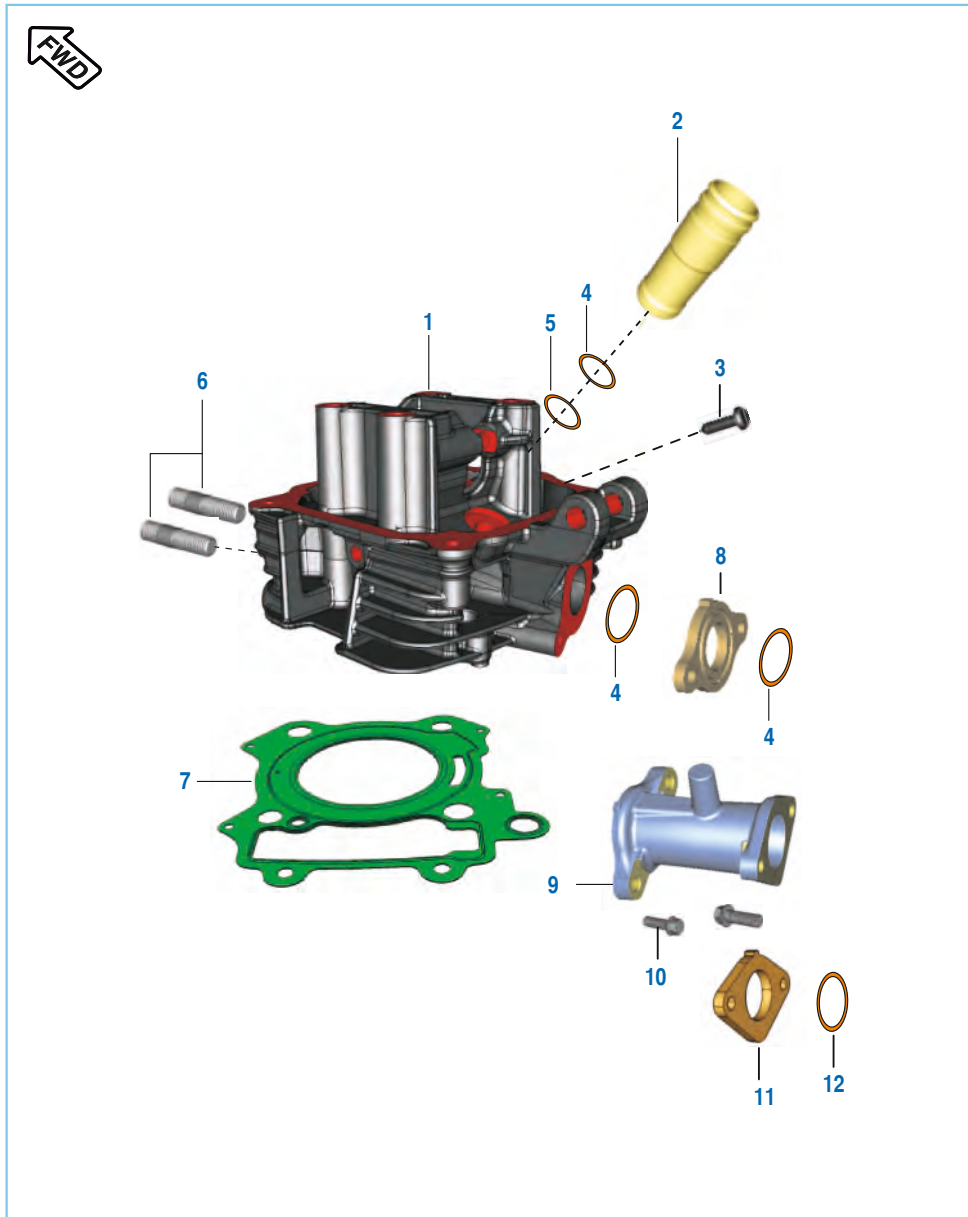
Discover 100M

Cover Cylinder Head



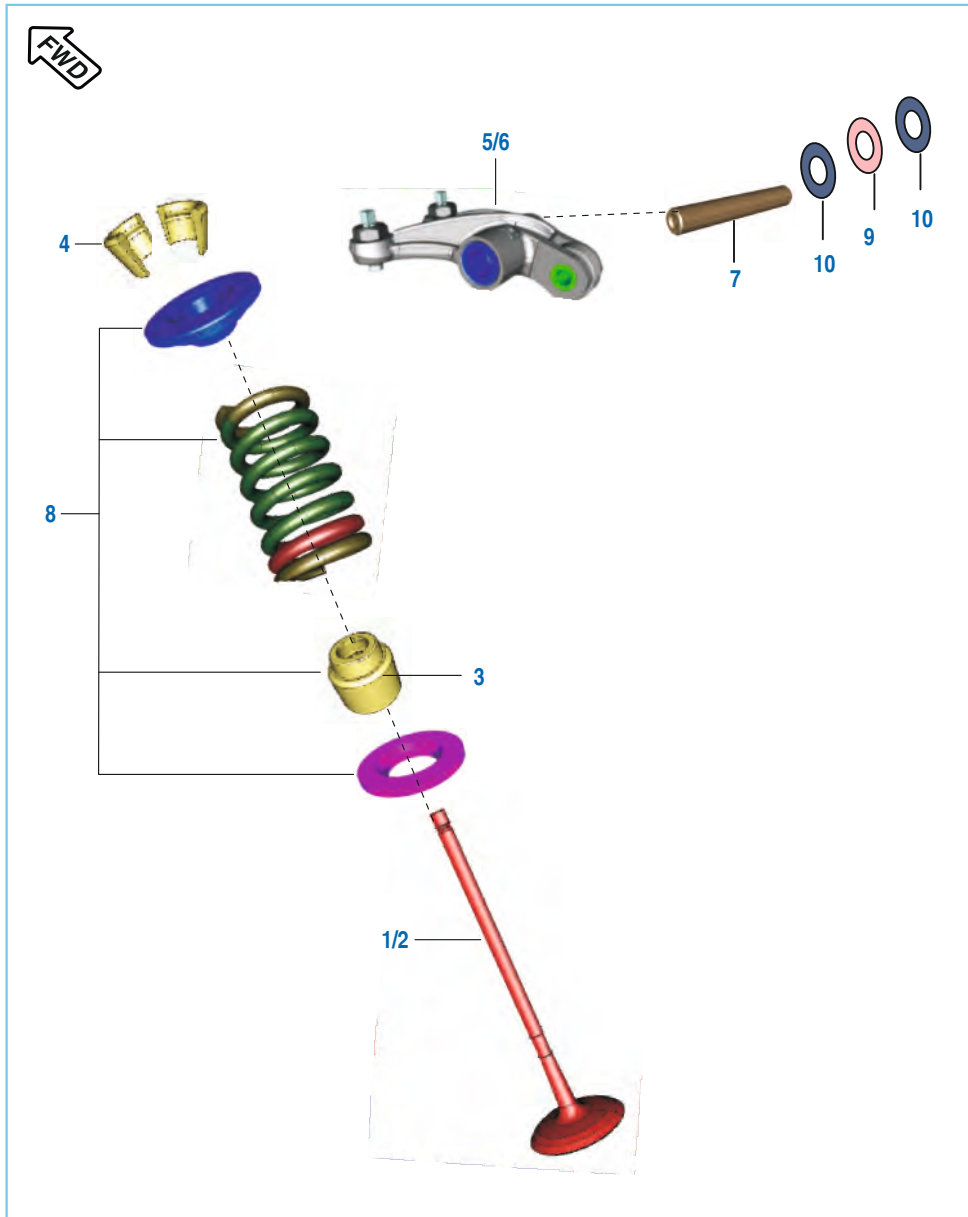
No.	Part No.	Description	Qty.	Remarks
1	JZ 5110 21	Cylinder Head Cover Comp	1	With Gasket
2	59 0400 38	Bolt	4	
3	JD 5110 10	Gasket Head Cover	1	
4	PA 5110 39	Plate Cylinder Head	1	
5	JA 5110 08	Bolt Head Mounting	4	
6	59 0400 50	Flanged Bolt M8X1.25X148L	1	
7	PA 5810 34	Tube Breather	1	
8	DG 1210 25	Clamp	2	N.S

Cylinder Head



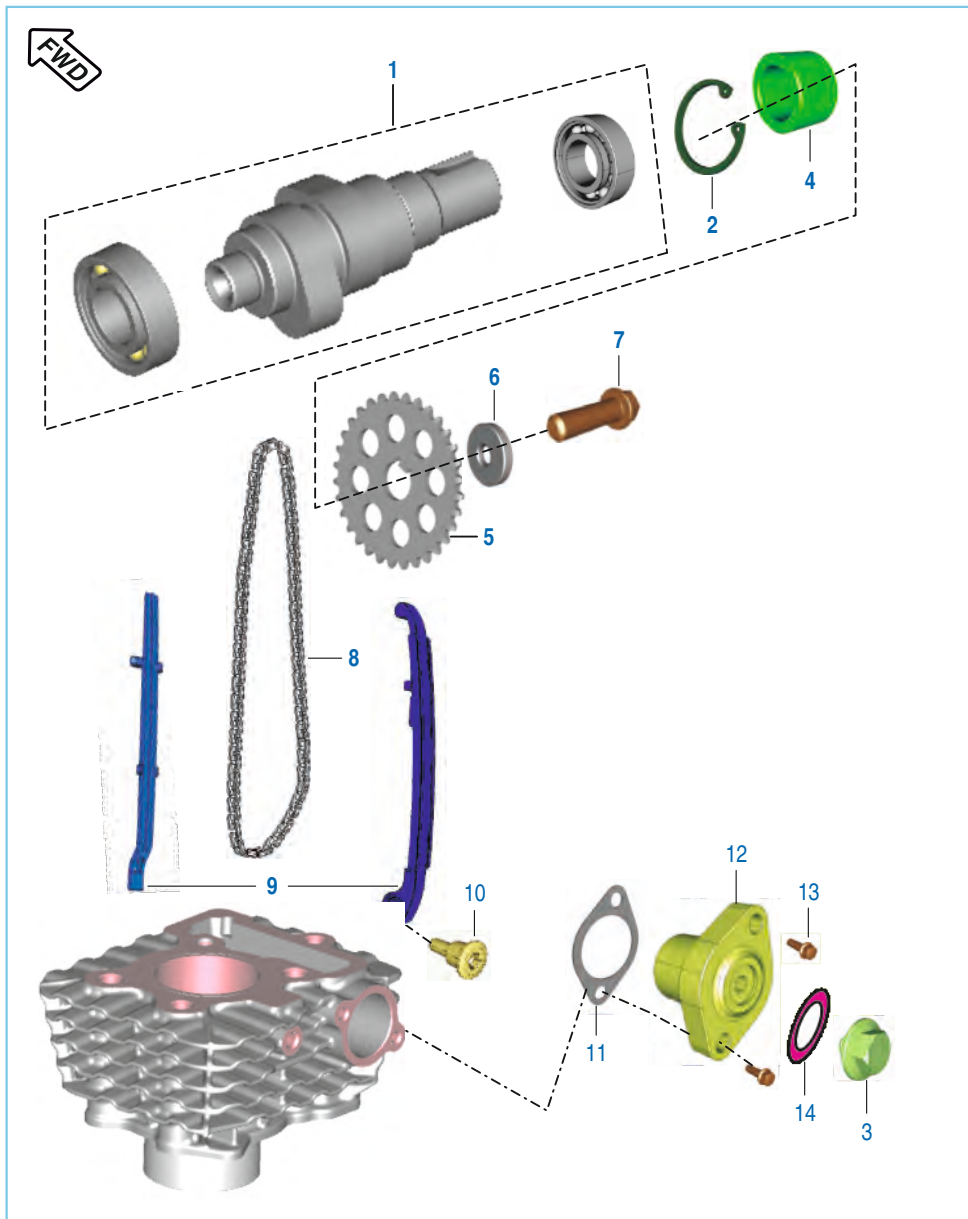
No.	Part No.	Description	Qty.	Remarks
1	36 PA00 96	Kit Assly Cylinder Head	1	Refer Page No. 97
2	JB 5110 18	Sleeve Spark Plug	1	
3	39 2608 01	Screw - Grub - M5X0.8X7	1	
4	39 1283 21	Ring - 'O'	3	
5	39 2629 21	O-Ring	1	
6	JA 5110 28	Stud M8X1.25X451	2	
7	JB 5110 19	Gasket Cylinder Head	1	
8	PA 5814 06	Insulator Manifold PTE 20	1	
9	PA 5814 07	Manifold Intake	1	
10	JA 5814 06	Bolt Flange M6X1X25L	4	
11	PA 5812 05	Insulator	1	
12	LJ A000 11	O-Ring	1	

Valve

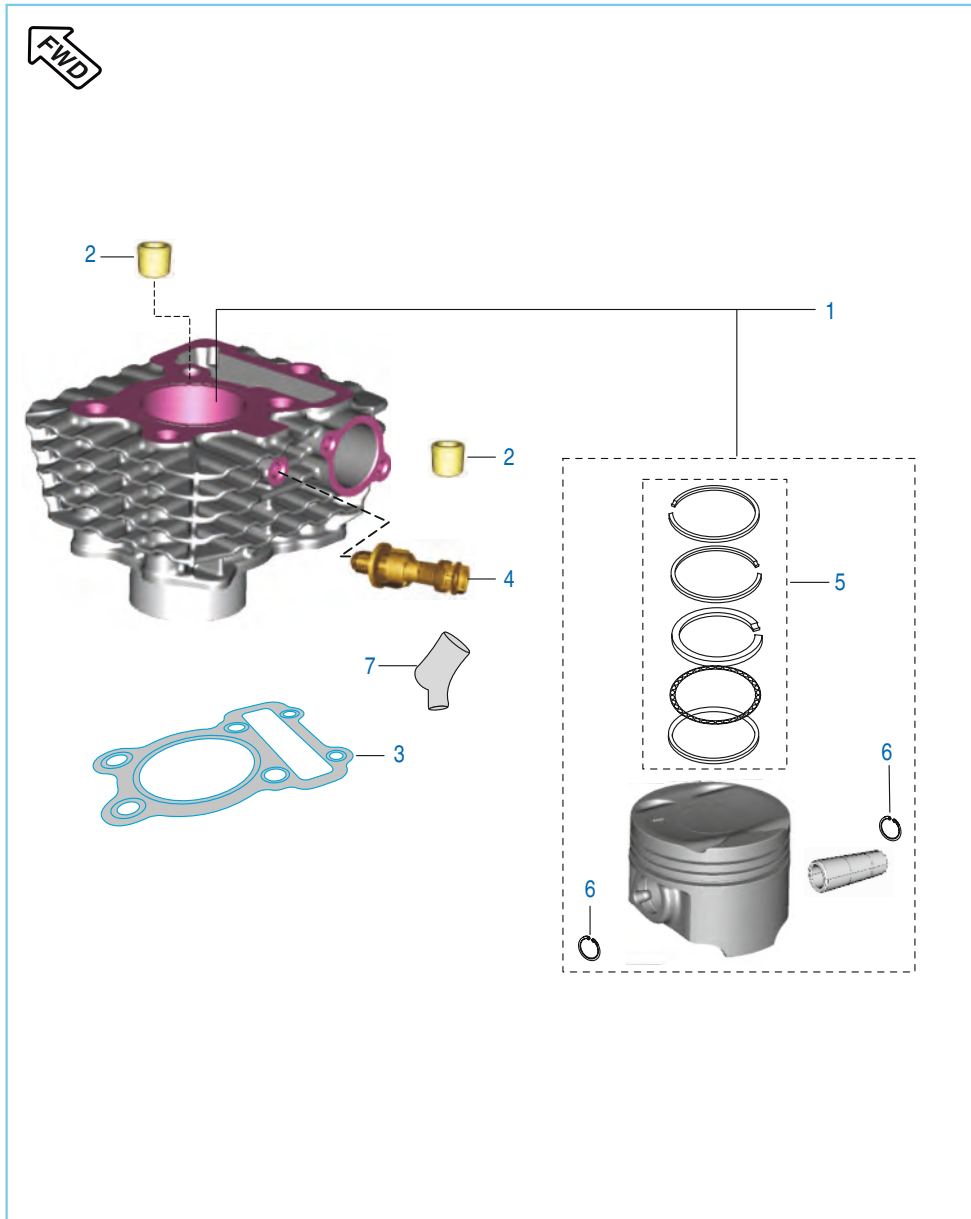


No.	Part No.	Description	Qty.	Remarks
1	PA 5112 28	Valve Intake	2	
2	PA 5112 29	Valve Exhaust	2	
3	39 2017 19	Seal - Oil	4	
4	DG 1010 29	Collet	8	
5	PA 5112 32	Assly Rocker Arm Inlet	1	
6	PA 5112 34	Assly Rocker Arm Exhaust	1	
7	JA 5112 11	Shaft Rocker Arm Intake	2	
8	36 PA00 94	Kit Valve Repair	2	Refer Page No. 97 N.S
	36 PA01 53	Kit Valve Repair	2	Alternate
9	DS 1013 66	Wave Washer	2	
10	59 1100 02	Plain Washer	4	
11	PA 5112 24	Seat Valve Spring	4	

Camshaft / Tensioner



No.	Part No.	Description	Qty.	Remarks
1	PA 5112 15	Camshaft Assly	1	
2	39 0594 17	Circlip - Internal	1	
3	JA 5210 18	Bolt Tensioner	1	N.S
	DD 1010 62	Bolt Tensioner	1	Alt for JA 5210 18
4	JA 5112 16	Spacer Cam Sprocket	1	
5	DS 1012 76	Sprocket - Cam Driven 32 Teeth	1	
6	DH 1010 48	Washer- Special: Camshaft	1	
7	59 0400 31	Bolt Hex Socket Head Cap	1	
	DK 1013 86	Bolt Hex Socket Head Cap	1	alt for 59040031
8	JE 5112 30	Cam Chain (Straight)	1	
9	36 PA01 15	Kit Chain Guide (Straight)	1	Refer Page No. 97
10	DH 1013 92	Tensioner Pivot Bolt	1	
11	CS 1011 28	Gasket	1	
12	JE 5210 16	Chain Tensioner	1	
13	JA 5210 19	Bolt	2	N.S
	39 1673 04	Bolt	2	alt for JA521019
14	39 2669 21	Ring - 'O' (ID 10.15X1.5)	1	



FWD Front Wheel Direction

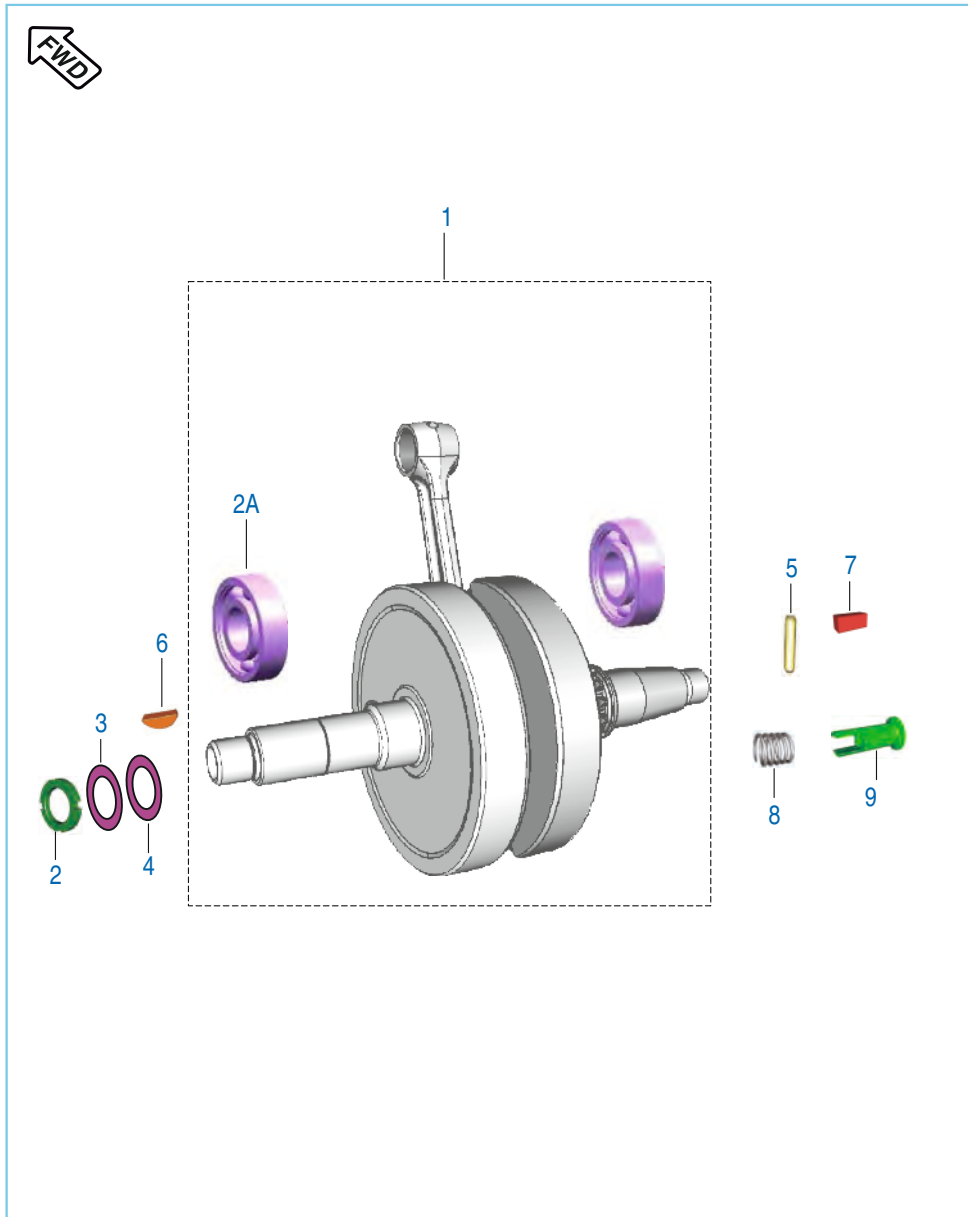
Plate No.: 5

Cylinder and Piston

No.	Part No.	Description	Qty.	Remarks
1	36 PA00 93	Kit Block Piston	1	Refer page no. 97
2	39 1000 06	Pin - Hollow Dowel	2	
3	JD 5210 02	Gasket Cylinder Block	1	
4	JW 3514 00	Thermal Sensor	1	
5	36 PA00 03	Kit Piston Ring	1	Refer page no. 97
6	PA 5212 14	Circlip Piston	2	
7	JB 4022 02	Grommet - Thermal sensor	1	

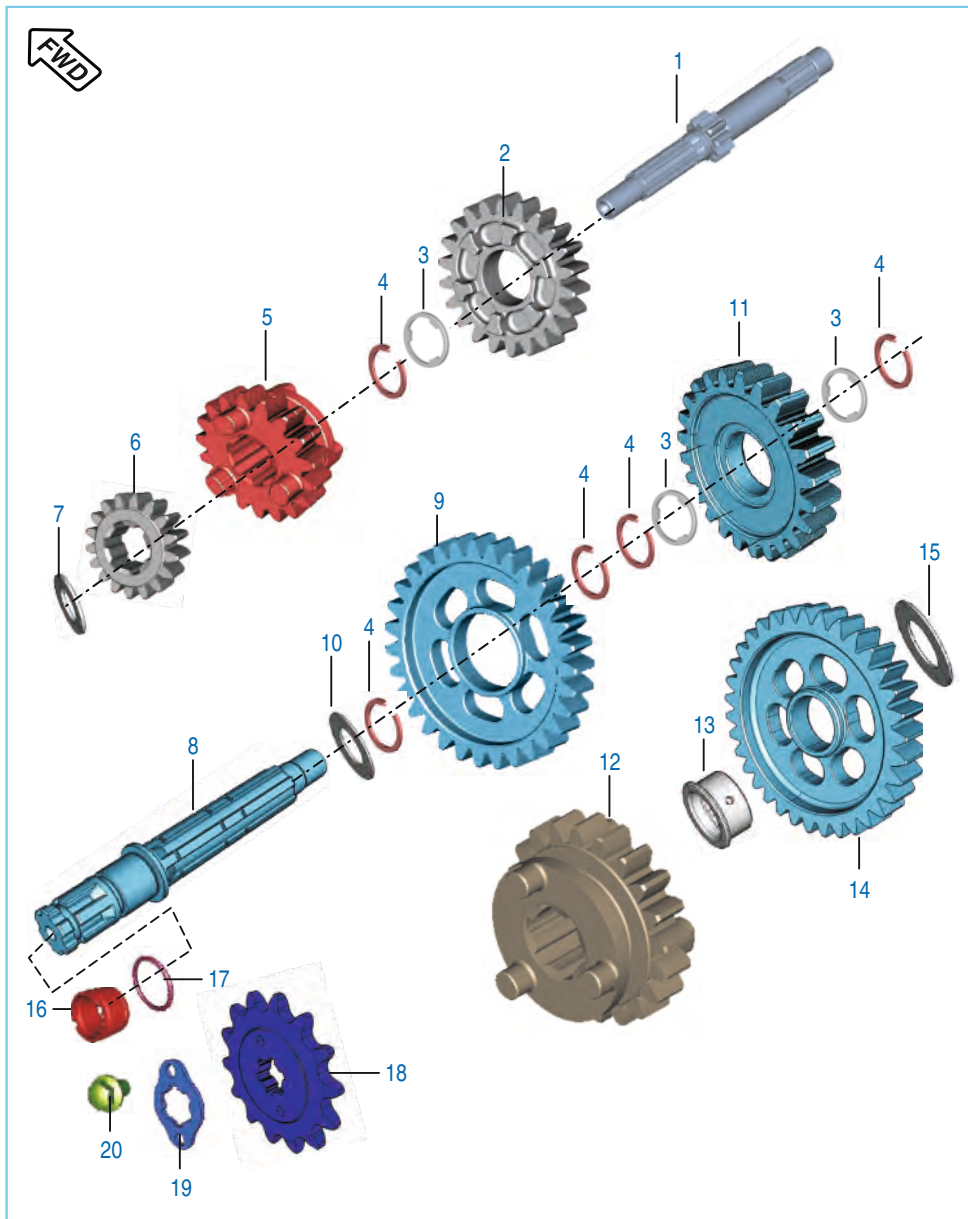
Brand ID: 001MC656

Crankshaft



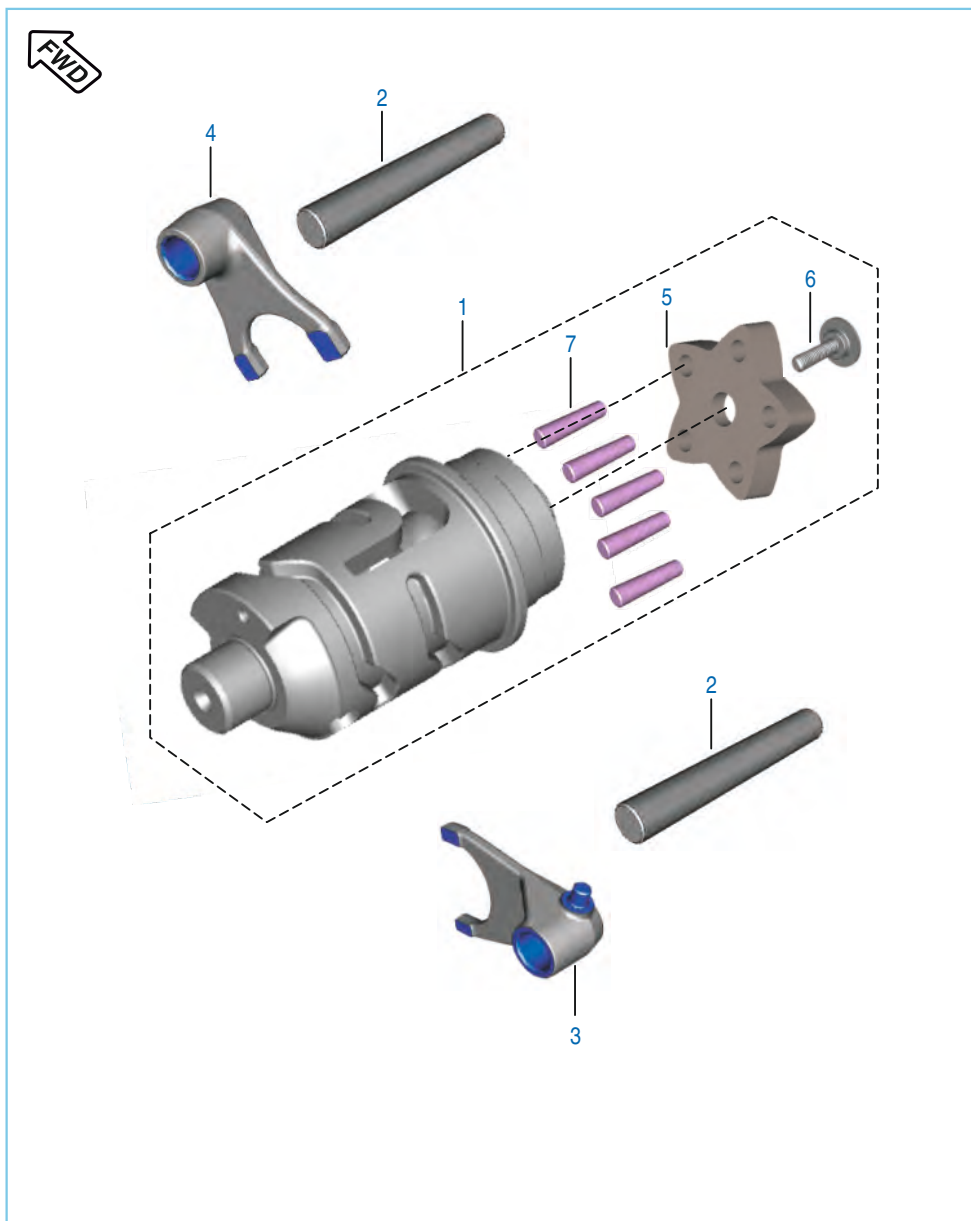
No.	Part No.	Description	Qty.	Remarks
1	PA 5310 25	Crankshaft Assembly	1	
2	59 1500 14	Nut Flange	2	
2A	39 1864 20	Bearing Ball	2	
3	59 1200 03	Washer Belleville	2	
4	59 1100 08	Washer	1	
5	JA 5310 15	Pin(C/S Plunger)	1	
6	31 1011 73	Key -Woodruff	1	
7	DS 1011 54	Key	1	
8	JA 5310 12	Spring	1	
9	JB 5310 21	Plunger Oil Crankshaft	1	

Transmission



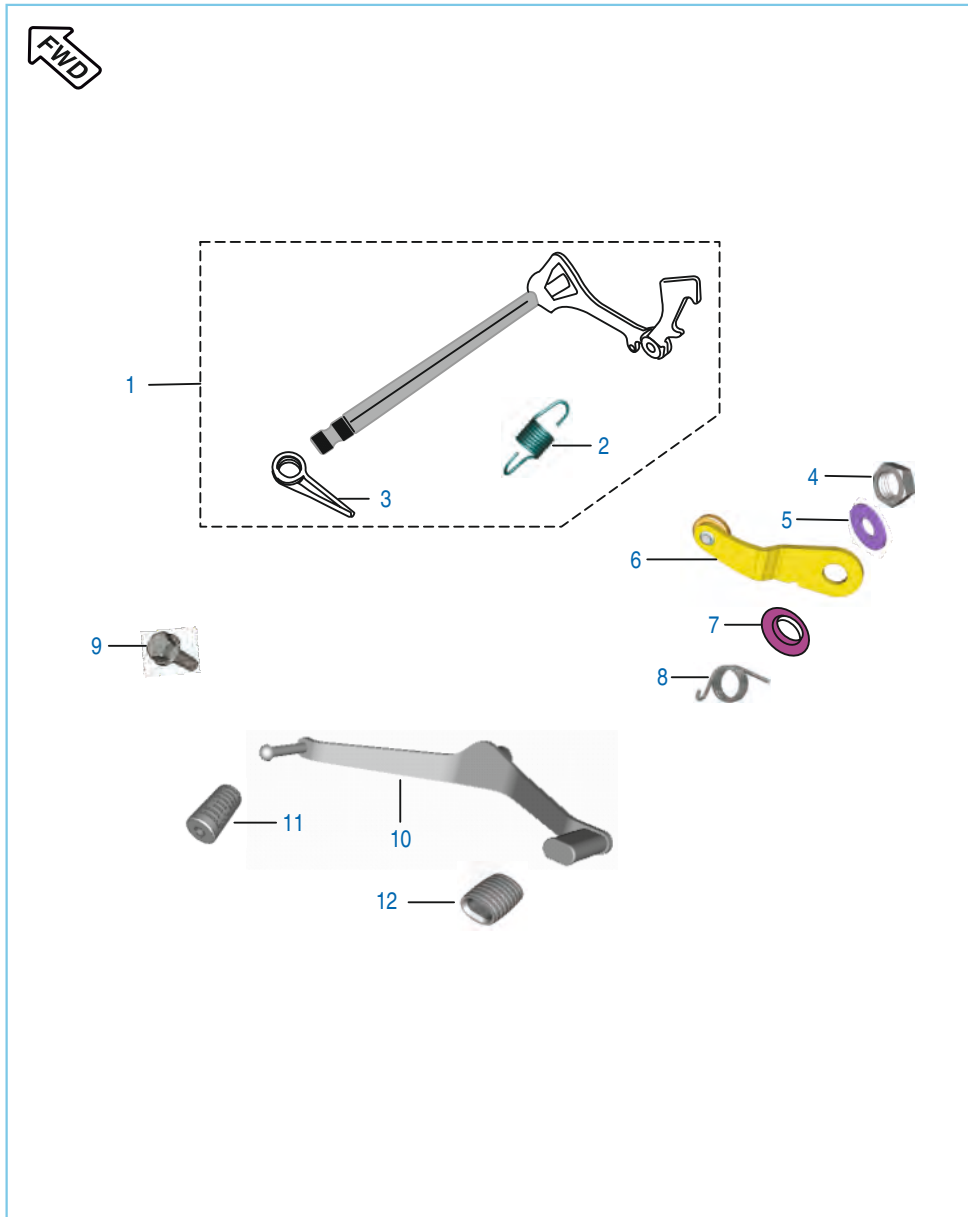
No.	Part No.	Description	Qty.	Remarks
1	PA 5510 02	Shaft Input	1	
2	PA 5512 07	Gear 4th Drive	1	
3	JA 5510 02	Spline Washer	3	
4	39 0987 17	Ring - Snap	5	
5	PF 5512 01	Gear 3rd Drive	1	
6	PF 5512 00	Gear 2nd Drive	1	
7	JA 5510 04	Washer Thrust 2nd Drive	1	
8	PF 5510 03	Shaft Output	1	
9	PF 5512 03	Gear 2nd Driven	1	
10	PF 5512 06	Washer Gear 2nd Driven	1	
11	PF 5512 04	Gear 3rd Driven	1	
12	PA 5512 06	Gear 4th Driven	1	
13	JZ 5512 05	Bush 1st Driven	1	
14	PA 5512 05	Gear 1st Driven	1	
15	JA 5510 08	Washer Thrust	1	
16	JA 5510 09	Collar Sprocket Drive	1	
17	59 2100 24	'O' Ring	1	
18	JB 5510 00	Sprocket Output	1	
19	DU 1012 13	Plate Lock-sprocket output	1	
20	39 1981 04	Bolt Flanged	2	

Change Drum / Shift Fork



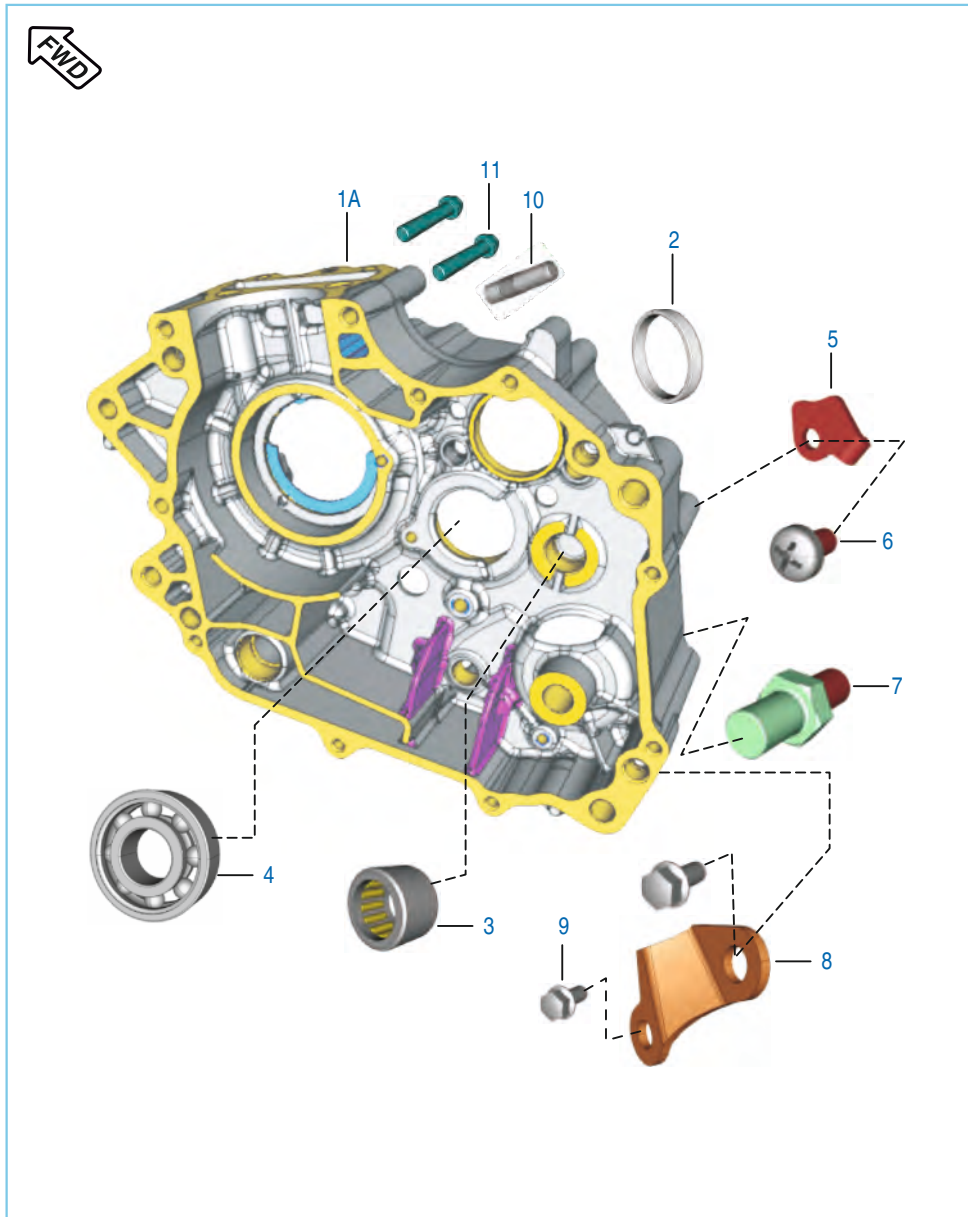
No.	Part No.	Description	Qty.	Remarks
1	PA 5610 05	Assly Drum Gear Shift	1	
2	PF 5610 02	Shaft Gear Fork Shift	2	
3	JD 5610 04	Fork Gear Shift Output	2	
4	JZ 5610 02	Fork Input Disco-H	1	
5	JA 5610 02	Cam Drum Change	1	
6	JD 5610 11	Special bolt	1	
7	39 0992 06	Dowl	5	

Gear Change Mechanism



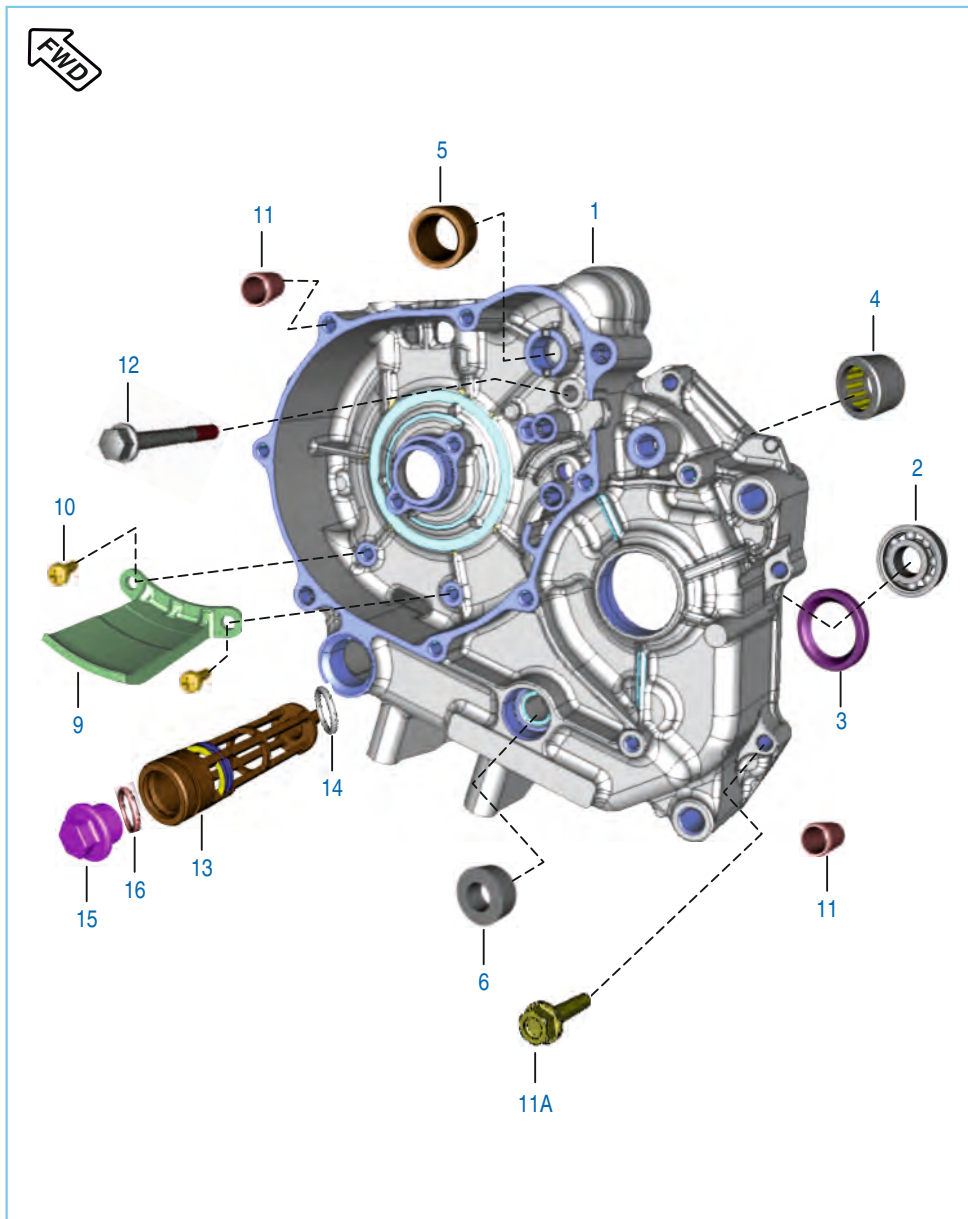
No.	Part No.	Description	Qty.	Remarks
1	PF 5612 00	Lever Comp Gear Shift	1	
2	JW 5612 06	Extension Spring	1	
3	JW 5612 08	Spring Gear Shift Return	1	
4	39 0817 15	Nut - Hexagon	1	
5	39 2704 11	Washer (Spring Steel)	1	
6	JA 5612 07	Inhibitor Comp. Gear Shift	1	
7	JA 5612 09	Step Washer	1	
8	JA 5612 08	Spring (Inhibitor)	1	
9	39 2453 04	Bolt - Flange : M6	1	N.S
	39 1902 04	Bolt - Flange : M6	1	alt for 39245304
10	PA 5614 02	Gear Shift Lever	1	Without Damper
11	DH 1015 09	Damper	1	
12	DG 1013 39	Damper	1	

Engine Assembly / Crankcase RH



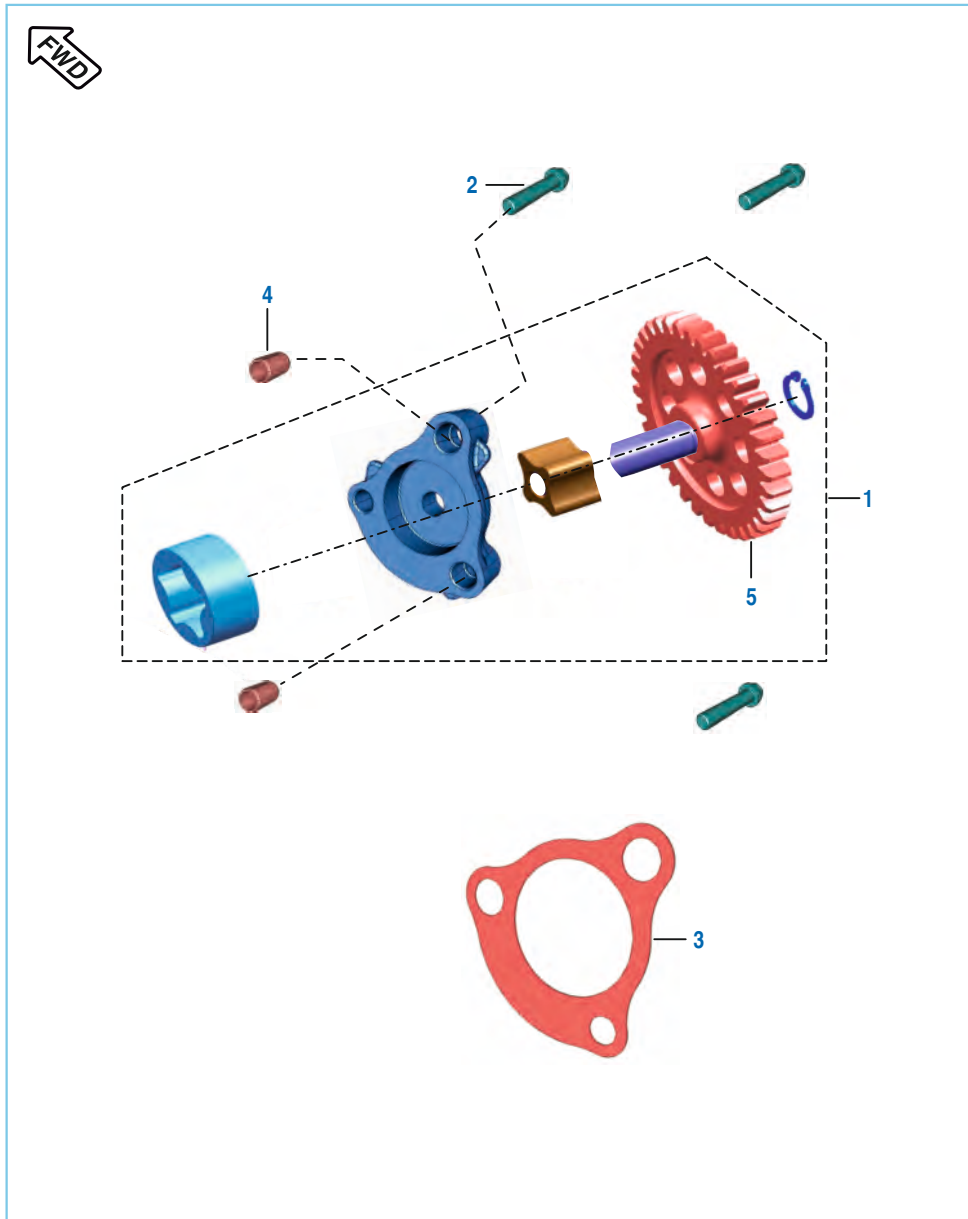
No.	Part No.	Description	Qty.	Remarks
1	PA 5010 19	Engine Assly	1	
1A	36 PA01 45	Assly C'Case RH	1	Ref. Page No. 98
2	PF 5410 18	Bushing Drum	1	
3	JA 5410 11	Needle Roller Bearing	1	HK1212
4	59 2000 36	Bearing - Ball 6203 HN3 C3	1	
5	JA 5410 10	Stopper plate input bearing	1	
6	DH 1013 80	Screw - Pan Pre-coated	1	(M6X12)-39
7	JA 5410 14	Bolt Shift Change	1	N.S
	25 Ja00 29	Bolt Shift Change	1	alt for JA 5410 14
8	JA 5410 12	Guide Kick	1	
9	39 1964 04	Bolt Flange	2	
10	52 JA00 27	Stud (JA541015) Pre-coated	1	
11	JA 5412 35	Bolt	2	

Crankcase LH



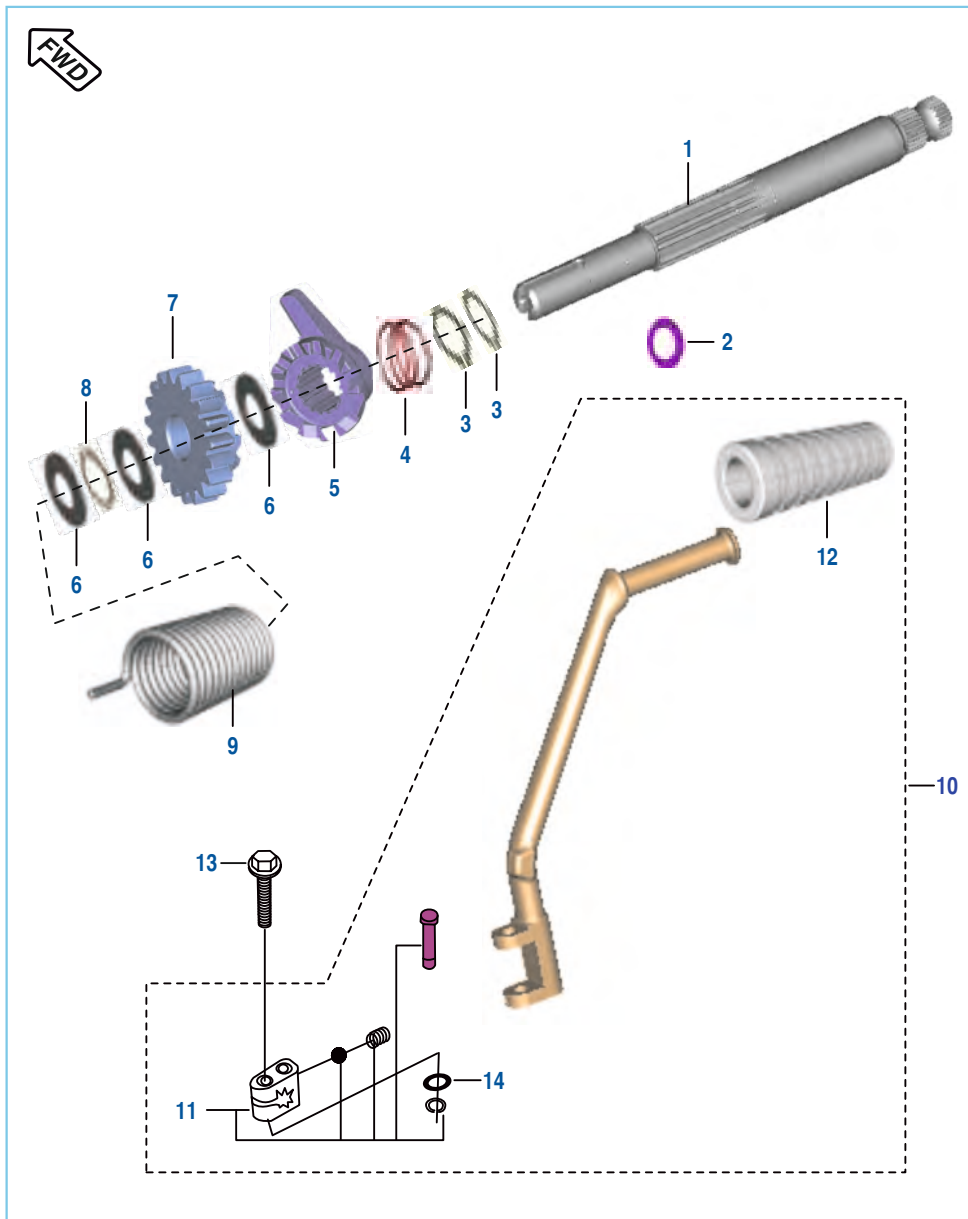
No.	Part No.	Description	Qty.	Remarks
1	36 PA01 46	Assly C' Case LH	1	Refer Page No. 100
2	59 2000 36	Ball Bearing	1	
3	39 1715 19	Seal - Oil	1	
4	39 2562 20	Bearing - Needle Roller	1	13X19X12
5	JA 5410 05	Bush Bendix	1	
6	39 2190 19	Seal - Oil	1	
7	31 2010 81	Switch - Neutral	1	N.I.
8	DH 1012 64	Neutral Switch AL Washer	1	N.S
	DH 1017 84	Neutral Switch AL Washer	1	alt for DH101264
9	JA 5410 34	Stopper Gear Starter-	1	
10	39 0747 01	Screw Pan Cross - M6	1	
11	39 0999 06	Pin - Hollow Dowel	4	
11A	59 0400 38	Bolt Flange	6	
12	39 1759 04	Bolt - M6 X 55	1	
13	JG 5710 24	Mesh Oil Filter Assy_G2	1	With 'O' ring
14	LJ A000 04	'O' ring-Strainer	1	
15	JA 5410 21	Cap Strainer	1	
16	59 2100 23	'O' ring Cap Strainer	1	

Oil Pump



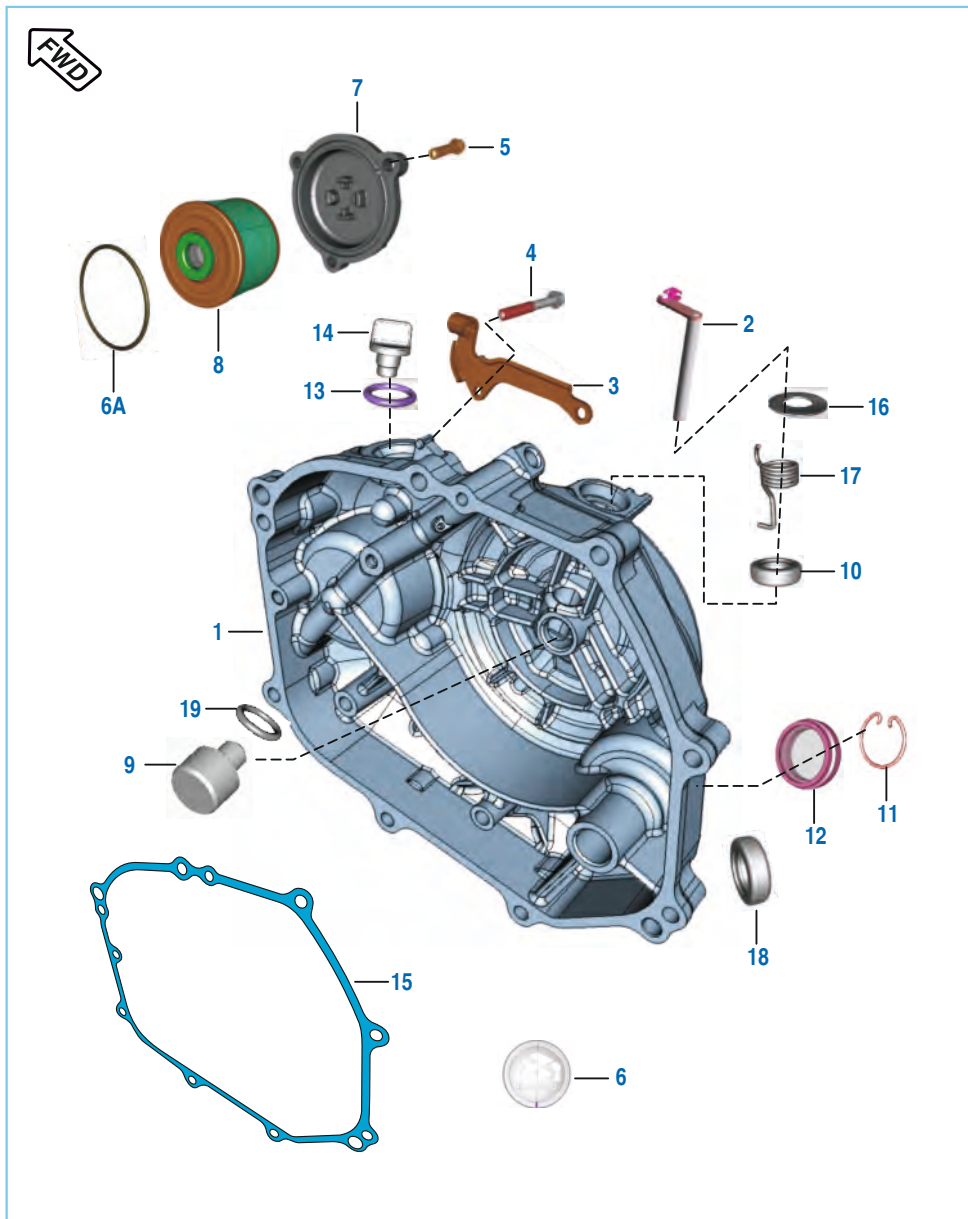
No.	Part No.	Description	Qty.	Remarks
1	JB 5710 00	Assembly Oil Pump	1	
2	FD 1010 78	Screw Pan Cross :	3	Pre-Coated
3	JA 5410 16	Gasket Case Oil Pump	1	
4	39 0999 06	Pin Dowel	2	
5	JB 5710 06	Gear Oil Pump Driven	1	

Kick Starter Mechanism



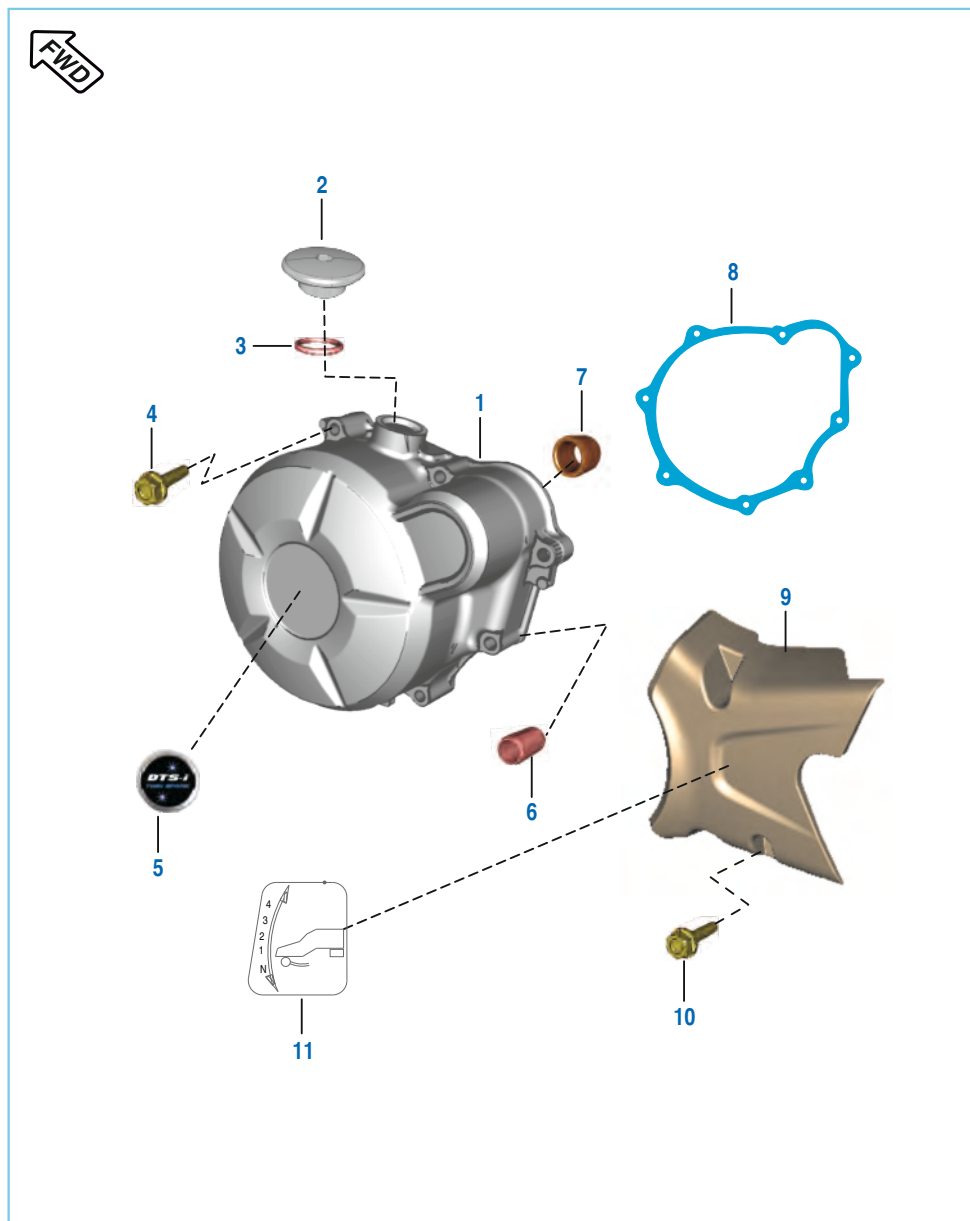
No.	Part No.	Description	Qty.	Remarks
1	JA 6210 01	Kick Shaft	1	
2	JA 6210 06	Washer Thrust	1	
3	39 0738 17	Circlip	2	
4	DS 1011 17	Spring Kick Starter Ratchet	1	
5	JA 6210 02	Ratchet	1	
6	39 0993 11	Washer Plain	3	
7	PA 6210 05	Assly Gear Starter Pinion	1	
8	39 2408 17	External Circlip	1	
9	JE 5410 08	Spring Kick Return	1	
10	JA 6212 01	Assembly Kick Lever	1	
11	36 DU10 07	Kit Boss Kick Lever	1	Refer Page No. 98
12	DD 1010 97	Damper	1	
13	JA 6212 06	Bolt	1	
14	22 1502 41	Plain Washer	1	

Cover Clutch



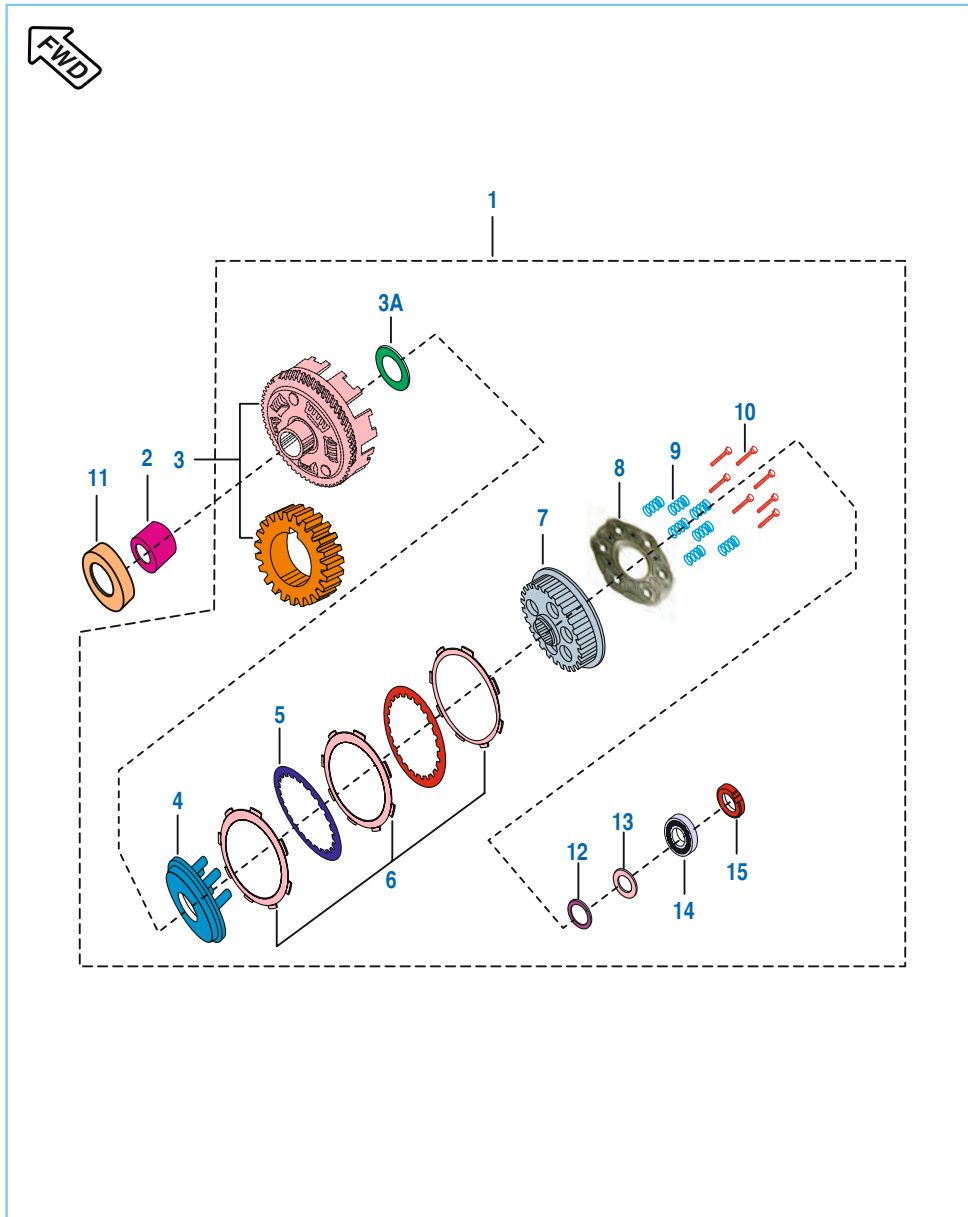
No.	Part No.	Description	Qty.	Remarks
1	36 PA00 99	Kit Assly Clutch Cover	1	Refer Page No. 97 N.S
	PA 5412 08	Kit Assly Clutch Cover	1	Alternate
2	JW 5410 05	Shaft Clutch Release Assly	1	
3	PA 5412 24	Bracket Clutch Cable	1	
4	59 0400 38	Bolt - Flange : M5	8	
5	JA 5210 19	Bolt	3	N.S
	39 1673 04	Bolt	3	alt for JA 5210 19
6	JE 5412 31	Decal Clutch Cover	1	
6A	39 1671 21	Ring - 'O'	1	
7	JZ 5412 14	Cap Filter	1	
8	DD 1211 81	Element Oil Filter	1	
9	PA 5514 05	Rod-Push	1	
10	39 1041 19	Seal - Oil	1	
11	DS 1012 15	Clip - Wire	1	
12	DG 1014 18	Gauge	1	
13	JA 5412 25	O Ring Cap Oil Filler	1	
14	JA 5412 11	Cap Oil Filler	1	
15	JA 5412 12	Gasket Clutch Cover	1	
16	JA 5412 36	Plain Washer (12.5X24X0.8)	1	
17	JA 5412 37	Spring Torsion Cl. Cover	1	
18	30 1011 42	Seal - Oil (Kick Shaft)	1	
19	39 1561 21	Ring 'O'	1	

Cover Magneto



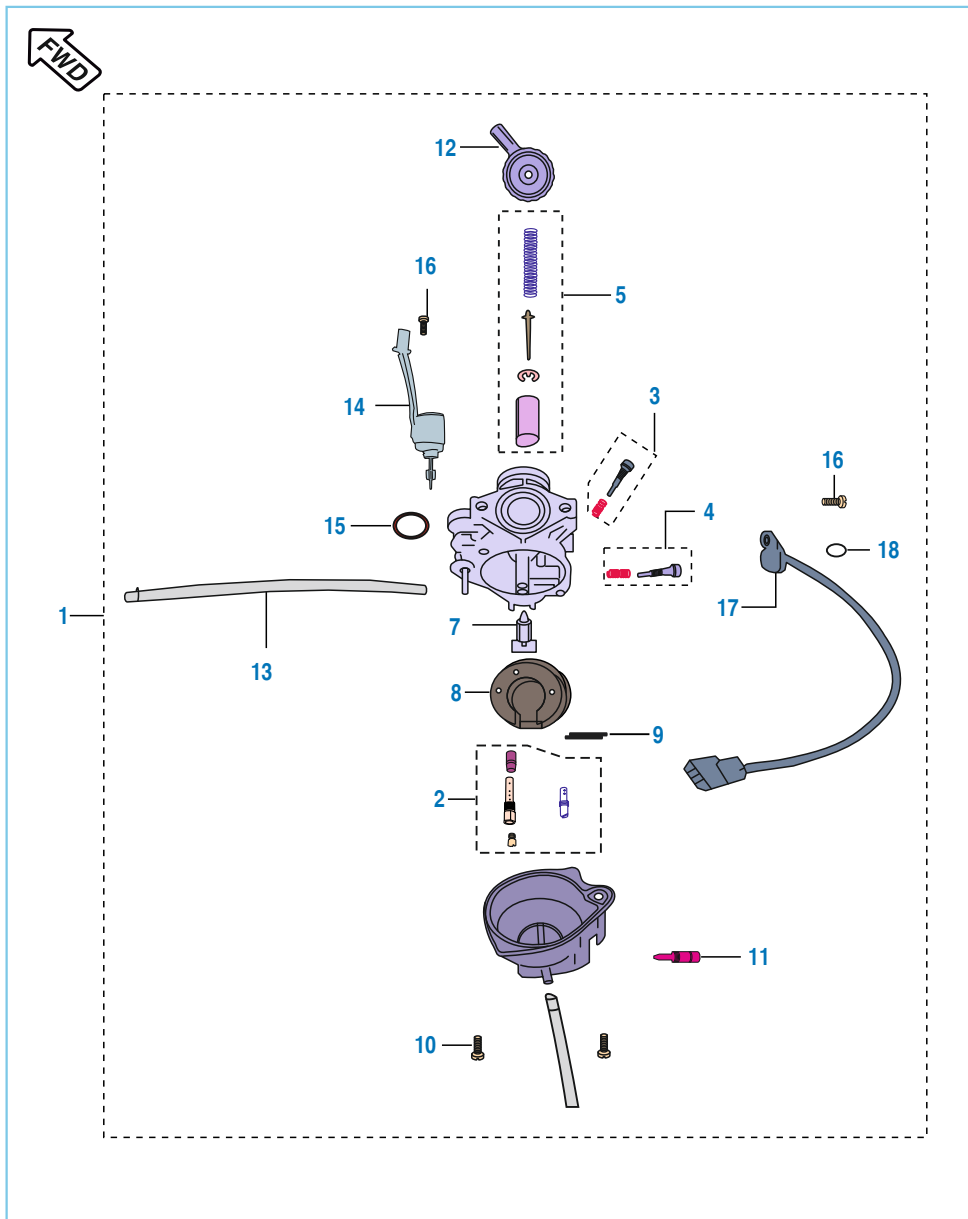
No.	Part No.	Description	Qty.	Remarks
1	JE 5412 33	Assly Cover Magneto	1	Refer page no. 98
2	JA 5412 33	Cap TDC finder	1	
3	30 1011 95	'O' ring	1	
4	JA 5410 44	Bolt - Flanged : Small	8	
5	JE 5412 30	Label Mag Cover	1	
6	39 0999 06	Dowl	2	
7	JA 5410 05	Bush Bendix	1	
8	JA 5412 05	Gasket Magneto Cover	1	
9	PA 5412 17	Cover RR assly	1	Cover+Gear Shift Label
10	59 0400 38	Flange bolt	2	
11	PA 5412 13	Gear Shift Label	1	

Clutch Assly



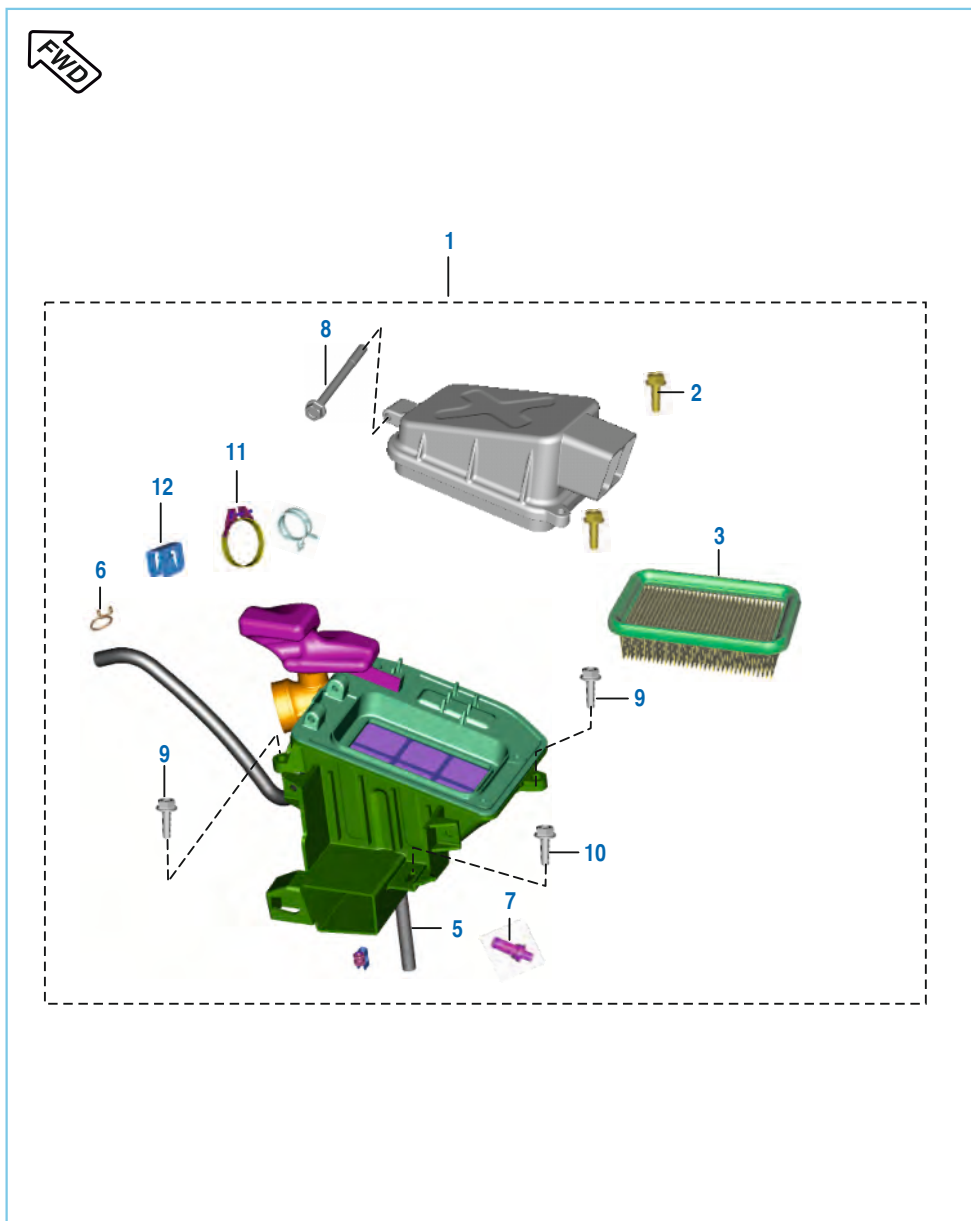
No.	Part No.	Description	Qty.	Remarks
1	JB 5514 10	Assembly Clutch	1	
2	JA 5514 06	Collar Clutch	1	
3	36 PA00 06	Kit Primary Drive & Driven	1	
3A	39 2600 11	Washer - Plain	1	
4	JB 5514 08	Wheel Clutch	1	
5	30 1010 96	Plate Cutch	4	
6	36 JE00 24	Kit Friction Plate	1	Refer Page No. 97
7	JB 5514 11	Hub Clutch	1	
8	JB 5514 12	Clutch Holder	1	N.S
	JB 5514 06	Clutch Holder	1	alt for JB551412
9	28 1012 14	Compression Spring	6	
10	39 0980 04	Flange Bolt	6	
11	JD 5514 00	Spacer Clutch Assembly	1	
12	JA 5514 20	Washer Plain	1	
13	JE 5514 09	Washer Belleville	1	
14	39 1001 20	Bearing - Ball	1	
15	JA 5310 07	Nut Crankshaft M14	1	N.S
	52 JA00 28	Nut Crankshaft M14	1	alt for JA531007

Carburetor Assembly



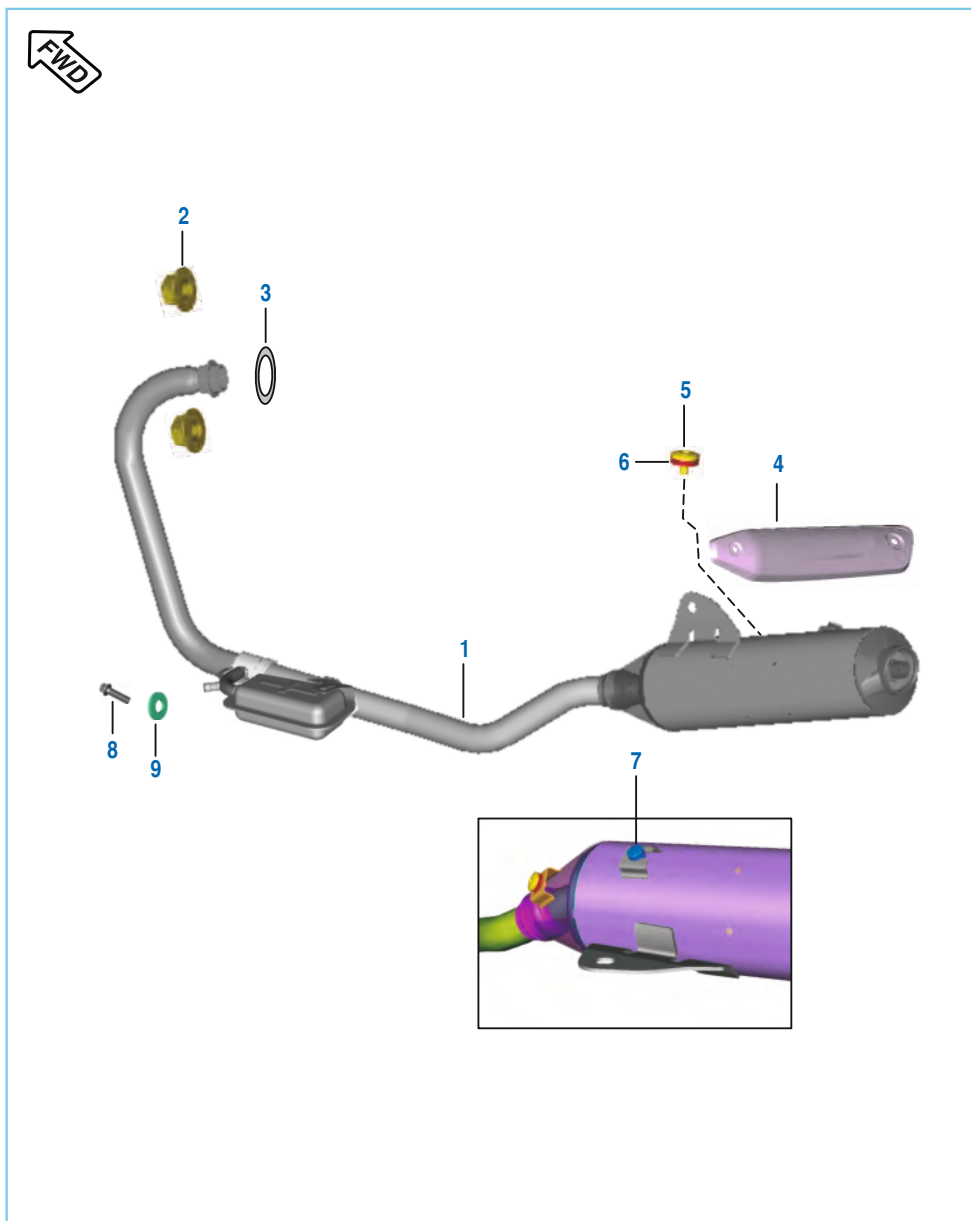
No.	Part No.	Description	Qty.	Remarks
1	PA 5812 28	Assembly Carburetor	1	
	PA 5812 29	Assembly Carburetor	1	From 22.05.2014
2	36 PA01 25	Kit Carb Jet	1	Refer Page No. 99
3	36 PA01 26	Kit Carb Air Screw / Slow Jet	1	Refer Page No. 99
4	36 PA01 06	Kit Carb Idling Screw	1	Refer Page No. 99
5	36 PA01 27	Kit Carb Throttle Valve	1	Refer Page No. 99
6	36 PA01 08	Kit O Ring & Gasket	1	Refer Page No. 99
7	JB 5812 29	Valve Comp Float	1	
8	JB 5812 30	Float	1	
9	JB 5812 56	Arm Pin Float	1	
10	JB 5812 32	Screw Float Chamber	2	
11	JB 5812 60	Drain Screw	1	
12	JB 5812 37	Adjuster Cable	1	
13	JB 5812 58	Tube Air Vent	1	
14	JB 5812 55	Solenoid Assembly	1	
15	JB 5812 47	O-Ring Solenoid	1	
16	JB 5812 48	Screw - Washer	1	(TPS & Solenoid)
17	JB 5812 02	Sensor Throttle Position	1	
18	JB 5812 04	O-Ring TPS	1	

Air Cleaner Complete



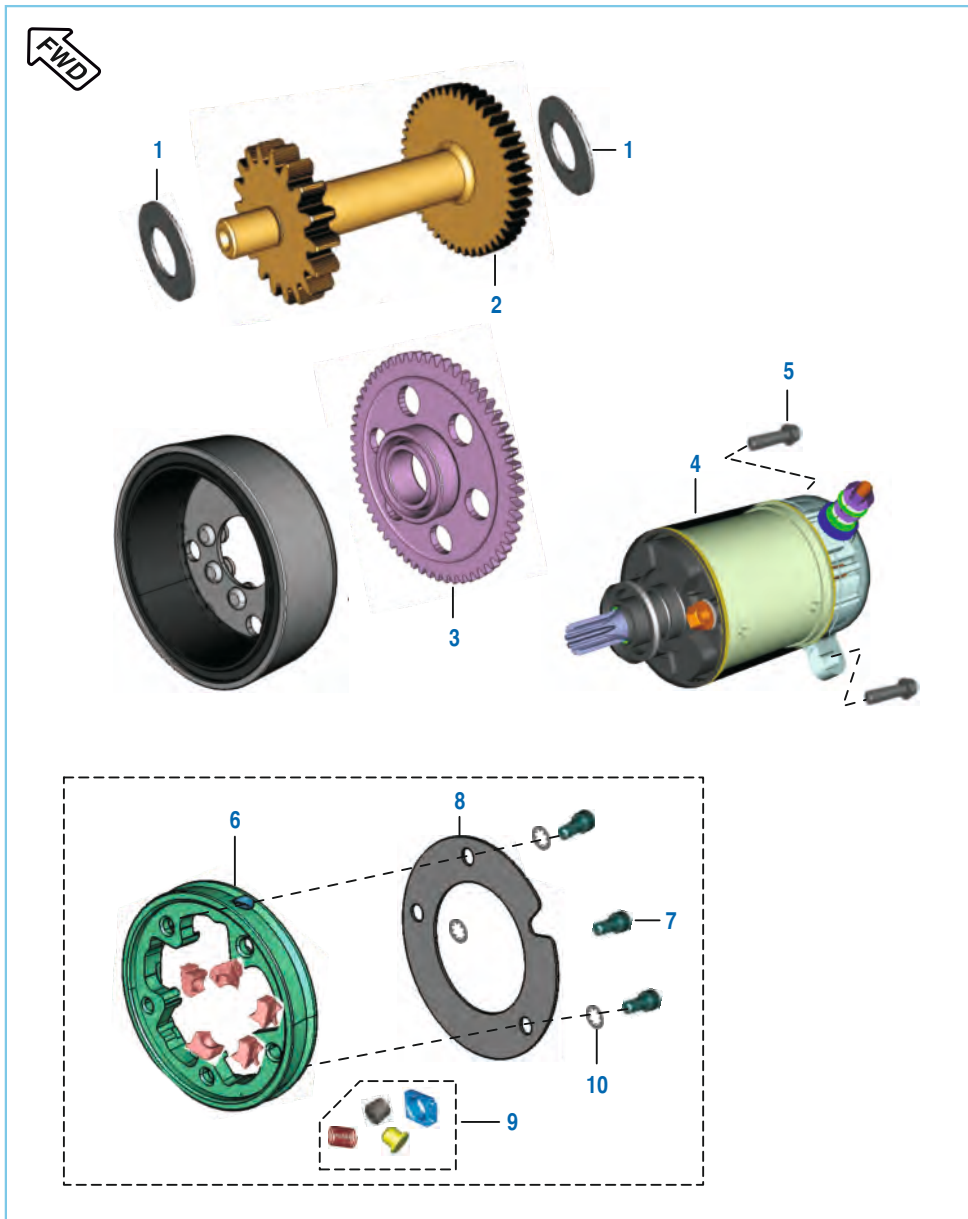
No.	Part No.	Description	Qty.	Remarks
1	PA 5810 39	Assembly Air Filter	1	
2	KA DA06 18	Bolt Flange	2	
3	PA 5810 29	Element Air Filter	1	
4	PA 5810 34	Hose Breather	1	
5	JZ 5810 25	Drain Tube	1	
6	DG 1210 25	Clip	2	N.S
7	DS 1211 26	Pug	1	
8	KA DD06 70	Bolt Flange M6 X 70	1	
9	LA D000 70	Bolt Stepped	2	
10	LA D000 53	Bolt Flange	1	
11	DH 1210 38	Clamp	1	
12	PA 5810 33	Clip Resonator	1	

Silencer Assembly



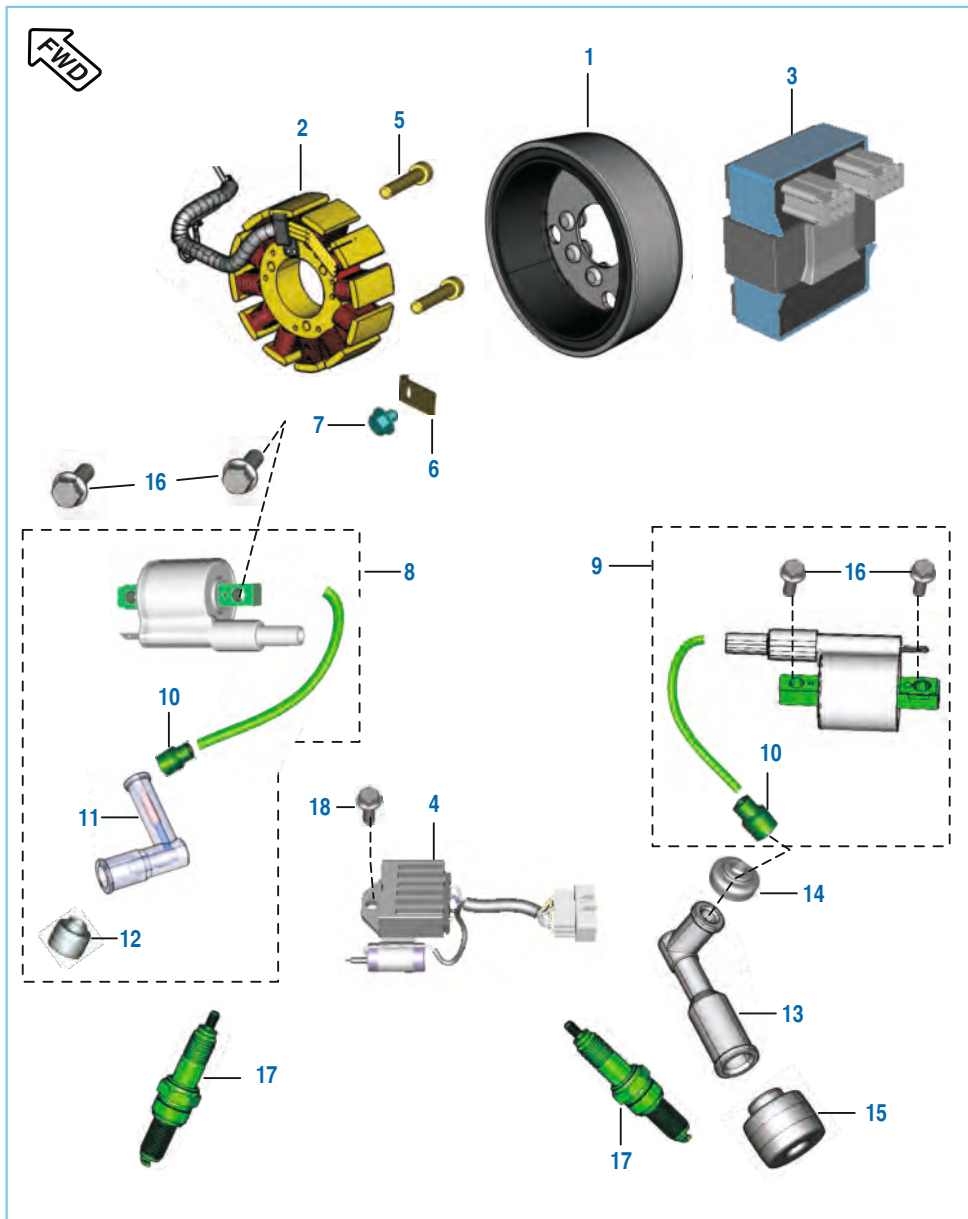
No.	Part No.	Description	Qty.	Remarks
1	YP A130 12	Kit Assly Silencer W/O Shields	1	
2	JA 5910 40	Nut - U	2	
	39 2295 15	Nut - U	2	alt for JA591040
3	JE 5910 02	Gasket Exhaust	1	
4	PA 5911 20	Shield Muffler	1	
5	DH 1013 95	Truss Screw	2	N.S
6	DH 1013 01	Seal Shield Muffler	2	
7	JW 5910 30	Grommet Shield	1	
8	DK 1016 10	Bolt M5	1	
9	39 2492 11	Plain Washer	1	

Starter Assembly



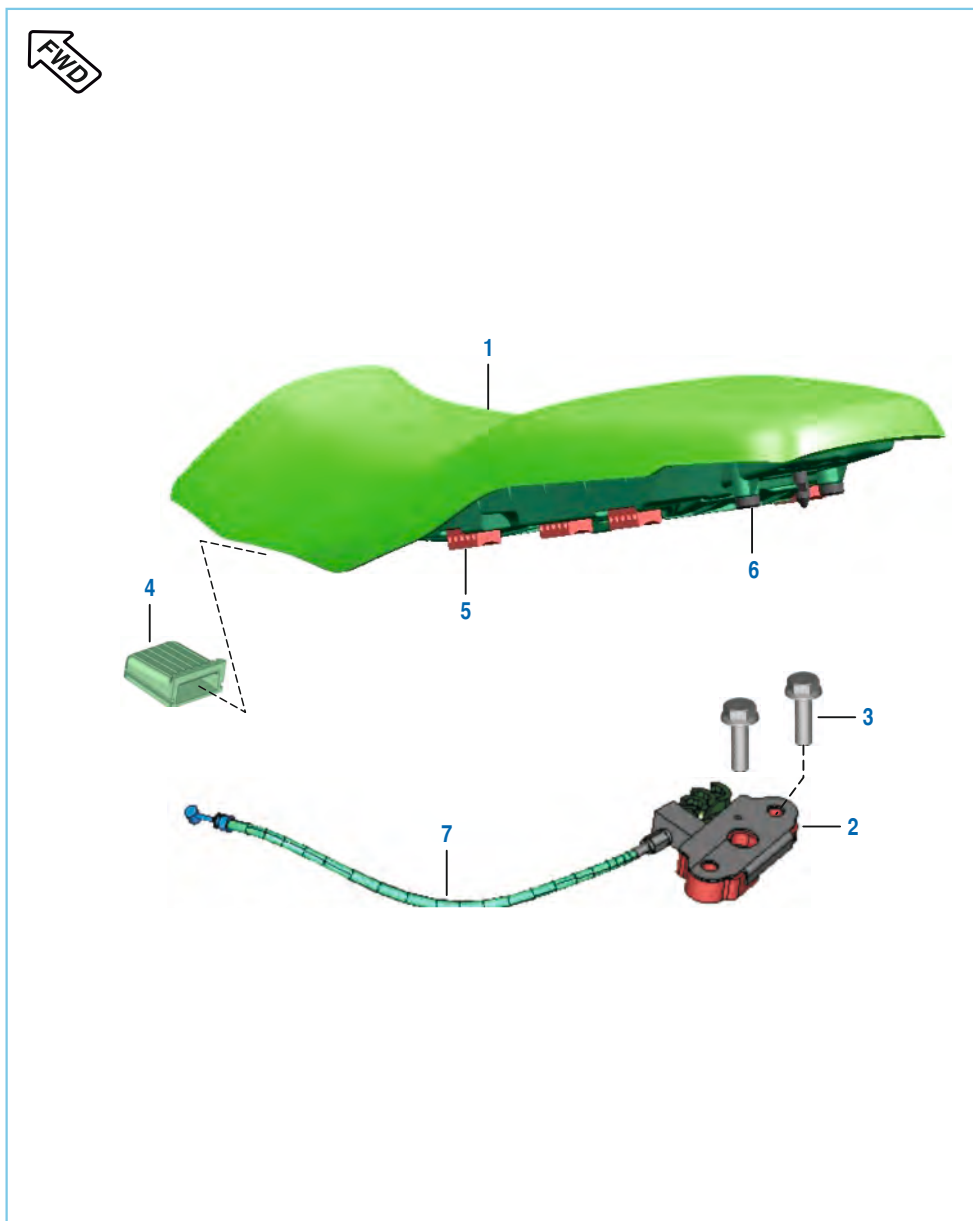
No.	Part No.	Description	Qty.	Remarks
1	JA 6214 02	Washer(Thk 0.4)	2	
2	JA 6214 06	Drive Assly.	1	
3	JA 6214 10	Gear Starter Clutch	1	
4	JA 3516 00	Starter Motor Assly.	1	
5	LA D000 11	Bolt Flange	2	
6	JA 6214 14	Body starter Clutch	1	
7	DH 1013 82	Bolt	3	N.S
	39 0972 04	Bolt	3	alt for DH 1013 82
8	DH 1017 81	Plate Roller Clutch	1	
9	36 JZ00 08	Starter Clutch Repair Kit	1	Refer Page No. 97
10	39 0849 14	Washer	3	

Magneto, CDI & H.T. Coil



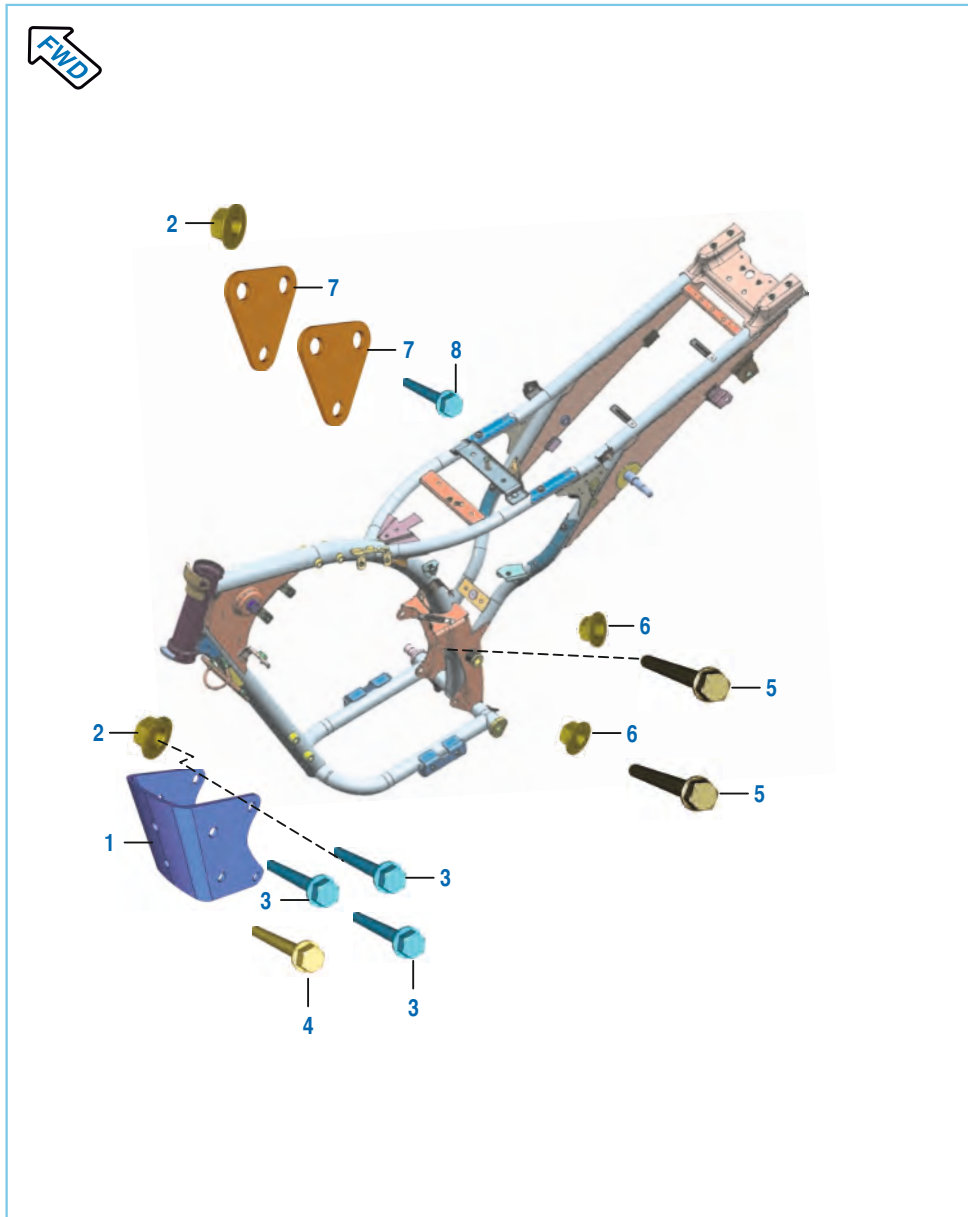
No.	Part No.	Description	Qty.	Remarks
1	PA 3510 18	Rotor Assly	1	
2	JE 3510 05	Stator assly	1	
3	PA 3512 15	CDI	1	
	PA 3512 17	CDI	1	From 22.05.2014
4	JF 4020 00	RR Unit With Capacitor	1	
5	39 1675 04	Flange bolt	2	N.S
	35 1674 04	Flange bolt	2	alt for 39167504
6	JA 5410 28	Lock Plate	1	
7	DH 1013 80	Pan Head Screw	3	
8	PA 3512 10	Coil HT LH	1	
9	PA 3512 12	Coil HT RH	1	
10	DD 1110 12	Grommet HT coil	2	
11	DD 1010 48	Spark Plug Cap LH	1	N.S
12	DD 1110 11	Grommet Spark Plug Cap LH	1	
13	DH 1110 15	Cap Spark Plug RH	1	
14	JD 3512 06	Grommet Sleeve Plug Cap RH	1	
15	DH 1110 13	Grommet Spark Plug Cap RH	1	
16	59 0400 14	Bolt Flanged M6X1	4	
17	CF 1110 19	Plug - Spark BOSCH :	2	UR4AC Or
	DD 1110 18	Plug - Spark Champion	2	PRZ9HC
18	KA DD06 14	Bolt Flange	1	Alt. no. 39 1940 04
19	KA Df06 20	Bolt- Regulator Mig	2	NI

Seat Assembly / Seat Lock



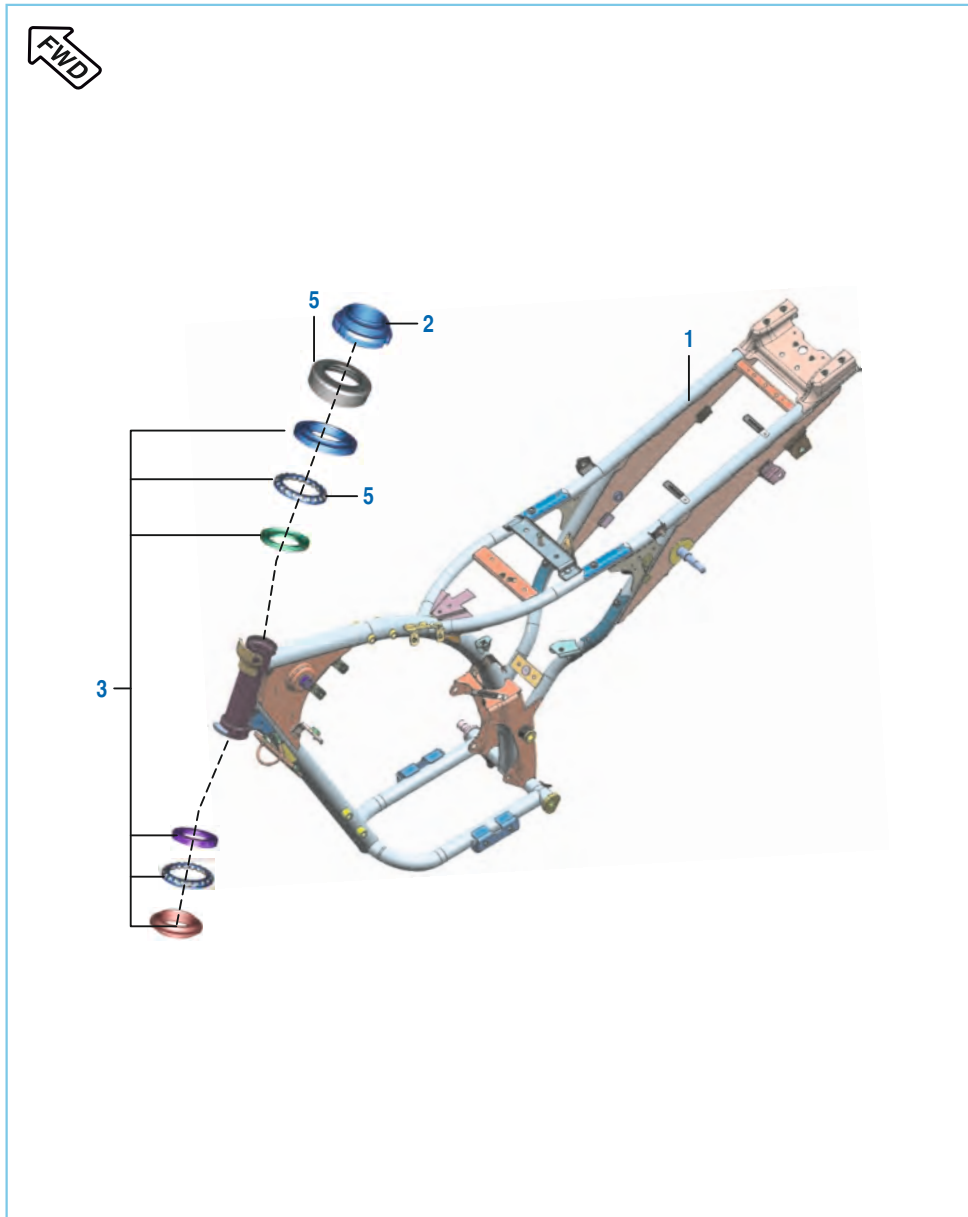
No.	Part No.	Description	Qty.	Remarks
1	PA 1910 05	Seat Assly. Comp	1	
2	PA 1612 11	Lock Assy. Seat	1	
3	39 1902 04	Bolt - Flanged : M6	2	
4	PA 1910 10	Damper Front	2	
5	JZ 1910 10	Damper For Seat	8	
6	JD 1910 06	Damper Rear For Seat	2	
7	PA 1612 07	Cable Seat Lock	1	

Engine Mountings



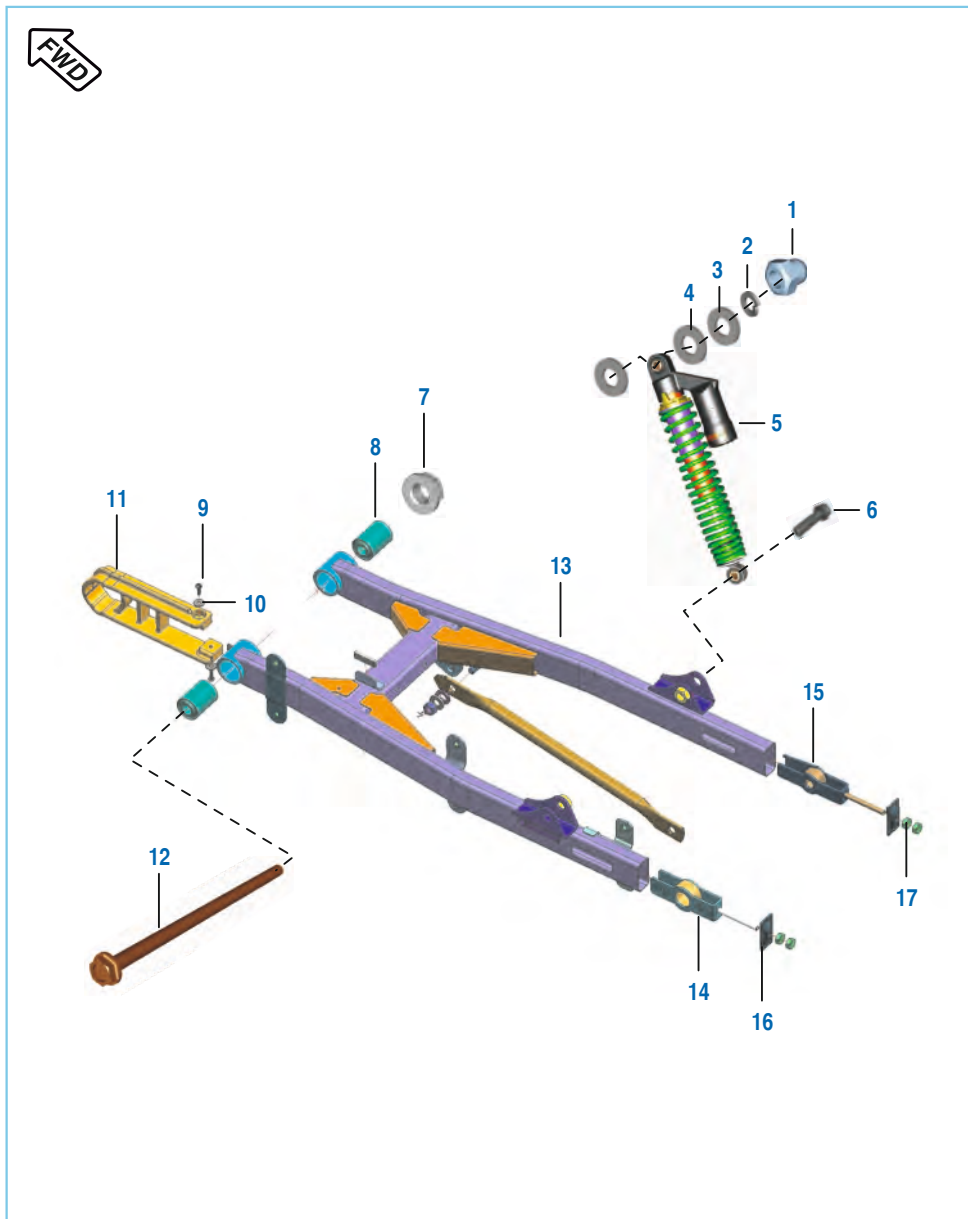
No.	Part No.	Description	Qty.	Remarks
1	PA 1134 10	Bracket Eng Mtg Front	1	
2	LC G000 01	Nut - Hex With Flange	5	
3	LA D000 02	Bolt Flange M8 L75	3	
4	LA D000 01	Bolt Flanged	1	
5	JA 1134 03	Flanged Bolt M10X110	2	
6	39 2723 15	Nut Flanged M10 Olive	2	
7	PA 1134 13	Bracket Eng Mtg Top LH	2	
8	LA D000 48	Bolt Flanged	3	M8 X 1.25P X 65 L

Frame and Frame Fittings



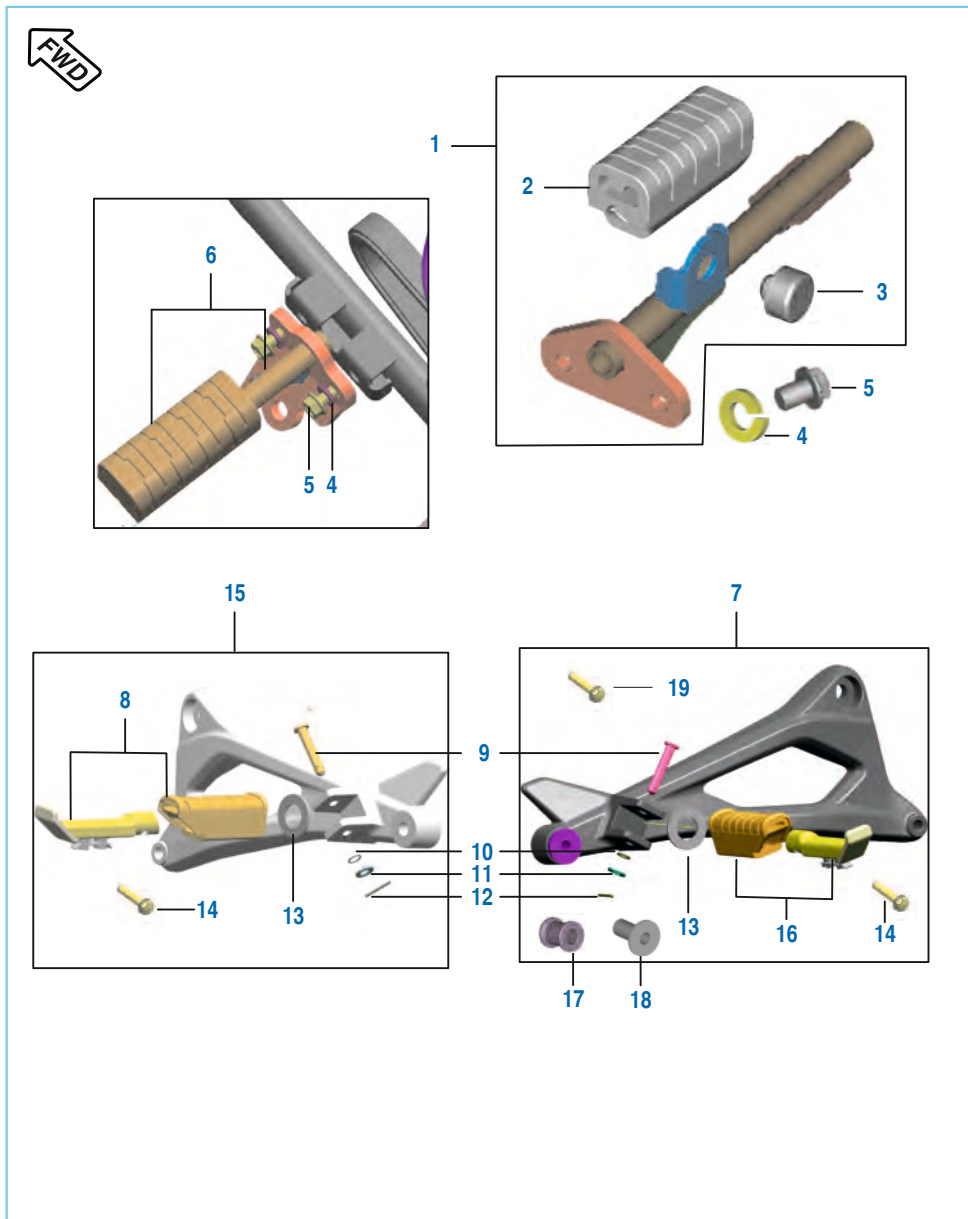
No.	Part No.	Description	Qty.	Remarks
1	PA 1112 46	Frame Assembly	1	
	PA 1112 40	Frame Assembly	1	
2	JZ 1510 84	Nut Steering	1	
3	36 PA01 44	Kit-Brg Race+Cone	1	Refer Page No. 98
4	DJ 1811 15	Cage Bearing - Steering	2	
5	JZ 1510 83	Cap Steering	1	
6	DK 2010 49	Clamp Harness Wiring	1	N.I.
7	36 0010 52	Grease Lithon RR3-10gm	1	N.I. N.S

Swing Arm / Rear Shock Absorber



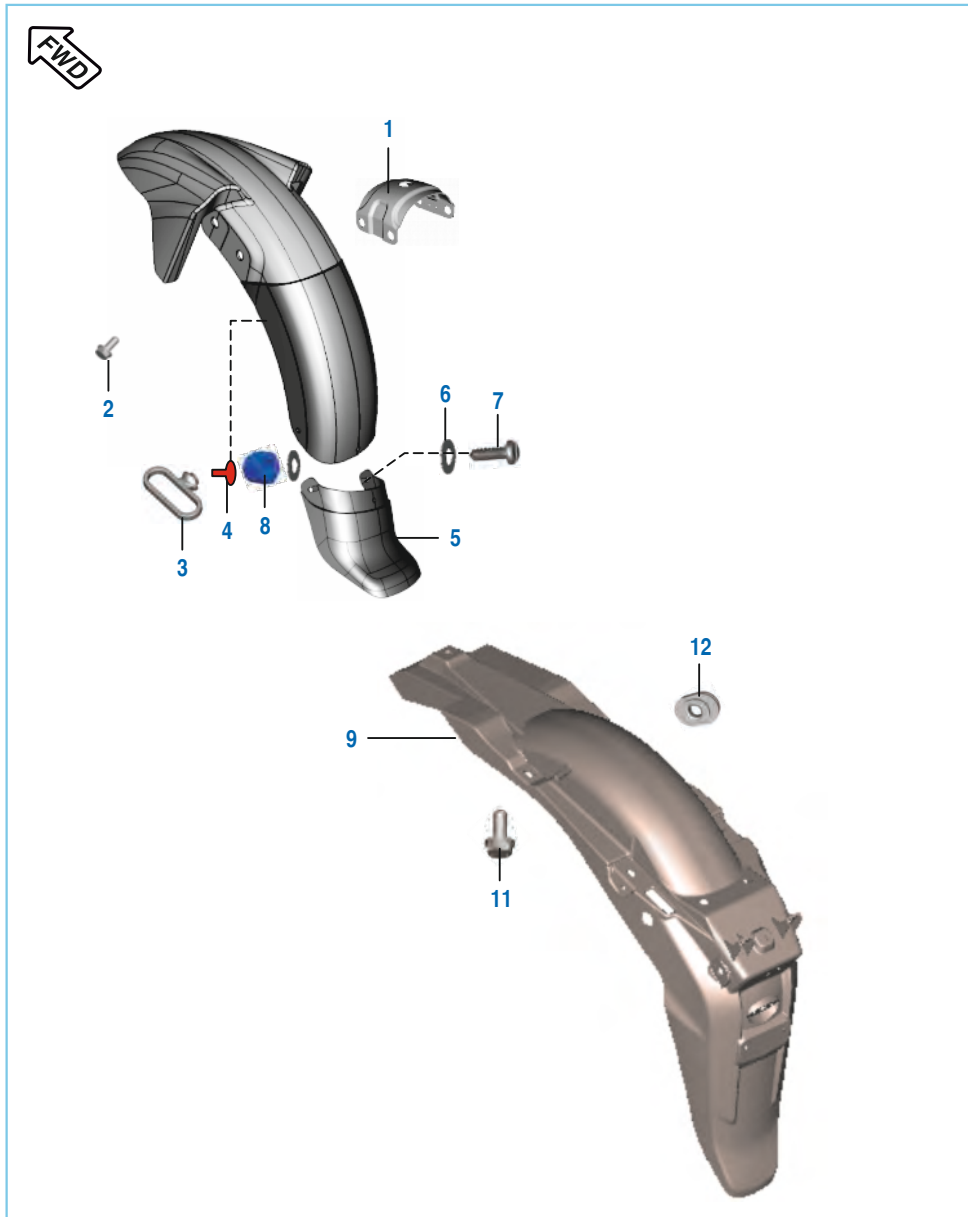
No.	Part No.	Description	Qty.	Remarks
1	JB 1220 09	Domed Cap Nut	2	
2	39 2726 12	Spring Washer	2	
3	JB 1220 11	Plain Washer	2	
4	JB 1220 10	Plain Washer	4	
5	PA 1220 26	Rear Shock Absorber	2	
6	JB 1220 16	Hex Bolt / Flange - M10	2	
7	39 1358 15	Flanged Nut	1	
8	DP 1710 06	Bush	2	
9	39 0553 02	Screw	2	
10	39 0454 11	Plain Washer	2	
11	PA 1220 29	Chain Slider	1	
12	JD 1220 02	Shaft Swing Arm	1	
13	PA 1220 28	Swing Arm Assly	1	
14	PA 1220 23	Adjuster Chain LH	1	
15	PA 1220 22	Adjuster Chain RH	1	
16	PA 1220 21	Plate Chain Adjuster	2	
17	39 0292 15	Hexagon Nut	4	

Rider Foot Rest



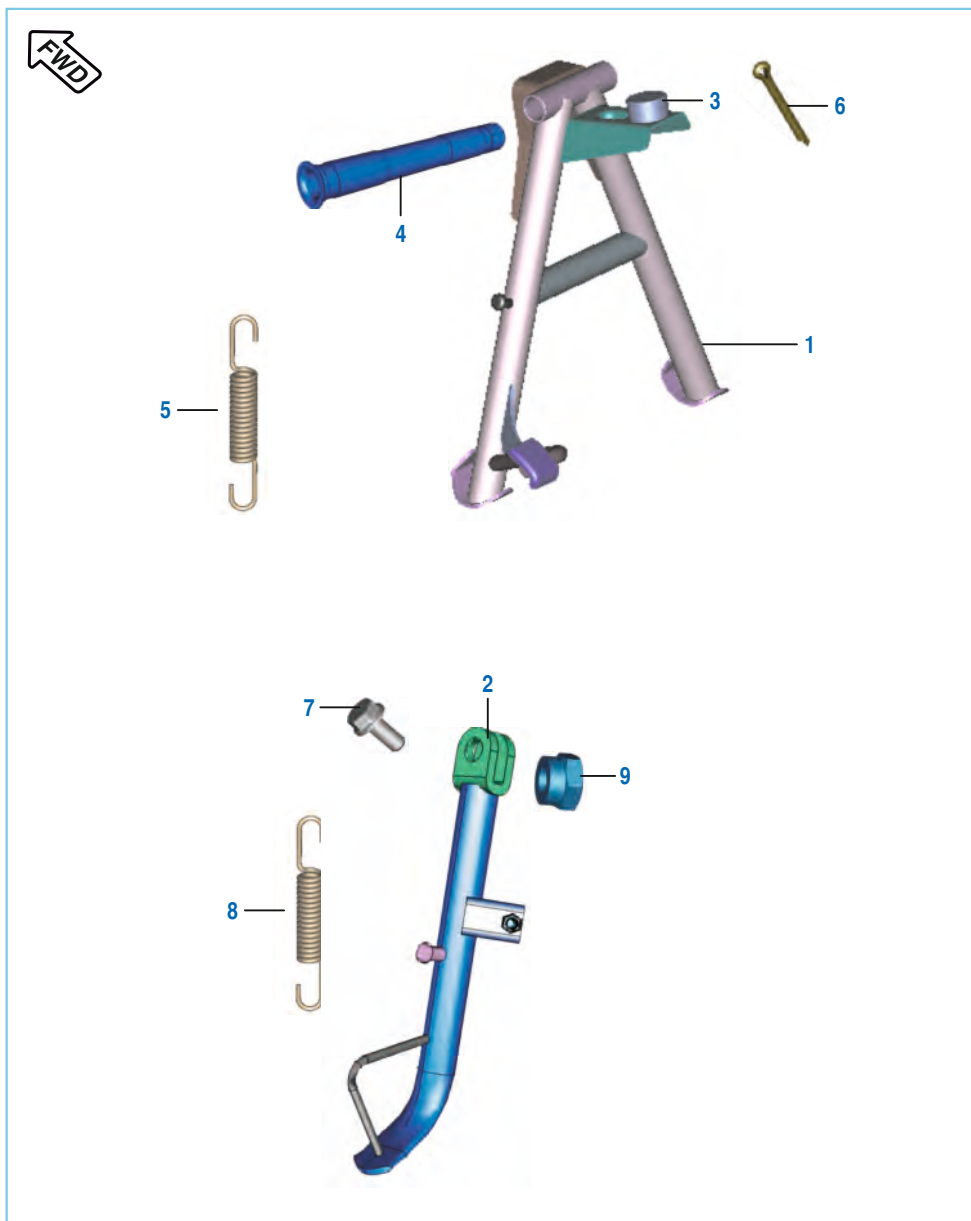
No.	Part No.	Description	Qty.	Remarks
1	PA 1130 24	Assly Main Step RH	1	
2	PA 1130 08	Rubber	2	
3	DG 1612 24	Damper	1	
4	KD CB08 16	Washer Spring	4	
5	KA DD08 22	Flange Bolt	4	
6	PA 1130 22	Assly Main Step LH	1	
7	PA 1130 38	Holder Step RH Assly	1	
	PA 1130 58	Holder Step RH Assly	1	Ref. Cir. IB-126
8	PA 1130 41	Assly Pillion Step LH	1	
9	DJ 1610 61	Pin	2	
10	30 1410 31	'O' Ring	2	
11	39 1040 11	Washer Plain	2	
12	39 0784 08	Pin Split	2	
13	DJ 1611 86	Washer	2	
14	39 1714 04	Bolt	2	N.S
	39 2582 04	Bolt	2	alt for 39171404
15	PA 1130 35	Holder Step LH Assly.	1	
16	PA 1130 40	Assly Pillion Step RH	1	
17	JZ 1130 42	Damper Silencer	1	
18	DJ 1612 78	Tube Silencer Mounting	1	
19	KA DF10 30	Bolt- Hex Flange	1	
	30 1850 04	Bolt- Hex Flange	1	Ref. Cir. IB-126

Mudguard - Front & Rear



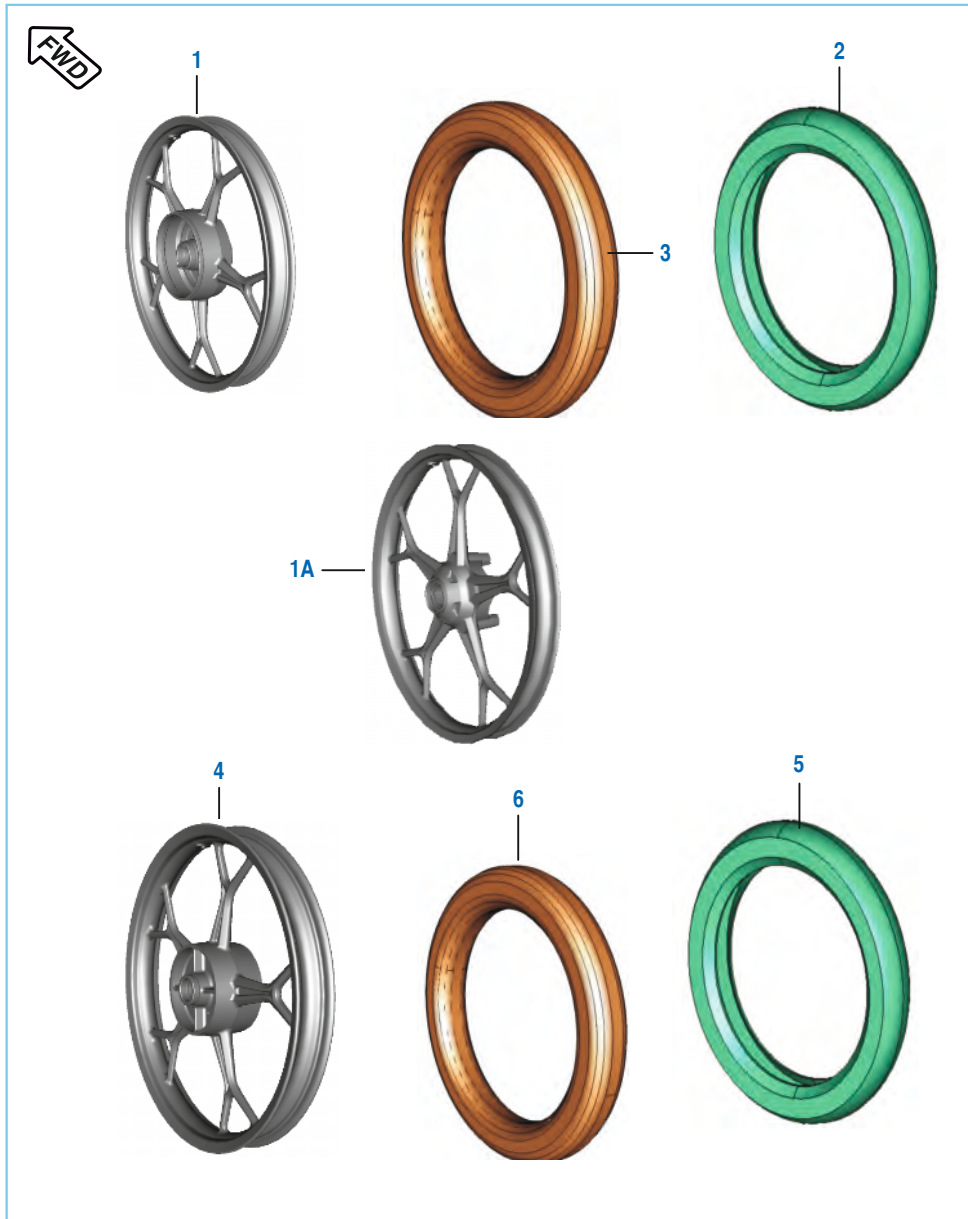
No.	Part No.	Description	Qty.	Remarks
1	PA 1814 05	Fender Brace	1	Drum Brake
	JZ 1814 15	Fender Brace	1	Disc Brake
2	59 0400 19	Bolt Hex With Flange - M8x1.25	4	
	39 1556 04	Bolt Hex With Flange - M8x1.25	4	alt for 59040019
3	DS 1611 25	Guide - Cable	1	
4	DJ 1610 69	Nail - Cable Guide	1	
5	JZ 1814 16	Flap Front Fender	1	
6	39 0242 11	Washer - Plain	6	
7	39 2420 01	Screw - Pan Head : M5	3	
	39 1698 01	Screw - Pan Head : M5	3	alt for 39242001
8	39 0326 15	Nut - Nyloc :- M5 X 0.8	3	
9	PA 1814 08	Fender Rear RR	1	
10	DJ 2011 73	Grommet	3	
11	LA E000 22	Bolt Flanged	7	Rear Fender Mtg.
12	DJ 2011 73	Grommet	2	

Stand Assembly



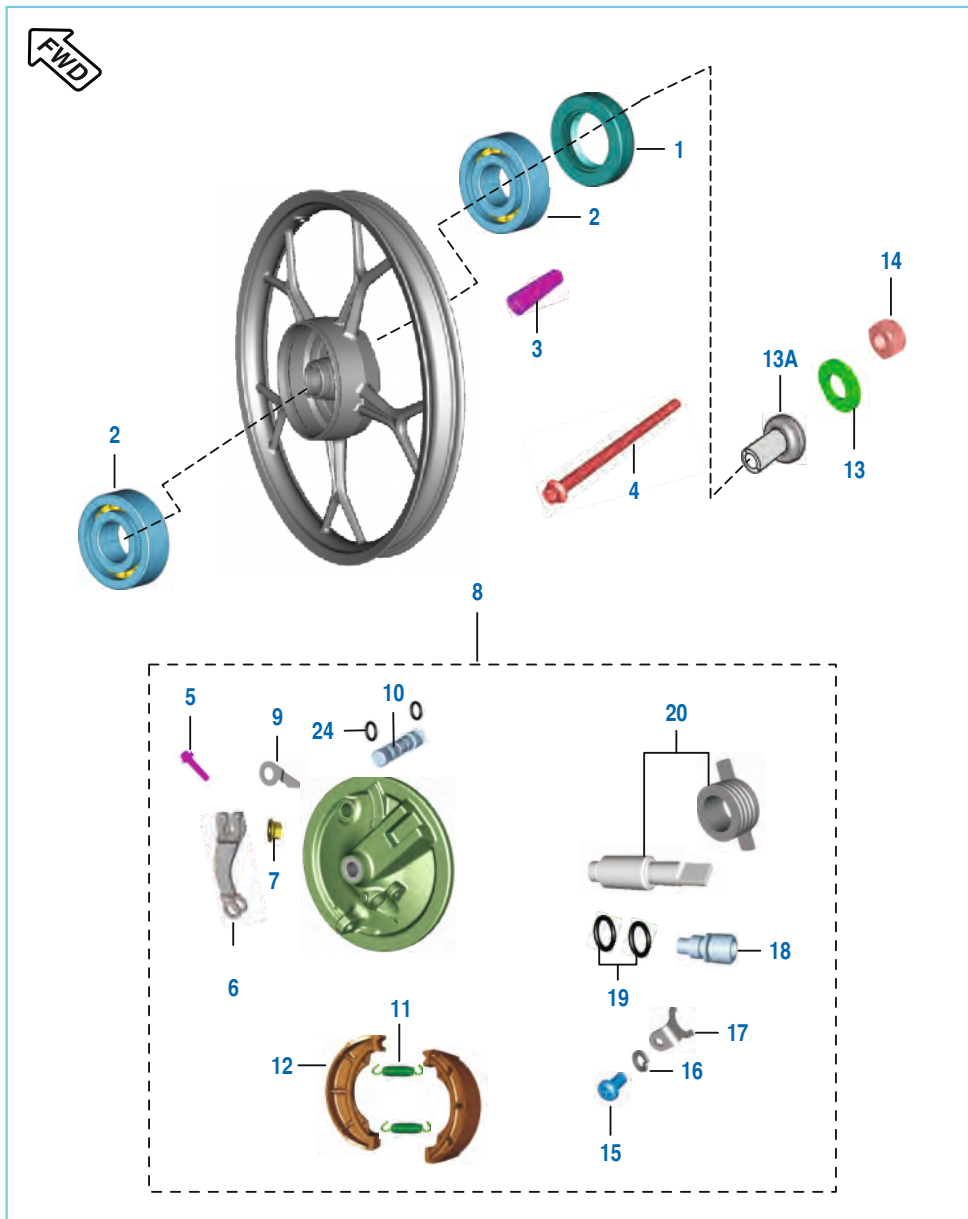
No.	Part No.	Description	Qty.	Remarks
1	PA 1132 07	Stand Center	1	
2	PA 1132 08	Stand Side	1	
3	PA 1132 04	Damper Center Stand	1	
4	JZ 1132 07	Shaft Center Stand	1	
5	DH 1611 21	Spring Main Stand	1	
6	39 0797 08	Pin - Cotter	1	
7	DF 1611 02	Bolt For Side Stand Mtg.	1	
8	DH 1610 66	Spring Side Stand	1	
9	39 0422 15	Nut - Nyloc :- M10	1	

Tube / Tyre / Rim



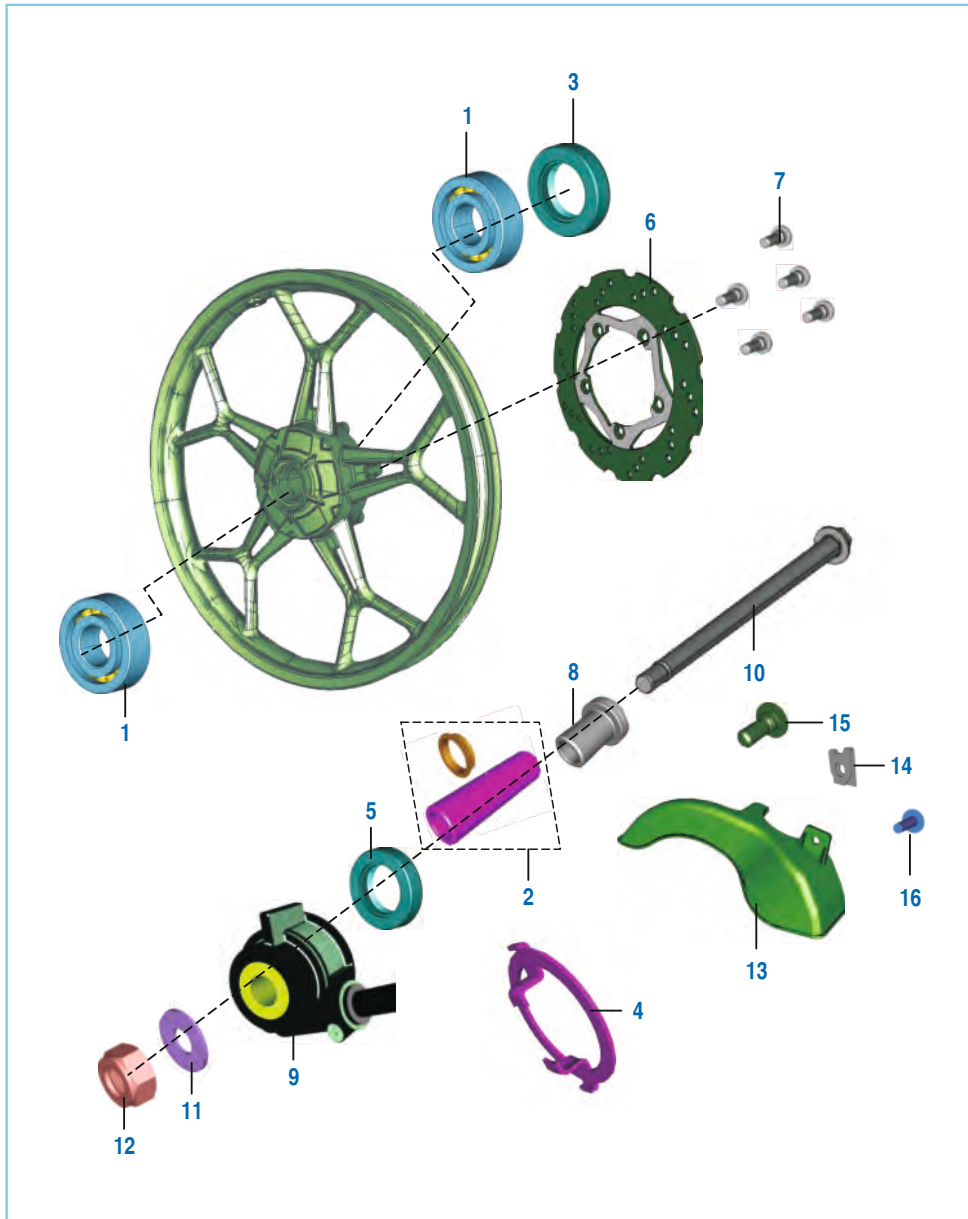
No.	Part No.	Description	Qty.	Remarks
1	PA 1310 19	Wheel Front 1.4X17	1	Drum Brake
1A	PA 1310 21	Wheel Front 1.4X17	1	Disc Brake
2	DS 1510 48	Tyre 2.75 X 17	1	Not Serviceable in Spare
3	DS 1510 49	Tube - 2.75 X 17	1	Not Serviceable in Spare
4	PA 1312 38	Wheel Rear 1.6X17	1	
5	DS 1510 52	Tyre 3 X 17	1	Not Serviceable in Spare
6	DS 1510 53	Tube - 3 X 17	1	Not Serviceable in Spare
7	DS 1510 47	Tyre with Tube Front	1	
8	DS 1510 51	Tyre with Tube Rear	1	

Front Hub (Drum Brake)



No.	Part No.	Description	Qty.	Remarks
1	30 1510 33	Oil Seal	1	
2	KP BB63 01	Bearing Ball	2	
3	30 1510 32	Collar Bearing	1	
4	JB 1310 17	Axle Front Wheel	1	
5	DS 1510 95	Bolt	1	N.S
6	DS 1510 92	Lever Brake Cam	1	
7	DS 1510 94	Nut	1	
8	DS 1510 87	Panel Assly Front Brake	1	
9	DS 1510 91	Indicator	1	
10	DS 1510 89	Cam Brake Assly.	1	
11	30 1510 69	Spring	2	
12	30 1510 68	Shoe Brake	2	N.S
	30 1511 05	Shoe Brake	2	alt for 30151068
13	JB 1310 18	Plain Washer	1	
13A	JB 1310 22	Spacer + Dust Seal	1	
14	JB 1310 19	U Nut (M12)	1	N.S
	59 1500 03	U Nut (M12)	1	Alternate
15	39 0840 01	Pan Headed Screw	1	
16	39 0900 12	Washer Spring	1	
17	30 1511 18	Stopper for Bushing	1	
18	JA 1316 06	Bushing Speedo Gear	1	
19	39 1013 21	'O' Ring	2	Speedo Cable
20	36 DS 15 02	Speedometer Gear Kit	1	Refer page no. 100
21	30 1510 35	Seal Oil	1	N.I.
22	30 1510 42	Washer Plain	2	Gear Meter Screw
	39 0242 11	Washer Plain	2	alt for 30151042
23	39 0840 01	Screw	1	To Secure
24	30 1510 38	Ring 'O'	2	

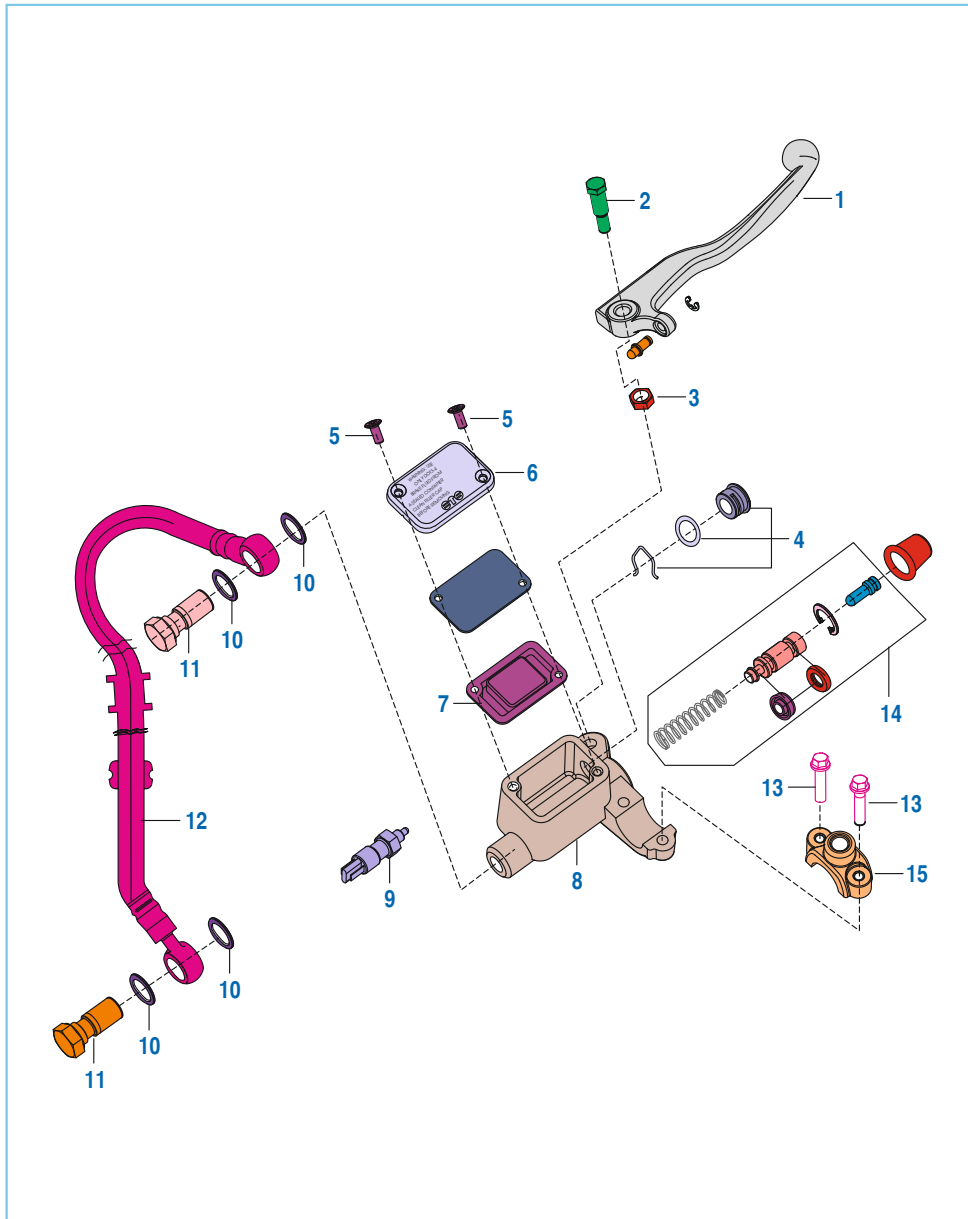
Front Hub (Disc brake)



Front Wheel Direction

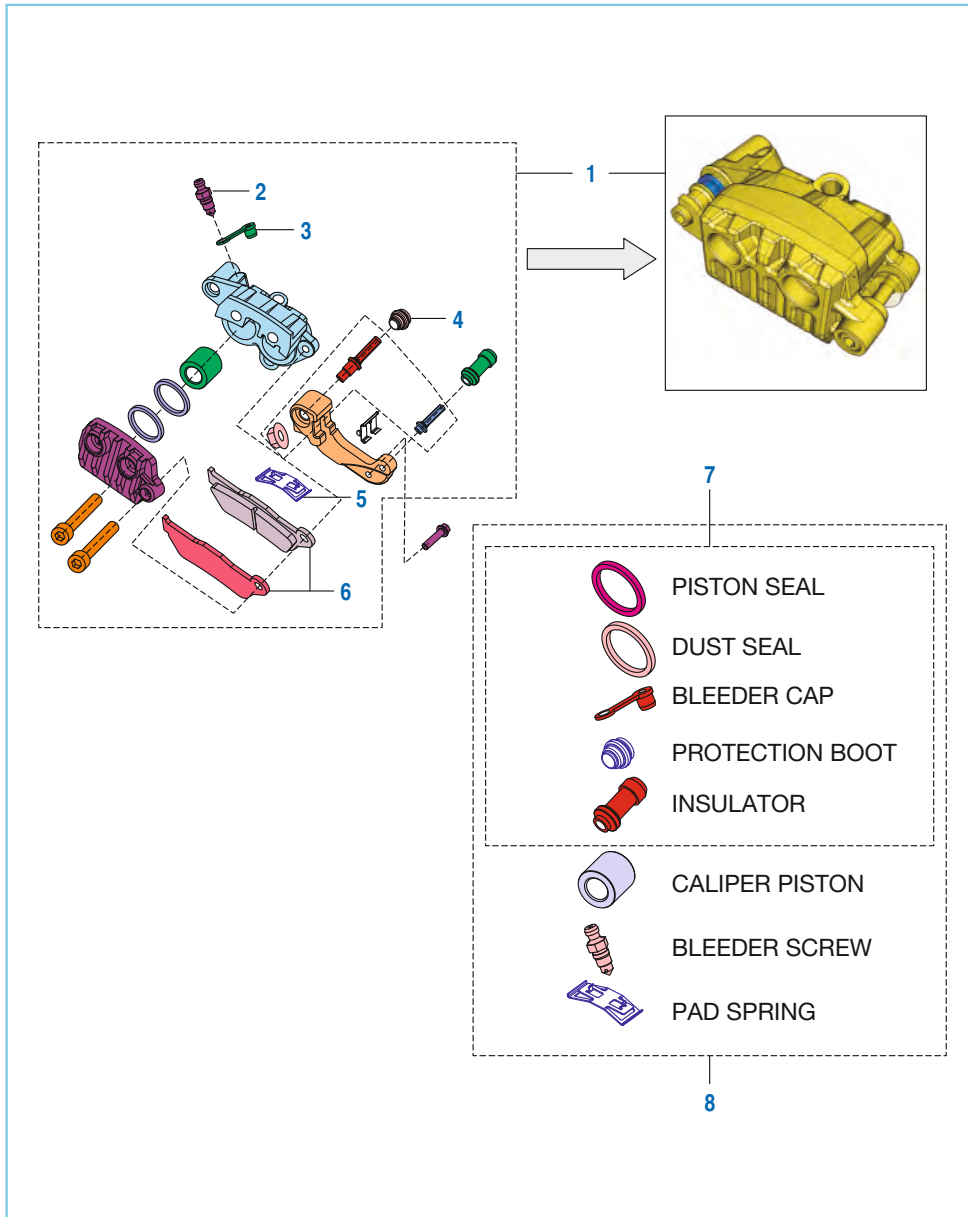
No.	Part No.	Description	Qty.	Remarks
1	KP BB63 01	Bearing - Ball 6301 RS1/C3	2	(12X37X12)
2	DE 1510 06	Spacer Assembly	1	
3	30 1510 33	Seal - Oil	1	
4	DE 1510 12	Plate - Drive For	1	Speedometer Gear
5	DE 1510 08	Seal - Oil	1	
6	JZ 1318 18	Disc Brake - 200 Mm	1	
7	LA C000 02	Socket Head Bolt M-6, 10.9	5	
8	JN 1310 03	Spacer	1	N.S
	DC 1510 58	Spacer	1	alt for JN131003
9	JZ 1316 01	Case Meter Assy - Gear	1	
10	JB 1310 17	Axle Front	1	
11	JB 1310 18	Plain Washer	1	
12	59 1500 03	U Nut M12	1	
13	JW 1812 41	Cover Disc	1	
14	JN 1812 11	Clip Nut - M6	1	Disc Cover Mtg.
15	LB U000 04	Step Bolt - M5x12L- 4.8	1	Disc Cover Mtg.
16	LB U000 05	Screw Truss- M6x35 L,4.8	1	Disc Cover Mtg.

Front Master Cylinder (Disc brake)



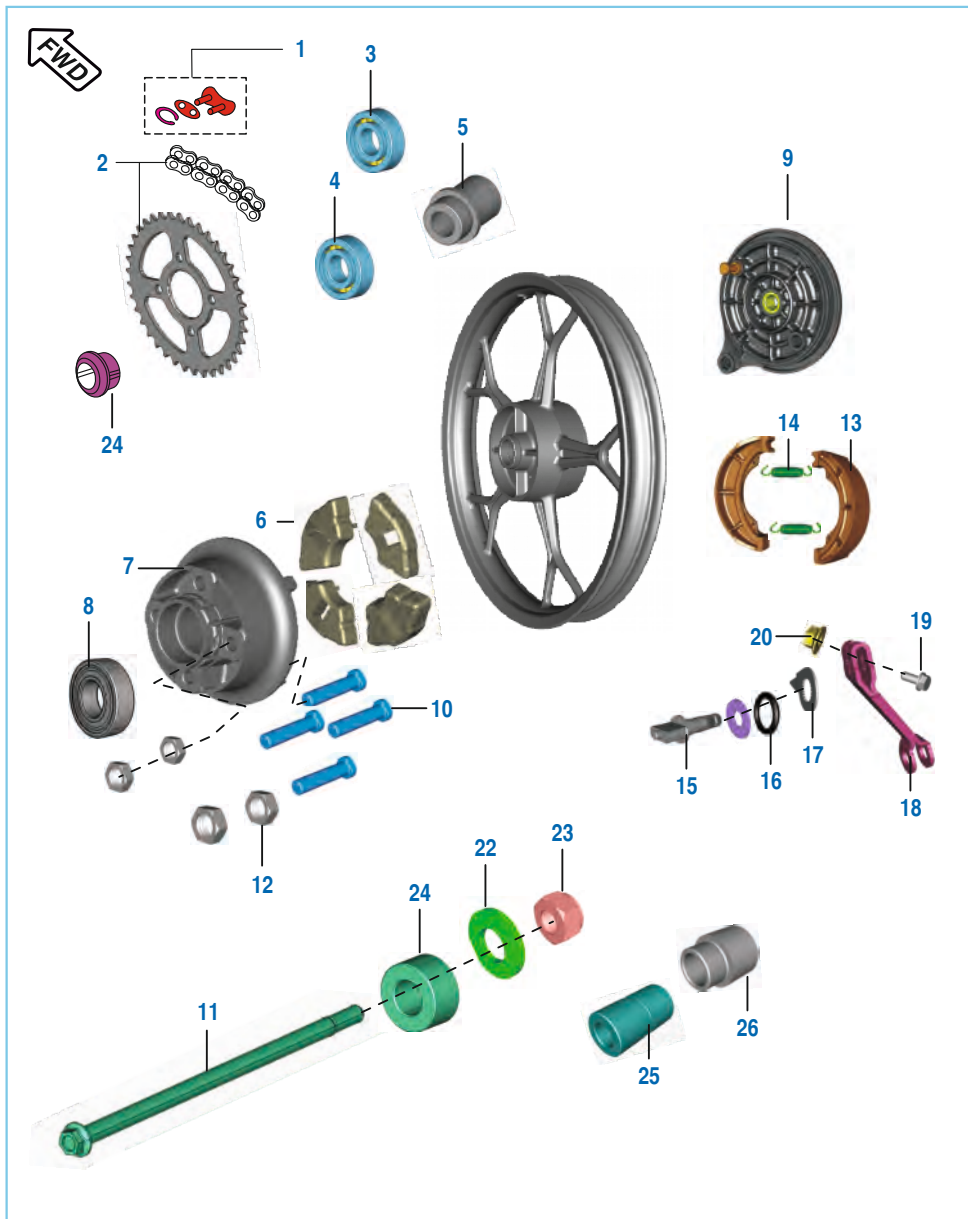
No.	Part No.	Description	Qty.	Remarks
1	DJ 1910 59	Lever Front Brake	1	
2	DJ 1910 29	Bolt Front Lever	1	
3	DJ 1910 30	Nut	1	
4	DE 1910 35	Oil Window Kit	1	
5	DJ 1910 31	Screw	2	
6	DJ 1910 34	Cover - Reservoir	1	
7	DJ 1910 35	Diaphragm	1	
8	DJ 1910 58	Master Cylinder with lever	1	
9	DJ 2011 09	Switch	1	
10	DJ 1910 25	Washer - Copper	4	
11	DJ 1910 26	Bolt - Banjo	2	
12	PA 1318 44	Hose Assembly	1	
13	LA D000 37	Bolt Flanged M8X1X50	2	
14	36 DJ40 31	Major Kit Major Master Cyl	1	
15	DJ 1910 27	Clamp - Holder : RH	1	

Front Caliper Assembly (Disc brake)



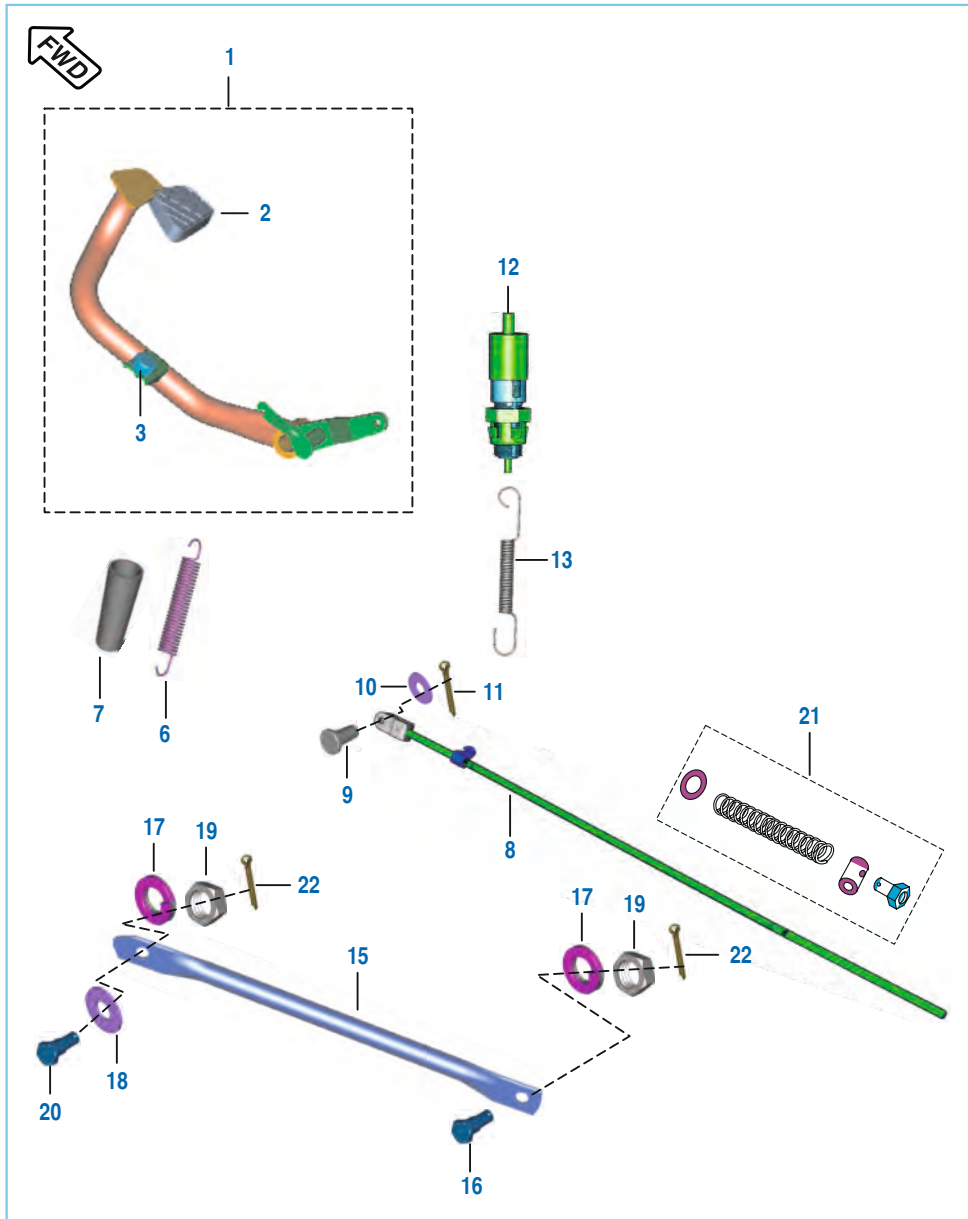
No.	Part No.	Description	Qty.	Remarks
1	JW 1318 01	Caliper Assy Brake Front	1	
2	DE 1510 46	Screw Bleeder	1	
3	DE 1510 47	Bleeder Cap	1	
4	JL 1318 07	Boot	1	
5	DE 1510 48	Spring	1	
6	JW 1318 07	Brake Pad Set	1	
7	36 DJ40 32	Minor Kit	1	
8	36 DJ40 33	Major Kit	1	

Rear Hub



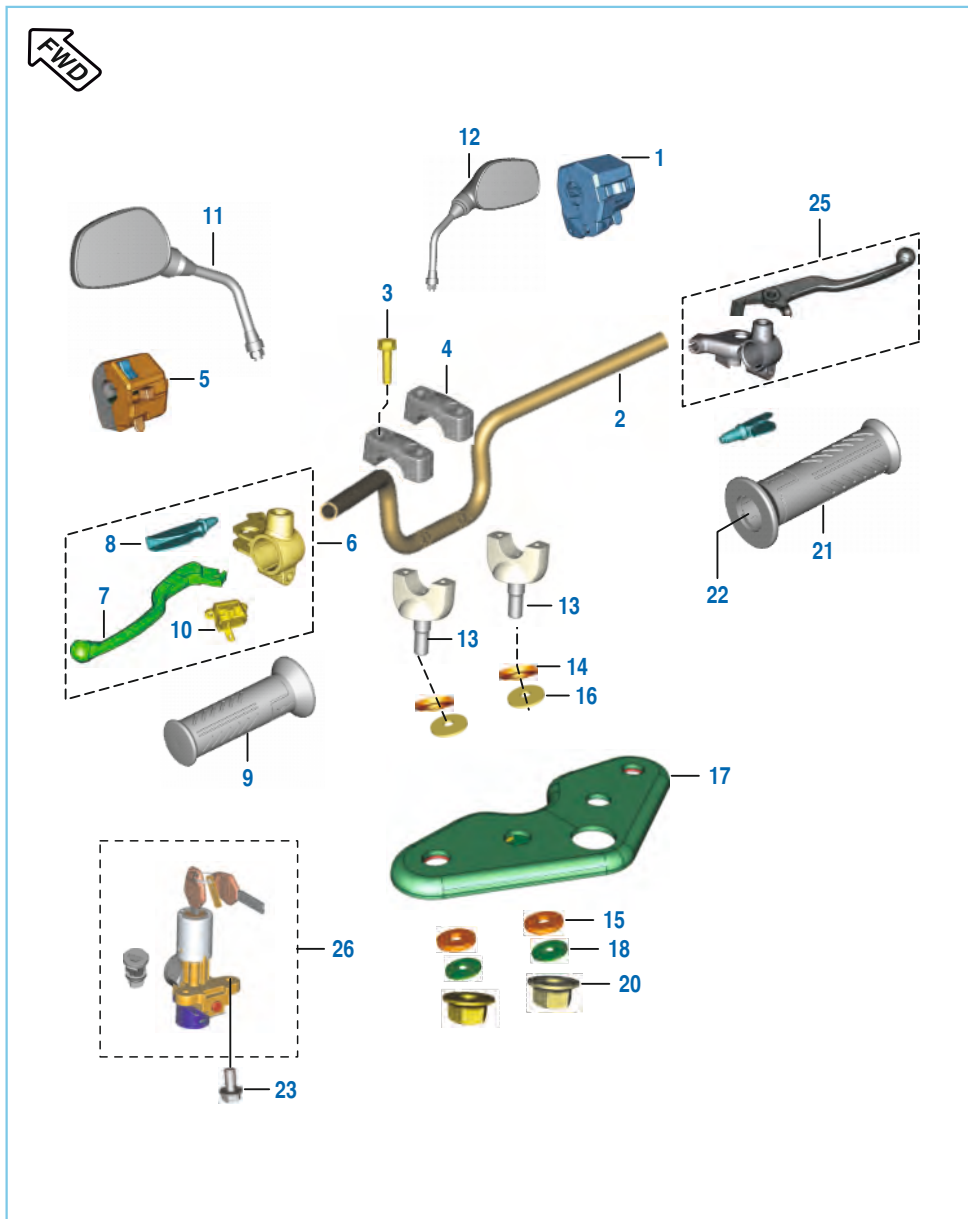
No.	Part No.	Description	Qty.	Remarks
1	JD 1410 03	Drive Chain Lock	1	
2	36 PA01 52	Kit Chain Sprocket	1	
3	KP BB63 01	Bearing-Ball C3	1	
4	KP BB62 01	Bearing-Ball C3	1	
5	30 1510 18	Collar-Bearing	1	N.S
6	PA 1312 63	Coupling Rubber	1	
7	DX 1510 08	Coupling	1	
8	KP BC60 04	Ball Bearing	1	
9	JA 1312 05	Panel Rear Brake	1	
10	PA 1312 61	D Bolt	4	
11	PA 1312 39	Axle Rear	1	
12	LC L000 03	Nut U Flange	4	
13	31 1510 07	Shoe Brake	2	N.S
14	30 1510 69	Spring	2	
15	JB 1312 23	Cam Brake Assly.	1	
16	30 1510 38	'O' Ring	1	
17	DS 1510 90	Wear Indicator	1	
18	PA 1318 35	Lever Cam Brake	1	
19	JB 1312 24	Hex Bolt with Flange	1	N.S
20	DS 1510 94	Flange Nut	1	
21	JB 1312 25	Hex Nut M18	1	N.S
	39 0988 15	Hex Nut M18	1	alt for JB 1312 25
22	DX 1510 18	Washer Plain	1	
23	JB 1310 19	Nut - U M12	1	N.S
24	PA 1312 17	Collar Assy	1	
25	PA 1312 34	Collar	1	
26	PA 1316 10	Sleeve	1	
27	DX 1510 15	Plain Washer	1	
28	LC A000 01	Nut Hex M20X1X12	1	N.S
	39 0801 15	Nut Hex M20X1X12	1	alt for LCA00001

Rear Brake Pedal



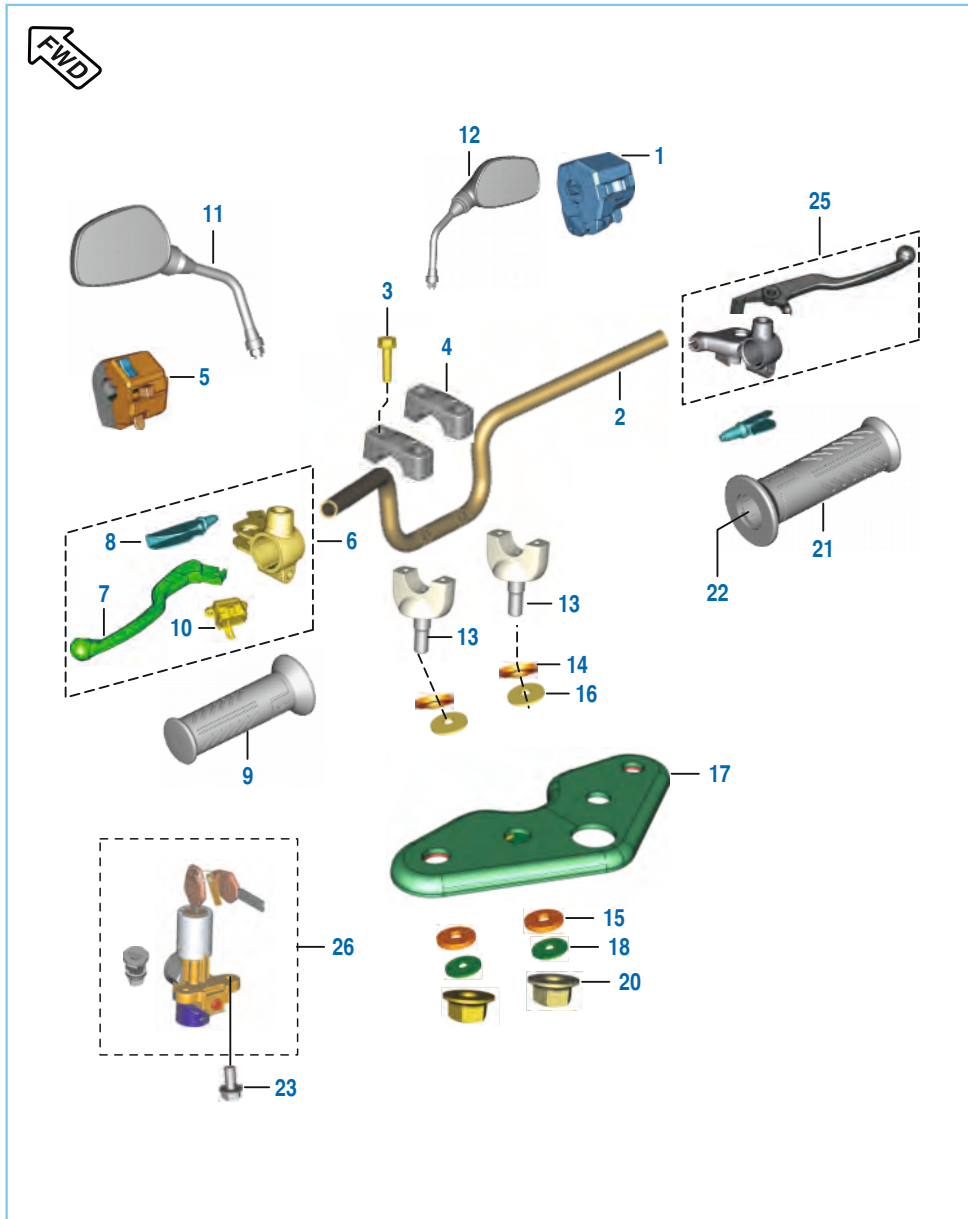
No.	Part No.	Description	Qty.	Remarks
1	PA 1610 06	Assly Brake Pedal	1	
2	JZ 1610 19	Pad Brake Pedal	1	
3	DD 1610 78	Damper	1	
6	JD 1610 02	Spring Brake Pedal	1	
7	JD 1610 06	Sleeve Brake Return Spring	1	
8	PA 1318 25	Brake Rod	1	
9	JZ 1318 75	Pin Brake Rod	1	
10	39 0198 11	Washer - Plain	1	
11	39 0808 08	Pin - Split	1	
12	31 2010 79	Rear Brake Switch	1	
13	PA 1610 04	Spring Brake Switch	1	
15	PF 1220 19	Rod - Torque	1	
16	DH 1510 29	Bolt - Step :- Torque Rod	1	
17	39 0789 12	Washer - Spring	2	
18	39 1540 11	Washer - Plain	1	
19	39 0694 15	Nut - Hexagon Lock	2	M8 X 1.25
20	30 1510 96	Bolt - Hexagon	1	
21	36 DK00 17	Kit Hardware Br Rod	1	Refer Page No. 100
22	39 0807 08	Pin - Split	2	

Handle Bar Assly



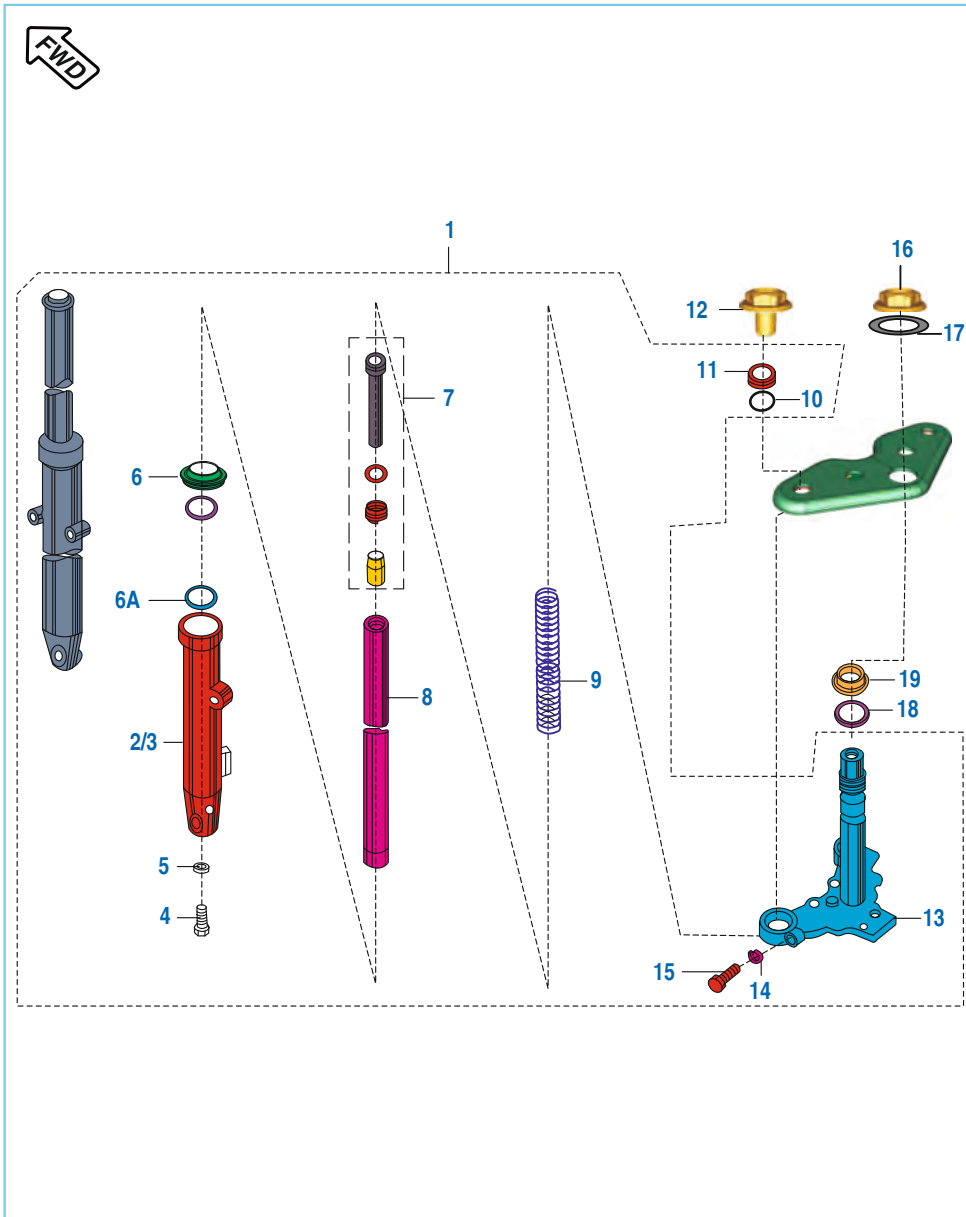
No.	Part No.	Description	Qty.	Remarks
1	PA 4014 05	Control Switch RH	1	
2	PA 1510 09	Handle Bar	1	
3	39 1074 04	Bolt - Flanged	4	
4	FD 1810 30	Holder Handle Upper	2	
5	JB 4014 00	Control Switch LH	1	
6	JZ 1610 23	Lever & Support Holder LH	1	
7	DJ 1910 83	Lever Grip Left	1	
8	DS 1910 52	Lever Boot LH For	1	
9	PA 1510 13	Hand Grip LH	1	
10	JZ 4014 03	Clutch Switch	1	
11	PA 2316 00	Mirror LH	1	
12	PA 2316 01	Mirror RH	1	
13	FD 1810 31	Holder Handle Lower	2	
14	FD 1810 20	Washer Plain	2	N.S
15	FD 1810 19	Washer	2	
16	DF 1810 91	Damper Upper	2	
17	PA 1510 11	Holder Fork Upper	1	
18	DF 1810 92	Damper Lower	2	
19	DD 2011 70	Front Brake Switch With Lever	1	N.I.
	PA 4014 03	Front Brake Switch With Lever	1	N.I. N.s
20	39 2249 15	Nut	2	N.S
21	PA 1510 14	Hand Grip RH	1	
22	DX 1910 01	Pipe Throttle	1	
23	39 1912 04	Bolt Flange	2	
	39 1902 04	Bolt Flange	2	alt for 39191204

Handle Bar Assly



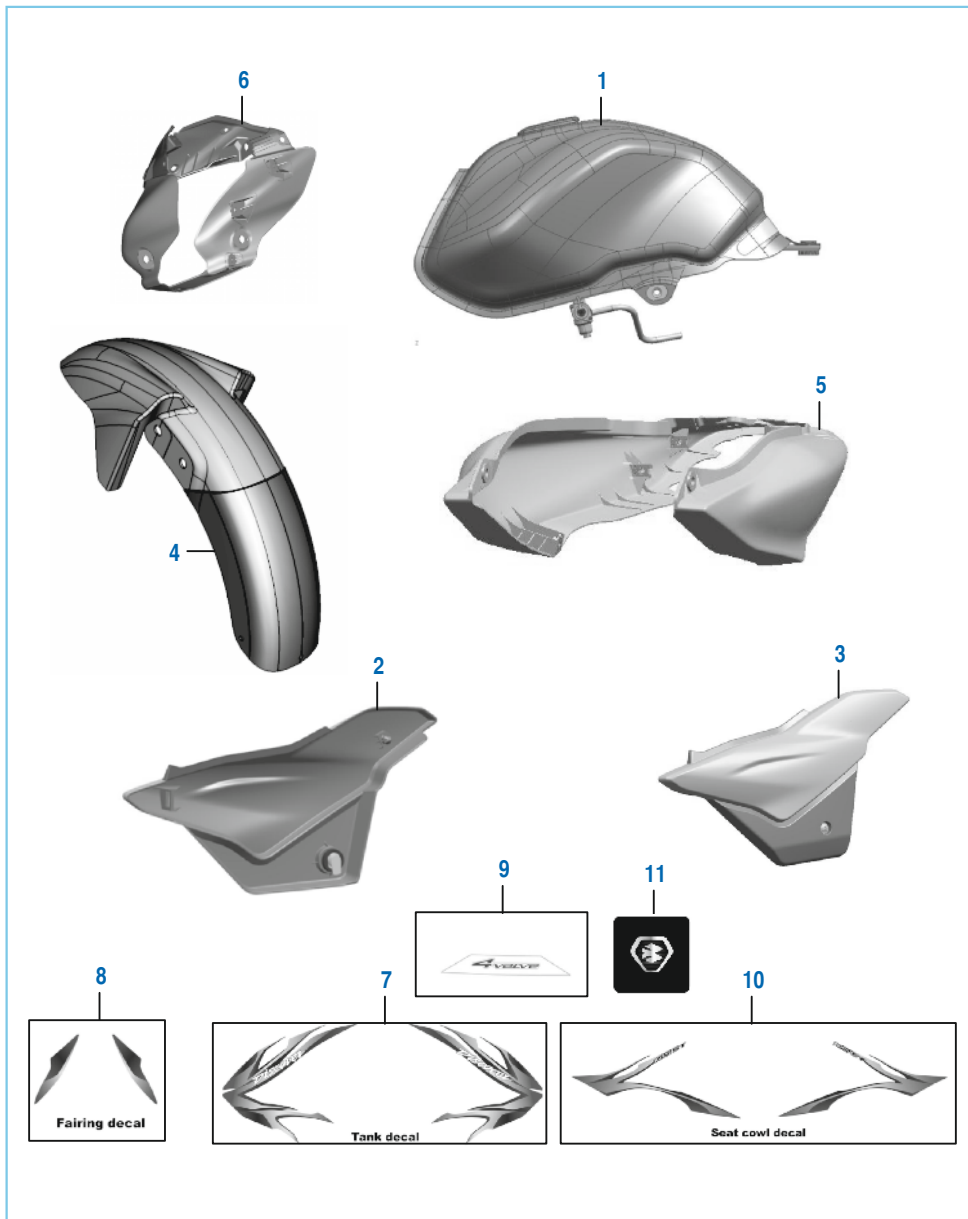
No.	Part No.	Description	Qty.	Remarks
24	30 1910 48	Band	2	N.I.
25	DX 1910 09	Lever Assembly RH	1	
26	YP A130 14	Lock Set - D100M	1	
27	JZ 4014 00	Ignition switch	1	

Front Fork



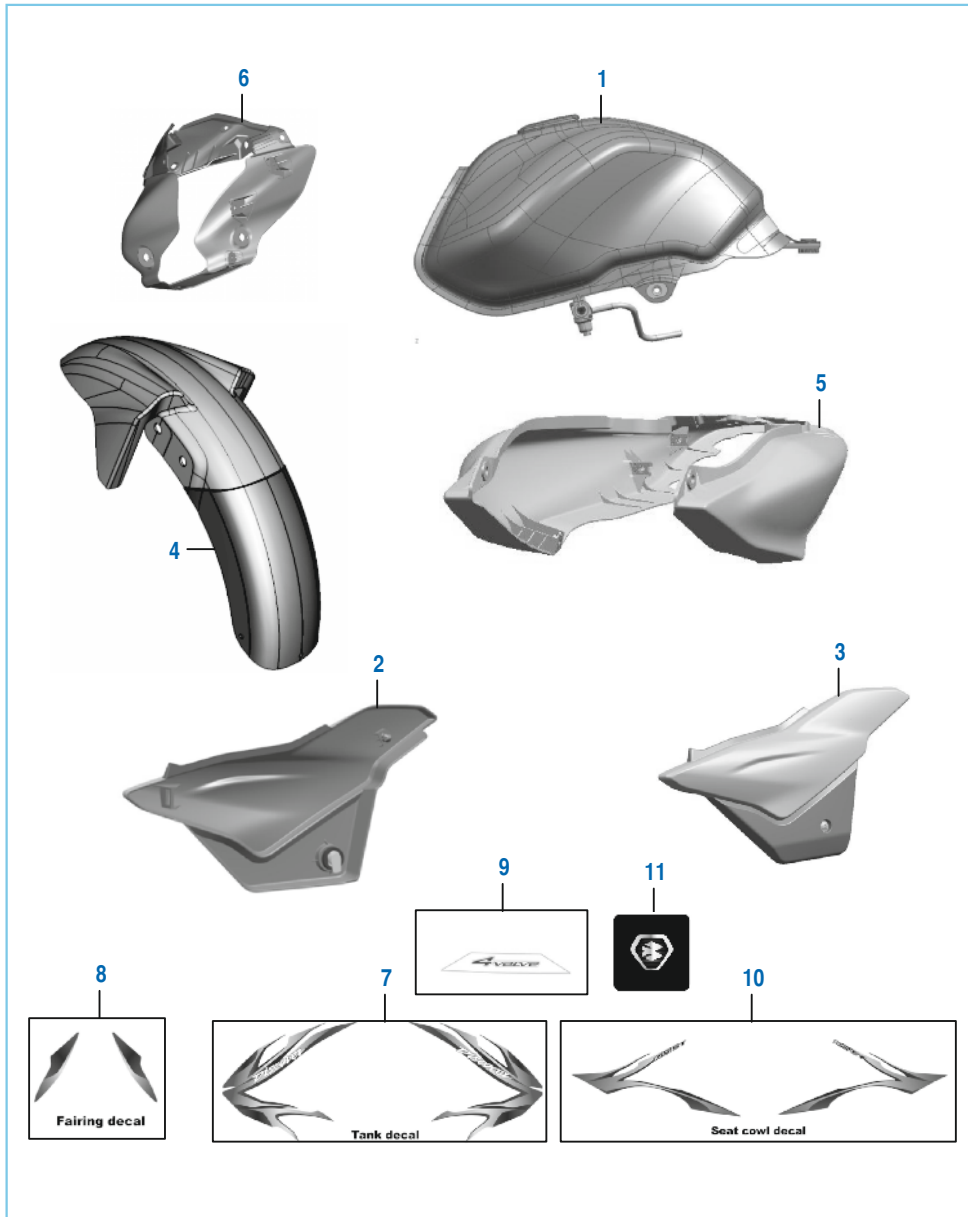
No.	Part No.	Description	Qty.	Remarks
1	PA 1210 30	Assly Front Fork	1	Drum Brake
	PA 1210 36	Assly Front Fork	1	Disc Brake
2	PA 1210 34	Tube Outer LH	1	Drum Brake
	PA 1210 39	Tube Outer LH	1	Disc Brake
3	PA 1210 35	Tube Outer RH	1	Drum Brake
	PA 1210 40	Tube Outer RH	1	Disc Brake
4	30 1810 25	Socket Head Bolt	2	
5	30 1810 26	Gasket	2	
6	DD 1810 32	Seal Dust	2	
6A	DL 1810 80	Seal Oil	2	
7	36 PA01 21	Kit Cylinder Fork	2	Refer page no. 99
8	PA 1210 42	Fork Pipe Spinning	2	
9	PA 1210 17	Spring Main	2	
10	30 1810 29	'O' Ring	2	
11	DS 1810 12	Bolt Fork	2	
12	59 0400 06	Hex Bolt	2	
13	PA 1210 46	Assembly Under Bracket	1	Drum Brake
	JZ 1210 15	Assembly Under Bracket	1	Disc Brake
14	39 0789 12	Washer Spring	2	
15	39 1181 01	Bolt Hexagon Head M8X40	2	
16	DS 1810 15	Cap Nut Fork	1	
17	DS 1810 16	Plain Washer	1	
18	JZ 1510 81	Washer Head Pipe Bottom	1	
19	JZ 1510 91	Seal Dust	1	

Painted Parts and Decals



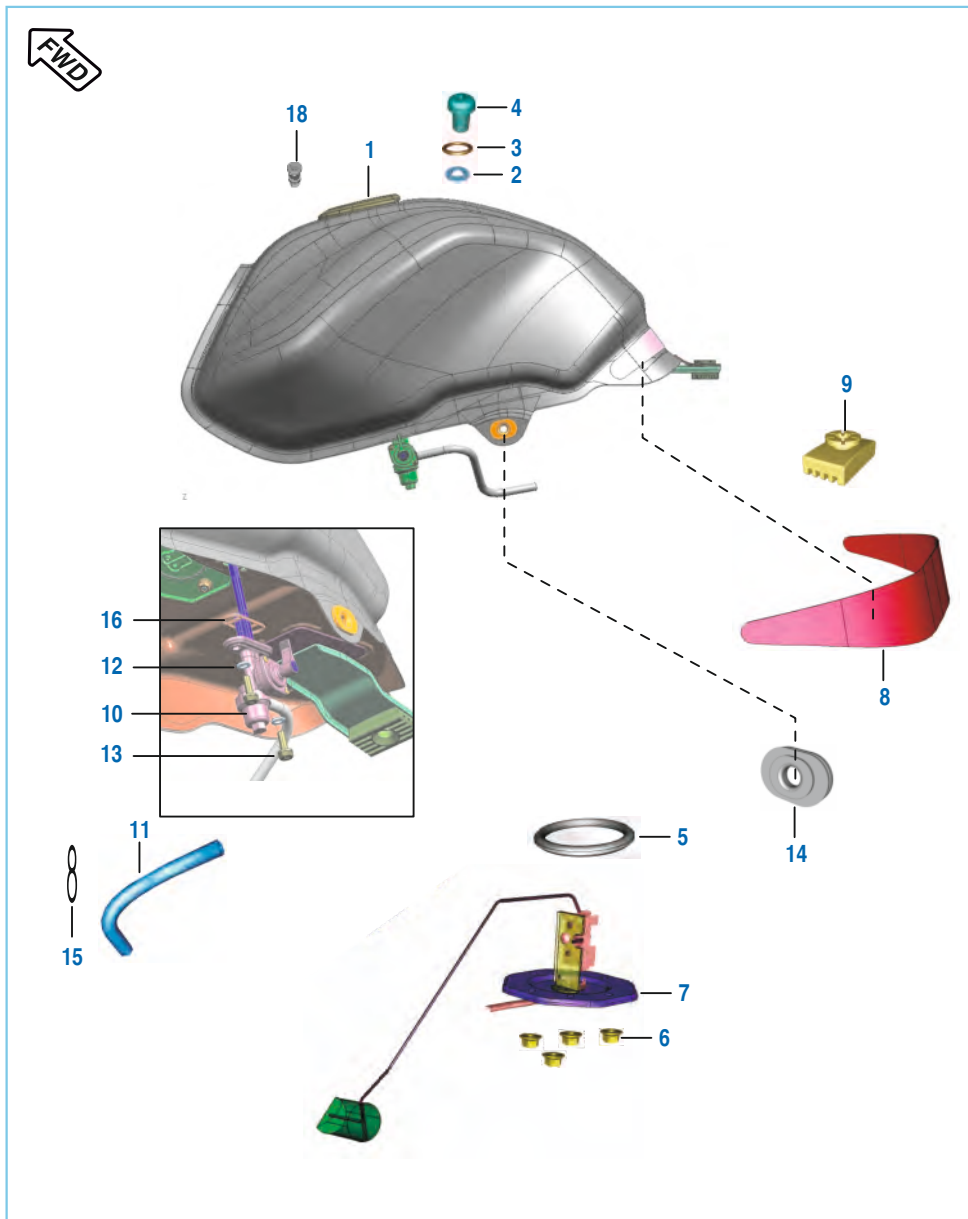
No.	Part No.	Description	Qty.	Remarks
1	PA 7104 5V	Fuel Tank Olive Yellow Dcl	1	
	PA 7104 5W	Fuel Tank Cerulean Blue Dcl	1	
	PA 7104 3C	Fuel Tank Mn Red Dcl	1	
	PA 7104 3F	Fuel Tank Flame Red Dcl	1	
	PA 7104 5R	Fuel Tank Brilliant Blue Dcl	1	
2	PA 7403 5V	Side Panel LH Olive Yellow Dcl	1	
	PA 7403 5W	Side Panel LH Cerulean Blue Dcl	1	
	PA 7403 3C	Side Panel LH Black Red Dcl	1	
	PA 7403 3F	Side Panel LH Flame Red Dcl	1	
	PA 7403 5R	Side Panel LH Br. Blue Red Dcl	1	
3	PA 7404 5V	Side Panel RH Olive Yellow Dcl	1	
	PA 7404 5W	Side Panel RH Cerulean Blue Dcl	1	
	PA 7404 3C	Side Panel RH Black Red Dcl	1	
	PA 7404 3F	Side Panel RH Flame Red Dcl	1	
	PA 7404 5R	Side Panel RH Br. Blue Dcl	1	
4	JZ 7306 5J	Fr. Fender Painted Midnight Black	1	
	PA72043B	Front Fender Painted Black	1	
	JZ73063F	Fender Front Flame Red	1	
	JZ73065R	Fr Fender Pntd Brilliant Blue	1	
5	PA 7504 5V	Seat Cowl Painted Black - Olive Yellow Dcl	1	
	PA 7504 5W	Seat Cowl Painted Black Cerulean blue Dcl	1	
	PA 7504 3C	Seat Cowl Painted Black Red Dec	1	
	PA 7504 3F	Seat Cowl Painted F Red Decal	1	
	PA 7504 5R	Seat Cowl Painted Br Blue Dcl	1	

Painted Parts and Decals



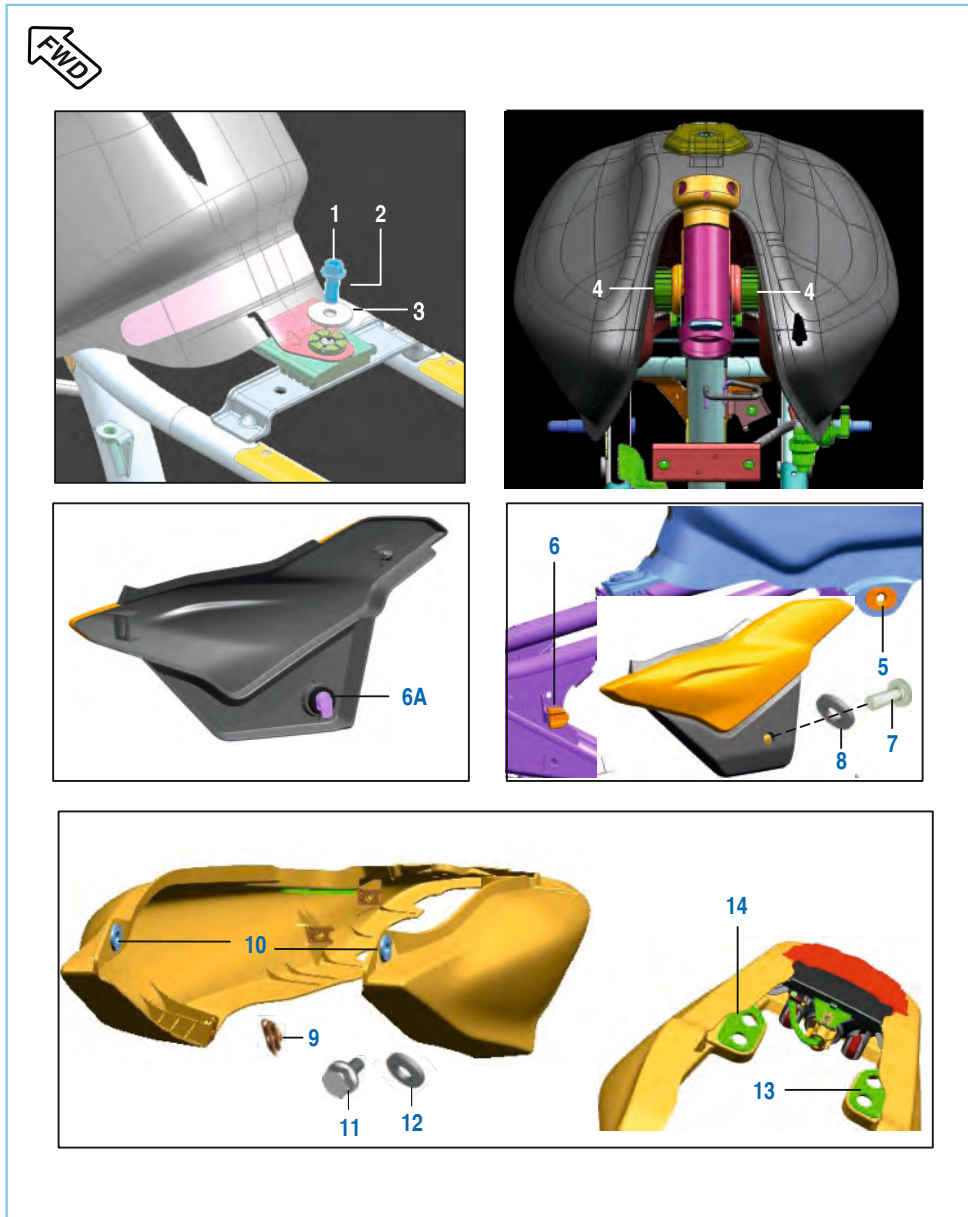
No.	Part No.	Description	Qty.	Remarks
6	PA 7405 5V	Fairing Black Olive Yellow Dcl	1	
	PA 7405 5W	Fairing Black Cerulean blue Dcl	1	
	PA 7405 3C	Fairing Black Red Dcl	1	
	PA 7405 3F	Fairing Flame Red Dcl	1	
	PA 7405 5R	Fairing Br. Blue Red Dcl	1	
7	PA 2332 27	Kit Tank Dcl Olive Yellow	1	
	PA 2331 38	Kit Tank Dcl Black Cerulean Blue	1	
	PA 2331 26	Kit Tank Dcl Black Red	1	
	PA 2331 39	Kit Tank Dcl Blue	1	
	PA 2331 42	Kit Tank Decal Red	1	
8	36 PA01 28	Kit Fairing Dcl Olive Yellow	1	
	36 PA01 29	Kit Fairing Dcl Cerulean Blue	1	
	36 PA01 31	Kit Fairing Dcl Blue	1	
	36 PA01 32	Kit Fairing Dcl Red	1	
9	36PA0133	Kit Side Dcl Cover Olive Yellow	1	
	36PA0134	Kit Side Dcl Black Cerulean Blue	1	
	36PA0135	Kit Side Dcl Black Red	1	
	36PA0136	Kit Side Dcl Blue	1	
	36PA0137	Kit Side Dcl Red	1	
10	36 PA01 38	Kit S Cowl Dcl Olive Yellow	1	
	36 PA01 39	Kit S Cowl Dcl Cerulean Blue	1	
	36 PA01 40	Kit S Cowl Dcl Black Red	1	
	36 PA01 41	Kit S Cowl Dcl Blue	1	
	36 Pa01 42	Kit S Cowl Dcl Red	1	
11	JZ 2331 77	Fairing Decal B Logo	1	

Petrol Tank, Cap Tank and Gauge Fuel



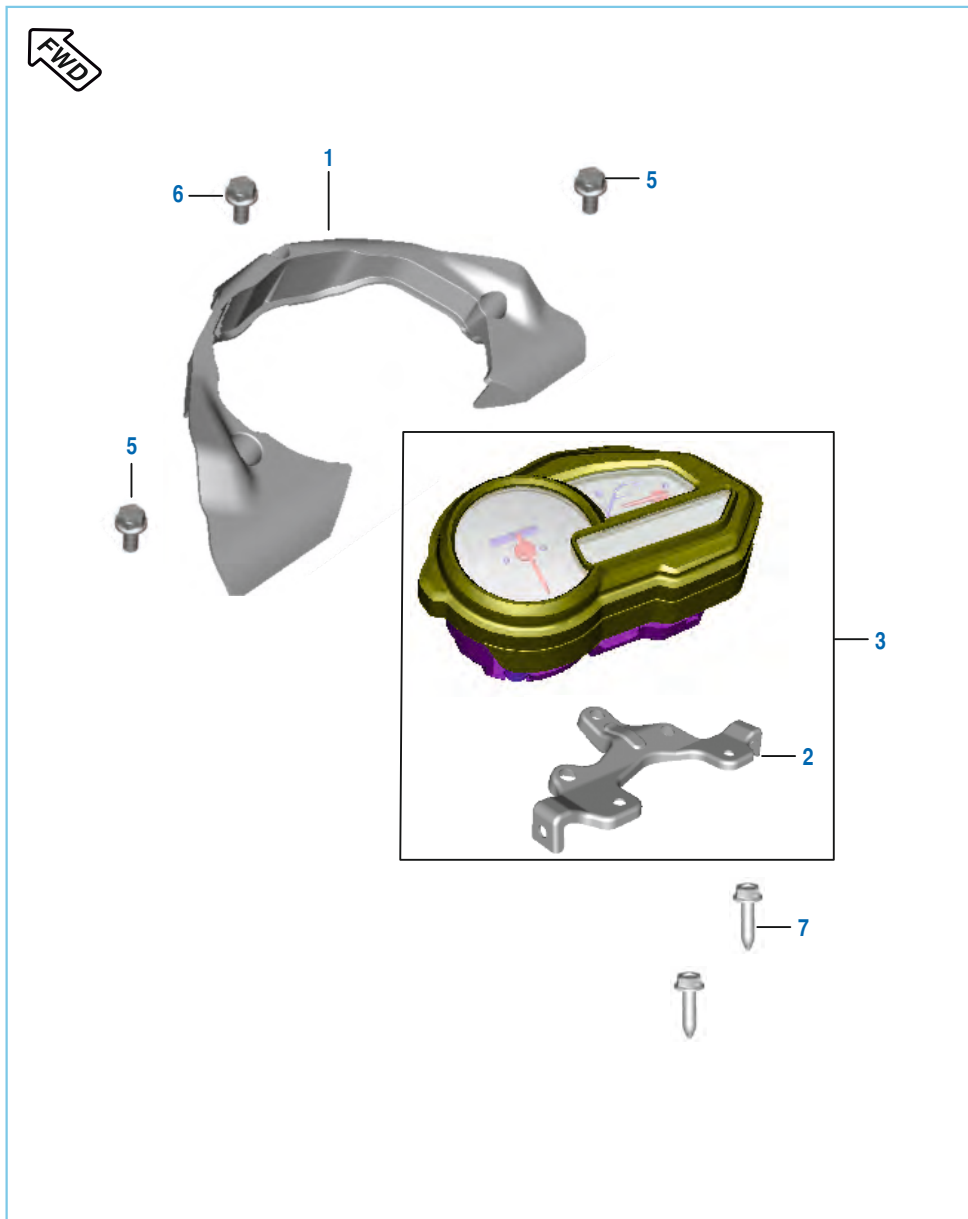
No.	Part No.	Description	Qty.	Remarks
1	JZ 1710 04	Cap Fuel Tank	1	
2	39 2179 24	Washer	2	
3	30 1410 31	Ring - 'O'	2	
4	39 0761 01	Screw Pan Cross - M5	2	
5	39 2758 21	Ring - O I.D. 40 X 5	1	N.S
	DK 1410 28	Ring - O I.D. 40 X 5	1	alt for 39275821
6	39 2484 15	Nut - Flange :- M5	4	
7	PA 4026 01	Gauge Fuel Tank	1	
8	PA 1710 17	Tape Seat	1	
9	JD 1110 52	Grommet Tank mtg	1	
10	JZ 1718 09	Fuel Tap	1	
11	JZ 1718 22	Pipe Fuel	1	
12	39 0740 11	Washer (Non-Metallic)	2	
13	DD 1412 27	Bolt - Flanged	2	
14	DS 1410 12	Grommet Side Cover	2	
15	DK 1410 41	Pipe Clip	2	
16	30 1410 39	Packing	1	
17	DZ 1410 75	4 Valve Washer	1	N.I.
18	DH 1410 48	Rotor - Cap Lock	1	

Fittings - Petrol Tank Cover, Side Covers & Cover Seat




No.	Part No.	Description	Qty.	Remarks
1	39 1951 04	Bolt Flange	1	
	39 1956 04	Bolt Flange	1	alt for 39195104
2	39 2424 11	Plain Washer	1	
3	JD 1110 52	Grommet Tank Mtg	1	
4	DJ 1410 08	Damper - Front	2	
5	DS 1410 12	Grommet- Side Cover: Fr	2	
6	JZ 1813 22	Grommet Side / C Rear	2	
6A	DU 1611 02	Damper For Lock	1	
7	DG 1611 21	Screw	1	
8	39 1789 24	Washer - Nylon	1	
9	DJ 1612 29	Clip Nut M5	2	
10	JL 1812 19	Grommet -1 Seat Cowl	2	
11	KA DD06 14	Bolt M6 X 12	2	
12	39 0722 11	Plain Washer	2	
13	PA 1812 95	Foam Seat Cowl LH	1	
14	PA 1812 96	Foam Seat Cowl RH	1	
15	LB U000 07	Screw Struss	2	
16	DH 1612 31	Lock With Key Side Cover	1	

Meter Assembly



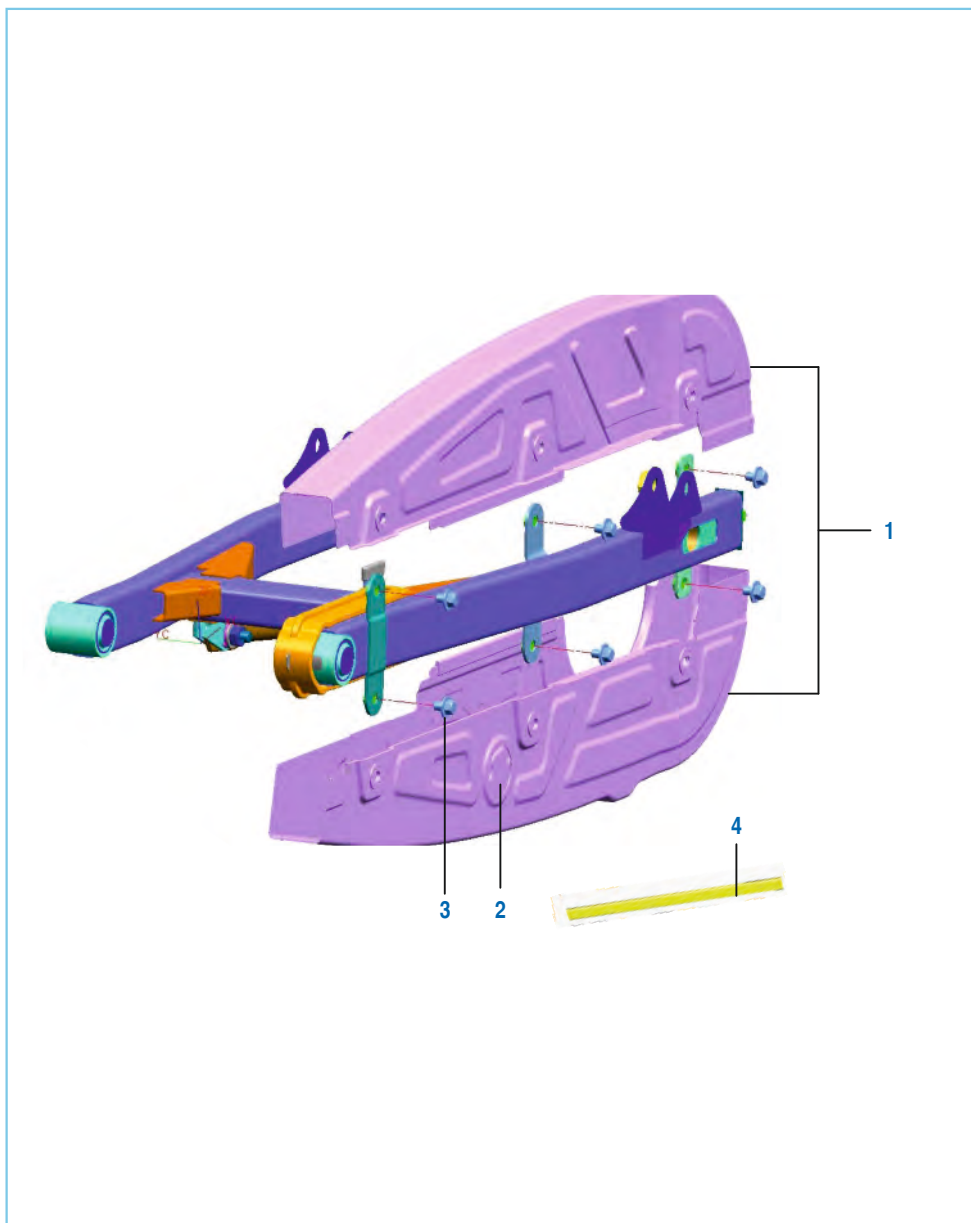
No.	Part No.	Description	Qty.	Remarks
1	PA 1812 80	Speedo Flap	1	
2	PA 1812 83	Bracket Upper Pivot Mounting	1	
3	PA 4024 23	Speedometer Assembly	1	
	PA 4024 40	Speedometer Assembly	1	From 22.05.2014
4	CM 2010 54	Lamp 12V,2W	4	For Minda Speedometer
	CM 2010 54	Lamp 12V,2W	4	For JNS Speedometer
5	LA D000 95	Bolt Flange M5	2	Flap Mounting
6	KA DB05 16	Bolt Flanged	1	Flap Mounting
7	DS 1612 87	Bolt Flange	2	
8	YP A130 04	SPD MTR With Dail-Minda-D100M	1	Speedometer part
	YP A130 15	SPD MTR With Dail-JNS-D100M1	1	Speedometer part
9	YP A130 05	Fuel Gague With Dail Minda	1	Speedometer part
	YP A130 16	Fuel Gague With Dail JNS	1	Speedometer part
10	YP A130 06	SPD MTR Top Cover Minda	1	Speedometer part
	YP A130 17	SPD MTR Top Cover JNS	1	Speedometer part
11	YP A130 07	SPD MTR Harness Minda D100M	1	Speedometer part
	YP A130 18	SPD MTR Harness JNS D100M	1	Speedometer part
12	YP A130 08	Sealing Ring Meter Minda D100M	1	Speedometer part
13	YP A130 09	Sealing Ring Top Cover Minda	1	Speedometer part
	YP A130 19	Sealing Ring Top Cover JNS	1	Speedometer part
14	YP A130 10	SPD MTR Back Cover Minda	1	Speedometer part
	YP A130 20	SPD MTR Back Cover JNS	1	Speedometer part
15	PA 4010 18	LED Bajaj Logo - Minda	1	
16	YP A130 21	SPD Housing- Minda - D100M`	1	
	YP A130 22	SPD Housing - JNS- D100M	1	

Control Cables



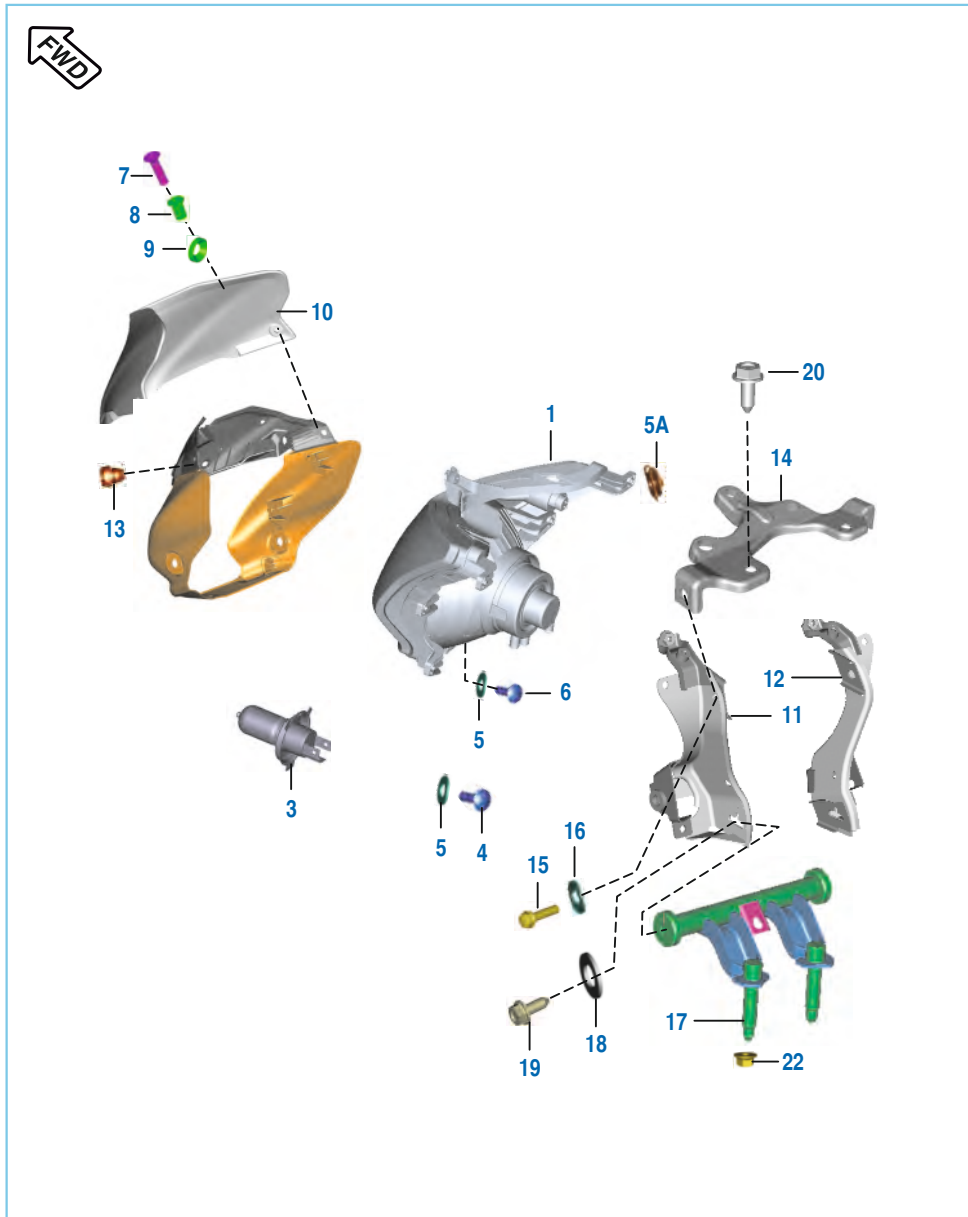
No.	Part No.	Description	Qty.	Remarks
1	JZ 1612 10	Cable Speedometer	1	
2	PA 1612 03	Cable Accelerator	1	
3	PA 1612 09	Cable Clutch	1	
4	PA 1612 08	Cable Brake	1	N.I.

Chain Case



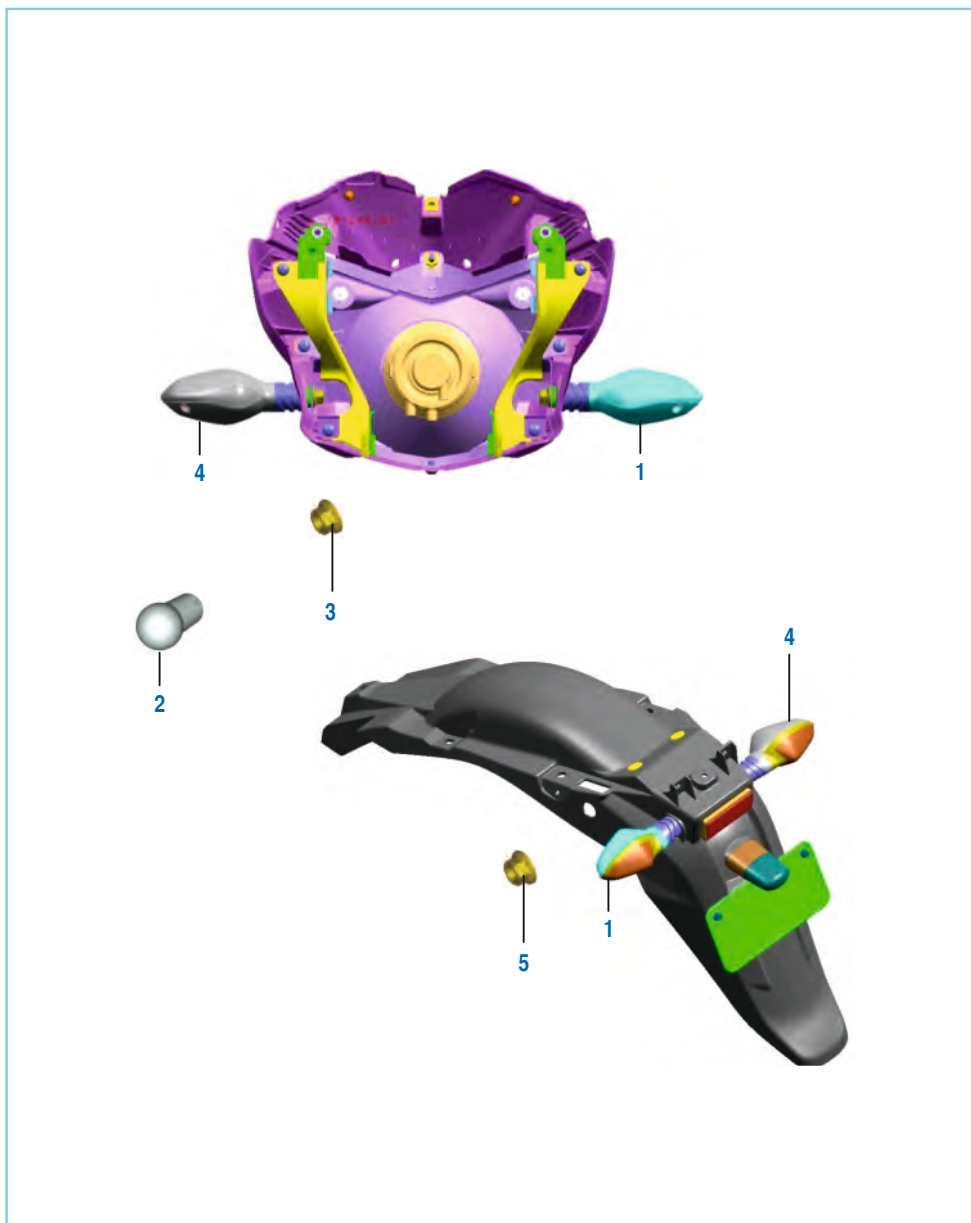
No.	Part No.	Description	Qty.	Remarks
1	36 PA01 22	Kit Chain Case	1	Refer Page No. 99
2	15 1610 69	Rubber Cap	1	
3	LA E000 07	Bolt	6	
	LA D000 53	Bolt	6	alt for LAE00007
4	DX 1610 52	Beading Chain Case	1	

Head Lamp & Fairing

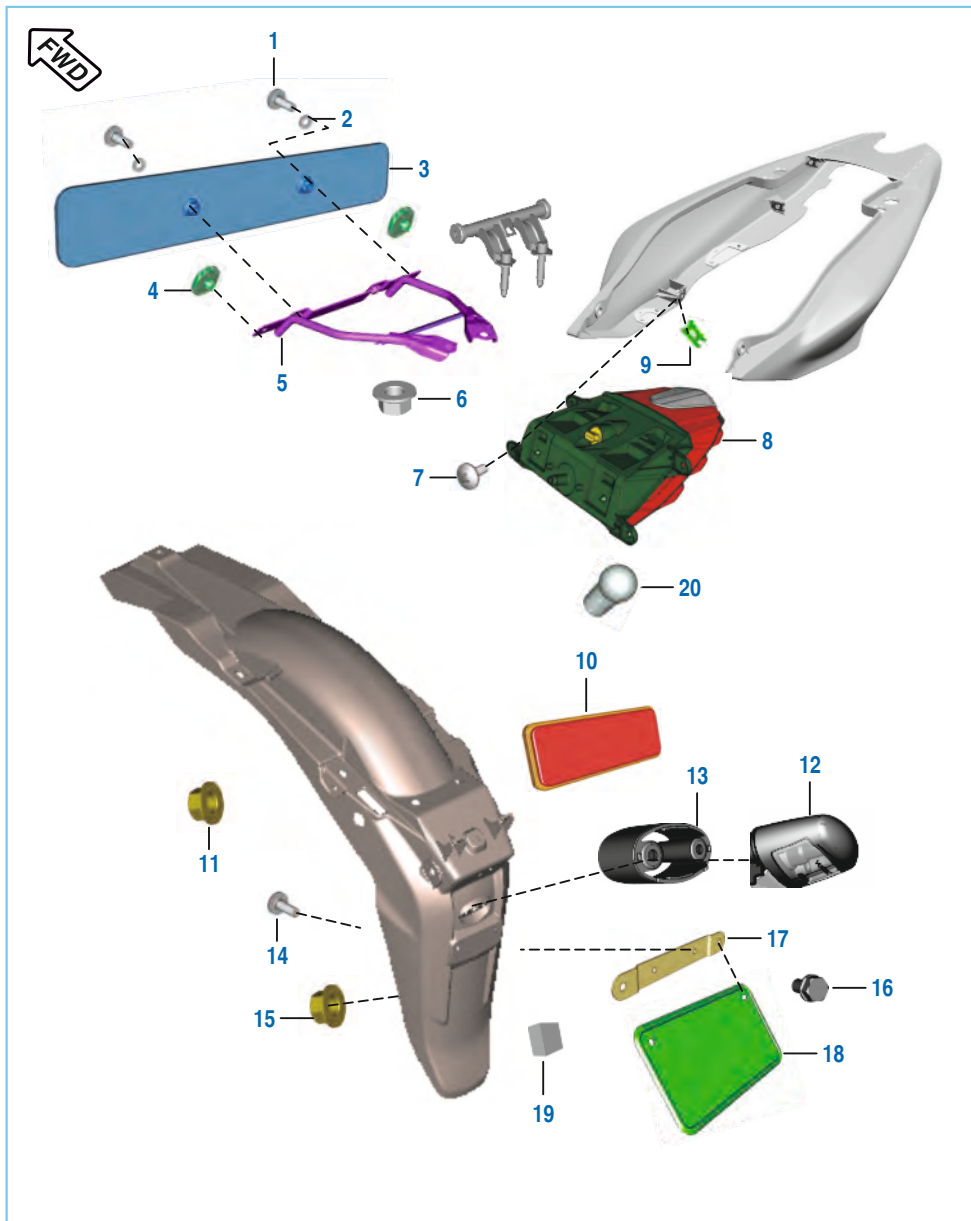


No.	Part No.	Description	Qty.	Remarks
1	YP A130 02	Headlamp W/O Bulb - D100M	1	
2	JZ 4010 29	Wiring Harness Head Lamp	1	N.I.
3	CL 2010 23	Bulb (12V HS1 35/35W)	1	
4	KB UB05 20	Screw - Tapping : 4 X 14	6	
5	KD BA05 12	Washer - Plain	8	
5A	DJ 1612 29	Clip Nut	8	
6	KB UB05 10	Screw Truss	1	
7	39 1766 01	Screw - Pan Cross : M5	4	
8	JG 1812 36	Nut Well - M5X0.8	4	
9	39 2141 24	Washer	4	
10	PA 1812 81	Windshield	1	
11	PA 1812 76	Fairing Structure LH	1	
12	PA 1812 77	Fairing Structure RH	1	
13	PA 1813 01	Damper Fairing	2	
14	PA 1812 83	Bracket Upper Pivot Mounting	1	
15	KA DE06 14	Bolt Flanged	2	Bracket Pivot Mtg
16	39 0722 11	Washer Plain	2	Bracket Pivot Mtg
17	PA 1812 78	Bracket Lower Hinge Mounting	1	
18	PA 1813 05	Washer Special	2	
19	LA D000 91	Bolt - Flange M6	2	
20	DS 1612 87	Bolt - Flange M6	2	
21	DL 1910 20	Lamp 12V 3W	2	
	DH 1910 37	Lamp 12V 3W	2	alt for DL191020
22	39 1970 15	Hex Nut M8	2	

Indicator Light Assembly



No.	Part No.	Description	Qty.	Remarks
1	JZ 4010 38	Indicator Fr RH / Rr LH	2	
2	GH 2010 12	Lamp 12V-10W	4	
3	LC A000 05	Nut Hex M10X1.25	2	
4	JZ 4010 39	Indicator Fr LH / Rr RH	2	
5	39 1225 15	Nut - Hexagon With Flange	2	

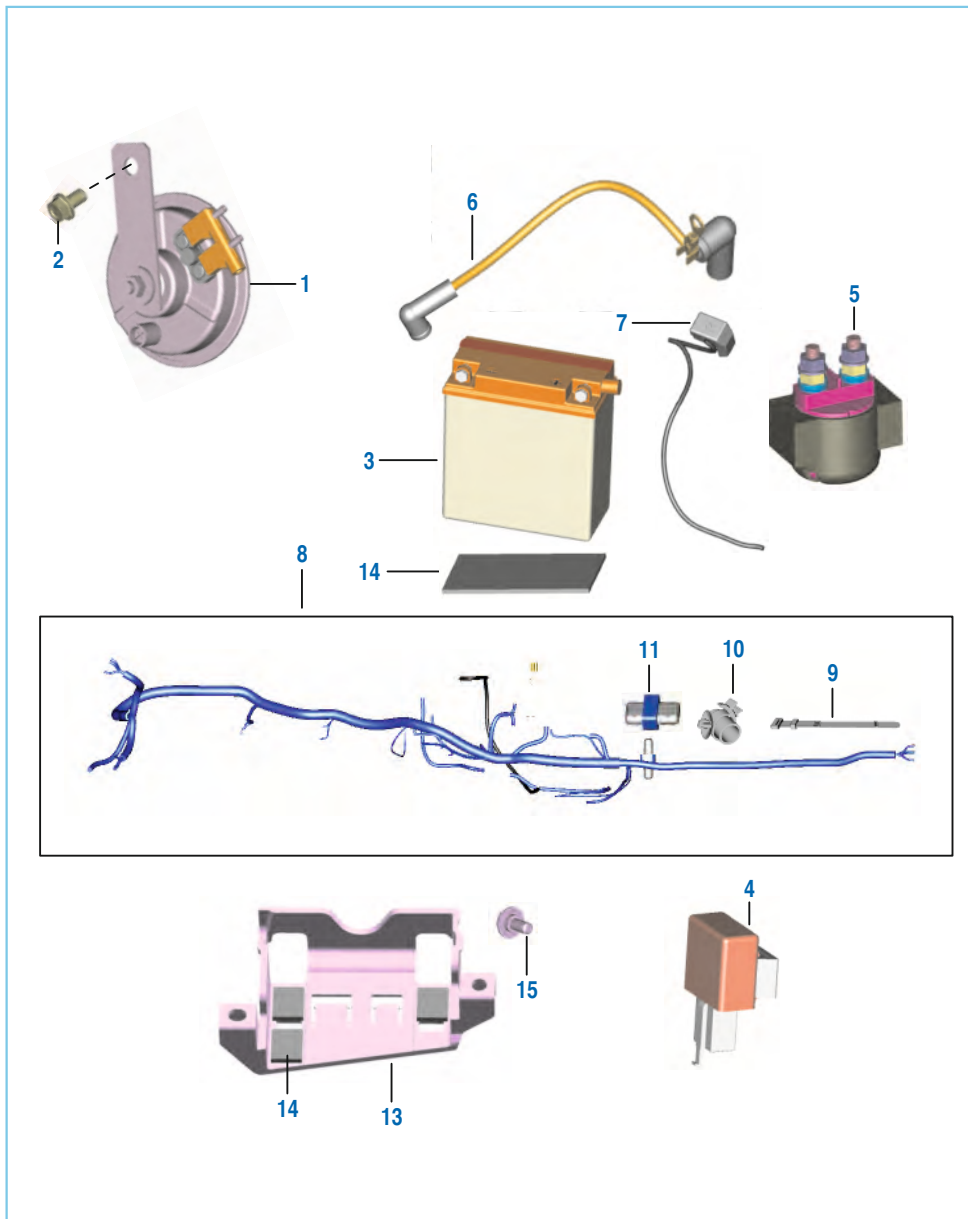


 Front Wheel Direction

Tail Lamp Assly / Front Number Plate


No.	Part No.	Description	Qty.	Remarks
1	39 0044 01	Screw Round Head	2	N.S
2	39 1501 11	Washer Plain	2	
3	JU 2328 00	Front Number Plate	1	
4	JZ 2328 14	Foam	2	
5	PA 1812 79	Bracket Number Plate Front	1	Drum Brake
	JZ 1812 99	Bracket Number Plate Front	1	Disc Brake
6	39 1970 15	Nut	2	
7	39 1907 01	Screw M5	4	
8	YP A130 03	Tail Lamp W/O Bulb - D100M	1	
9	DJ 1612 29	Clip Nut M5	4	
10	DD 2010 02	Reflector - Reflex	1	
11	39 2484 15	Nut - Flange : M5	1	
12	JD 4010 07	Rear Number Plate Lamp	1	
13	JZ 4010 42	Spacer Illumination Lamp	1	
14	KB UA05 45	Screw Trus	2	
15	39 2124 15	Nut - Hexagon With Flange	2	
16	39 2476 04	Bolt - Hexagon Head	2	
17	DJ 1610 72	Bracket-Rear Number Plate	1	
18	DP 1611 45	Plate -No.:Rr	1	
19	JZ 2328 05	Foam Rear Number Plate	1	
20	30 2010 06	Bulb 21/5W	1	

Electrical Equipments



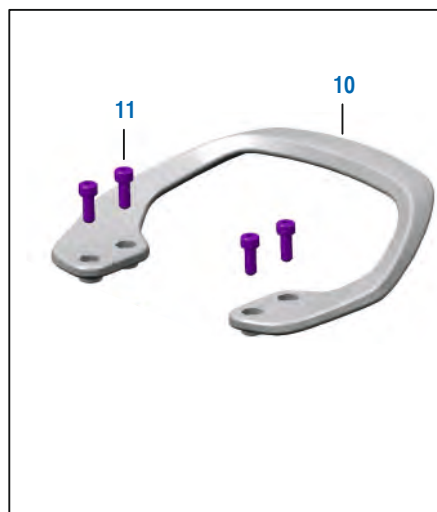
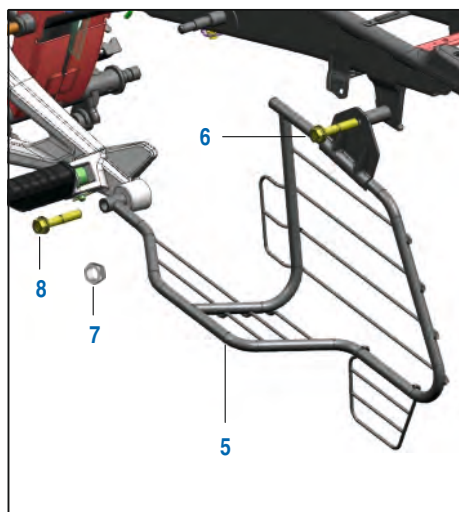
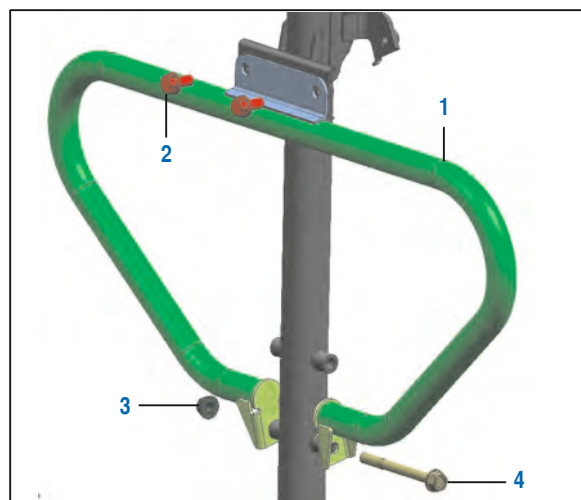
No.	Part No.	Description	Qty.	Remarks
1	JL 4016 02	Horn	1	Alternate
	JG 4016 01	Horn	1	
2	KA DD08 14	Bolt Flanged	2	
3	DS 2010 81	Battery MF 5Ah	1	Not Serviceable
4	DS 2010 25	Flasher - D. C.	1	
5	JN 3516 04	Starter Relay-with Grommet	1	
6	PA 4022 27	Cable Assy St Relay-Motor	1	
7	PA 4022 25	Cable Assy Battery-Earth	1	
8	PA 4022 37	Harness Wiring	1	
	PA 4022 38	Harness Wiring	1	From 22.05.2014
9	30 2010 64	Band	4	
10	60 1114 17	Clip Positive Lock	1	
11	DJ 2012 19	Fuse Box Assly.	1	
12	PA 4018 09	Foam Battery	1	
13	PA 4018 08	Cap Battery	1	Includes Foam N.S
14	LA D001 06	Bolt Flanged Stepped	2	

Tool Kit



No.	Part No.	Description	Qty.	Remarks
1	PA 2310 00	Tool Kit	1	Not Serviceable in Spare
	PA 2310 02	Tool Kit	1	Alternate

Accessories / Grab Handle



No.	Part No.	Description	Qty.	Remarks
1	PA 2312 06	Leg Guard	1	
2	39 2553 04	Bolt Flange M8	2	N.S
	39 1556 04	Bolt Flange M8	2	alt for 39255304
3	39 1970 15	Flange Hex Nut M8	2	
4	KA DD08 80	Bolt Flange M8	1	
5	PA 2312 07	Guard Saree	1	
6	KA DD08 55	Bolt Flange	1	
7	39 0296 15	Hexagon Nut	1	
8	KA DF10 50	Bolt	1	
9	KA CB10 40	Bolt Socket	1	
10	PA 2314 03	Assly Grab Handle	1	
11	KA CA08 20	Bolt-Socket	4	

Kit List



Sr No	Kit Part No.	Kit Description	Consisting of Following Parts		
			Part No.	Description	Qty/Kit
1.	36PA0096	Kit Cylinder Head Assly	31101064	Plug	1
			PA511224	Seat Valve Spring	4
			JA511028	Stud M8X1.25X45L	2
			PA511045	Cylinder Head Machined	1
2.	36PA0094	Kit Valve Repair-D100 4V	39201719	Seal - Oil	2
			PA511223	Valve Spring	2
			PA511210	Retainer Valve Spring	2
			DG101029	Collet	4
3.	36PA0003	Kit Piston Ring Set	JB521207	Ring Piston (Top)	1
			JB521208	Ring Piston (Second)	1
			JB521209	Ring Piston (Oil)	1
4.	36PA0093	Kit Block Piston	PA521012	Block Cylinder	1
			PA521216	Piston Assembly	1
5.	36PA0115	Kit Guide Cam Chain-D125T	JE521019	Guide Cam Chain Tight D102C	1
			JE541030	Guide Cam Chain Slack Side	1
6.	36JE0024	Kit Friction Plate	JE551410	Plate Friction D102C	5
7.	36JZ0023	Kit Primary Drive & Driven	JZ531006	Gear Primary Drive	1
			PF551401	Clutch Hsg Assly Comp	1
8.	36JZ0008	Starter Clutch Repair Kit	DH101163	Roller Clutch(Dia 12X10)	5
			DH101164	Spring Starter Clutch	5
			DJ101109	Bush For Spring Starter	5
			JA621411	Bush Spring Starter Clutch	5
9.	36PA0099	Kit Assly Cover Clutch	JB541207	Cover Clutch	1
			31101064	Plug	2
			JB541201	Jet Clutch Cover	1
			39104119	Seal Oil	1
			30101142	Seal Oil	1

Kit List



Sr No	Kit Part No.	Kit Description	Consisting of Following Parts		
			Part No.	Description	Qty/Kit
10.	JE541233	Assembly Cover Magneto D102C	JZ541210	Cover Magneto	1
			JA541005	Bush Bendix	1
			30101195	Ring - O	1
			JA541233	Cap TDC Finder	1
			JE541230	Label Magneto Cover	1
11.	36PA0145	Assly Crankcase RH	PA541029	Crankcase RH	1
			PF541018	Bushing Drum	1
			JA541011	Needle Roller Bearing Hk1212	1
			52JA0027	Stud (JA541015) Pre-coated	1
			59200036	Bearing - Ball 6203 Hn3 C3	1
			31101064	Plug	1
JA541014	Bolt Shift Change	1			
12.	36DU1007	Boss Kick Set	30101233	Boss	1
			30101234	Spring	1
			30101236	Ball - Steel	1
			30101235	Pin	1
			39085517	Circlip : E-Type	1
14.	36PA0124	Kit Silencer W/O Shield			
15.	36PA0123	Kit Chain Sprocket	PA141011	Chain 120 Link	1
			PA141013	Sprocket Hub (43T)	1
			JB551000	Sprocket Output (14T)	1
16.	36PA0144	Kit Bearing Cone	JZ151090	Bearing Cone	1
			DH181024	Upper Bearing Race	1
			DH181025	Bearing Cone	1
			DJ181115	Cage Bearing Steering	2
			36001052	Grease Lethon RR-3 - 10GM	1

Kit List



Sr No	Kit Part No.	Kit Description	Consisting of Following Parts		
			Part No.	Description	Qty/Kit
17.	36PA0121	Cylinder Complete Fork	30181020	Piston Ring	1
			JZ121013	Cap Oil Lock	1
			DM181008	Rebound Spring	1
			PA121041	Seat Pipe	1
18.	36PA0122	Kit Chain Case Upper+Lower	PA181269	Chain Case Upper Assly	1
			PA181272	Chain Case Lower Assly	1
19.	36PA0125	Kit Carb Jet D100 M	PA581210	Jet Needle	1
			NA	Needle Jet	1
			NA	Holder Needle Jet	1
			NA	Jet Main # 108	1
			NA	Jet Slow # 38	1
			NA	Jet Comp # 38 X # 38	1
20.	36PA0126	Kit Carb Slow Jet D100 M	NA	Screw Adjuster	1
			JB581240	'O' - Ring	1
			JB581244	Spring Compression Coil	1
			JB581245	Plain Washer	1
			JB581246	'O' - Ring	1
21.	36PA0106	Kit Carb Idling Screw D100T Kit	PA581214	Screw Stop	1
			JB581240	O-Ring	1
			PA581215	Spring Compression	1
22.	36PA0127	Kit Carb Throttle Valve D100T	NA	Valve Throttle	1
			PA581217	Bar Clip	1
			PA581218	Collar Magnet Holder	1
			PA581219	Spring Compression	1
23.	36PA0108	Kit Carb Gasket & O Ring D100T	PA581220	Gasket Float Chamber	1
			JB581239	Top Gasket	1
			JB581240	O-Ring	3
			JB581269	O-Ring 24X26 (Eng Side)	1

Kit List



Sr No	Kit Part No.	Kit Description	Consisting of Following Parts		
			Part No.	Description	Qty/Kit
24.	36PA0146	Assly C'case LH	PA541032	C'case LH	1
			39256220	Bearing - NRB	1
			39171519	Seal Oil	1
			59200036	Bearing Ball	1
			JA541036	Plug Oil	1
			JZ541005	Nozzle Oil Jet	1
			JA541005	Bush Bendix	1
			39219019	Seal Oil	1
			25.	36DS1502	Speedo Gear Kit
30151041	Gear Screw	1			
26.	36DK0017	Kit Hardware Brake Rod	30191038	Pin	1
			39021911	Washer Plain	1
			39080808	Split Pin	1
			30191035	Spring	1
			15191026	Pin	1
			30191036	Nut Brake Adjuster	1

Parts Index



Part Number	Figure No.	Page No.	Part Number	Figure No.	Page No.
15 1610 69	2	90	30 2010 06	20	96
22 1502 41	14	26	30 2010 64	9	98
28 1012 14	9	32	31 1011 73	6	12
30 1010 96	5	32	31 1510 07	13	68
30 1011 42	18	28	31 2010 79	12	70
30 1011 95	3	30	31 2010 81	7	22
30 1410 31	10	52	36 0010 52	7	48
30 1410 31	3	82	36 DJ40 31	14	64
30 1410 39	16	82	36 DJ40 32	7	66
30 1510 18	5	68	36 DJ40 33	8	66
30 1510 32	3	60	36 DK00 17	21	70
30 1510 33	1	60	36 DS 15 02	20	60
30 1510 33	3	62	36 DU10 07	11	26
30 1510 35	21	60	36 JE00 24	6	32
30 1510 38	24	60	36 JZ00 08	9	40
30 1510 38	16	68	36 PA00 06	3	32
30 1510 42	22	60	36 PA00 03	5	10
30 1510 68	12	60	36 PA00 93	1	10
30 1510 69	11	60	36 PA00 94	8	6
30 1510 69	14	68	36 PA00 96	1	4
30 1510 96	20	70	36 PA00 99	1	28
30 1511 18	17	60	36 PA01 06	4	34
30 1810 25	4	76	36 PA01 08	6	34
30 1810 26	5	76	36 PA01 15	9	8
30 1810 29	10	76	36 PA01 21	7	76
30 1910 48	24	74	36 PA01 22	1	90

Parts Index



Part Number	Figure No.	Page No.	Part Number	Figure No.	Page No.
36 PA01 24	1	38	39 0326 15	8	54
36 PA01 25	2	34	39 0422 15	9	56
36 PA01 26	3	34	39 0454 11	10	50
36 PA01 27	5	34	39 0553 02	9	50
36 PA01 44	3	48	39 0594 17	2	8
36 PA01 28	8	80	39 0694 15	19	70
36 PA01 29	8	80	39 0722 11	12	84
36 PA01 30	8	80	39 0722 11	16	92
36 PA01 31	8	80	39 0738 17	3	26
36 PA01 32	8	80	39 0740 11	12	82
36 PA01 33	9	80	39 0747 01	10	22
36 PA01 34	9	80	39 0761 01	4	82
36 PA01 35	9	80	39 0784 08	12	52
36 PA01 36	9	80	39 0789 12	17	70
36 PA01 37	9	80	39 0789 12	14	76
36 PA01 38	10	80	39 0797 08	6	56
36 PA01 39	10	80	39 0807 08	22	70
36 PA01 40	10	80	39 0808 08	11	70
36 PA01 41	10	80	39 0817 15	4	18
36 PA01 42	10	80	39 0840 01	15	60
36 PA01 52	2	68	39 0840 01	23	60
39 0044 01	1	96	39 0849 14	10	40
39 0198 11	10	70	39 0900 12	16	60
39 0242 11	6	54	39 0980 04	10	32
39 0292 15	17	50	39 0987 17	4	14
39 0296 15	7	102	39 0992 06	7	16

Parts Index



Part Number	Figure No.	Page No.	Part Number	Figure No.	Page No.
39 0993 11	6	26	39 1907 01	7	96
39 0999 06	11	22	39 1910 38	9	70
39 0999 06	4	24	39 1912 04	23	72
39 0999 06	6	30	39 1951 04	1	84
39 1000 06	2	10	39 1964 04	9	20
39 1001 20	14	32	39 1970 15	22	92
39 1013 21	19	60	39 1970 15	6	96
39 1040 11	11	52	39 1970 15	3	102
39 1041 19	10	28	39 1981 04	20	14
39 1074 04	3	72	39 2017 19	3	6
39 1181 01	15	76	39 2124 15	15	96
39 1225 15	5	94	39 2141 24	9	92
39 1283 21	4	4	39 2179 24	2	82
39 1358 15	7	50	39 2190 19	6	22
39 1501 11	2	96	39 2249 15	20	72
39 1540 11	18	70	39 2408 17	8	26
39 1561 21	19	28	39 2420 01	7	54
39 1671 21	6	28	39 2424 11	2	84
39 1675 04	5	42	39 2453 04	9	18
39 1714 04	14	52	39 2476 04	16	96
39 1715 19	3	22	39 2484 15	6	82
39 1759 04	12	22	39 2484 15	11	96
39 1766 01	7	92	39 2492 11	9	38
39 1789 24	8	84	39 2553 04	2	102
39 1864 20	2	12	39 2562 20	4	22
39 1902 04	3	44	39 2600 11	3	32

Parts Index



Part Number	Figure No.	Page No.	Part Number	Figure No.	Page No.
39 2608 01	3	4	60 1114 17	10	98
39 2629 21	5	4	CF 1110 19	17	42
39 2669 21	14	8	CL 2010 23	3	92
39 2704 11	5	18	CS 1011 28	11	8
39 2723 15	6	46	DD 1010 48	11	42
39 2726 12	2	50	DD 1010 97	12	26
39 2758 21	5	82	DD 1110 11	12	42
52 JA00 27	10	20	DD 1110 12	10	42
59 0400 06	12	76	DD 1110 18	17	42
59 0400 14	16	42	DD 1211 81	8	28
59 0400 19	2	54	DD 1412 27	13	82
59 0400 31	7	8	DD 1610 78	3	70
59 0400 38	2	2	DD 1810 32	6	76
59 0400 38	11	22	DD 2010 02	10	96
59 0400 38	4	28	DD 2011 70	19	72
59 0400 38	10	30	DE 1510 06	2	62
59 0400 50	6	2	DE 1510 08	5	62
59 1100 02	10	6	DE 1510 12	4	62
59 1100 08	4	12	DE 1510 46	2	66
59 1200 03	3	12	DE 1510 47	3	66
59 1500 03	12	62	DE 1510 48	5	66
59 1500 14	2	12	DE 1910 35	4	64
59 2000 36	4	20	DF 1611 02	7	56
59 2000 36	2	22	DF 1810 91	16	72
59 2100 23	16	22	DF 1810 92	18	72
59 2100 24	17	14	DG 1010 29	4	6

Parts Index



Part Number	Figure No.	Page No.	Part Number	Figure No.	Page No.
DG 1013 39	12	18	DJ 1610 61	9	52
DG 1014 18	12	28	DJ 1610 69	4	54
DG 1210 25	8	2	DJ 1610 72	17	96
DG 1210 25	6	36	DJ 1611 86	13	52
DG 1611 21	7	84	DJ 1612 29	9	84
DG 1612 24	3	52	DJ 1612 29	5	92
DH 1010 48	6	8	DJ 1612 29	9	96
DH 1012 64	8	22	DJ 1612 78	18	52
DH 1013 01	6	38	DJ 1811 15	4	48
DH 1013 80	6	20	DJ 1910 25	10	64
DH 1013 80	7	42	DJ 1910 26	11	64
DH 1013 82	7	40	DJ 1910 27	15	64
DH 1013 92	10	8	DJ 1910 29	2	64
DH 1013 95	5	38	DJ 1910 30	3	64
DH 1015 09	11	18	DJ 1910 31	5	64
DH 1017 81	8	40	DJ 1910 34	6	64
DH 1110 13	15	42	DJ 1910 35	7	64
DH 1110 15	13	42	DJ 1910 55	7	72
DH 1210 38	11	36	DJ 1910 58	8	64
DH 1410 48	18	82	DJ 1910 59	1	64
DH 1510 29	16	70	DJ 2011 09	9	64
DH 1610 66	8	56	DJ 2011 73	10	54
DH 1611 21	5	56	DJ 2011 73	12	54
DH 1612 31	16	84	DJ 2012 19	11	98
DJ 1410 08	4	84	DK 1016 10	8	38
DJ 1510 91	9	68	DK 1410 41	15	82

Parts Index



Part Number	Figure No.	Page No.	Part Number	Figure No.	Page No.
DK 2010 49	6	48	DS 1612 87	7	86
DL 1810 80	6	76	DS 1810 12	11	76
DL 1910 20	21	92	DS 1810 15	16	76
DP 1611 45	18	96	DS 1810 16	17	76
DP 1710 06	8	50	DS 1910 52	8	72
DS 1011 17	4	26	DS 1910 78	20	92
DS 1011 54	7	12	DS 2010 25	4	98
DS 1012 15	11	28	DS 2010 81	3	98
DS 1012 76	5	8	DS 2110 09	2	44
DS 1013 66	9	6	DU 1012 13	19	14
DS 1211 26	7	36	DU 1611 02	6	84
DS 1410 12	14	82	DX 1510 08	7	68
DS 1410 12	5	84	DX 1510 15	27	68
DS 1510 48	2	58	DX 1510 18	22	68
DS 1510 49	3	58	DX 1610 52	4	90
DS 1510 52	5	58	DX 1910 01	22	72
DS 1510 53	6	58	DX 1910 09	25	74
DS 1510 87	8	60	DZ 1410 75	17	82
DS 1510 89	10	60	FD 1010 78	2	24
DS 1510 91	9	60	FD 1810 19	15	72
DS 1510 92	6	60	FD 1810 20	14	72
DS 1510 94	7	60	FD 1810 30	4	72
DS 1510 94	20	68	FD 1810 31	13	72
DS 1510 95	5	60	GH 2010 12	2	94
DS 1510 96	15	68	JA 1134 03	5	46
DS 1611 25	3	54	JA 1316 06	18	60

Parts Index



Part Number	Figure No.	Page No.	Part Number	Figure No.	Page No.
JA 3516 00	4	40	JA 5412 33	2	30
JA 5110 08	5	2	JA 5412 35	11	20
JA 5110 28	6	4	JA 5412 36	16	28
JA 5112 11	7	6	JA 5412 37	17	28
JA 5112 16	4	8	JA 5510 02	3	14
JA 5210 18	3	8	JA 5510 04	7	14
JA 5210 19	13	8	JA 5510 08	15	14
JA 5210 19	5	28	JA 5510 09	16	14
JA 5310 07	15	32	JA 5514 06	2	32
JA 5310 12	8	12	JA 5514 20	12	32
JA 5310 15	5	12	JA 5610 02	5	16
JA 5410 05	5	22	JA 5612 07	6	18
JA 5410 05	7	30	JA 5612 08	8	18
JA 5410 10	5	20	JA 5612 09	7	18
JA 5410 11	3	20	JA 5814 06	10	4
JA 5410 12	8	20	JA 5910 40	2	38
JA 5410 14	7	20	JA 6210 01	1	26
JA 5410 16	3	24	JA 6210 02	5	26
JA 5410 21	15	22	JA 6210 06	2	26
JA 5410 28	6	42	JA 6212 01	10	26
JA 5410 34	9	22	JA 6212 06	13	26
JA 5410 44	4	30	JA 6214 02	1	40
JA 5412 05	8	30	JA 6214 06	2	40
JA 5412 11	14	28	JA 6214 10	3	40
JA 5412 12	15	28	JA 6214 14	6	40
JA 5412 25	13	28	JB 1220 09	1	50

Parts Index



Part Number	Figure No.	Page No.	Part Number	Figure No.	Page No.
JB 1220 10	4	50	JB 5812 02	17	34
JB 1220 11	3	50	JB 5812 04	18	34
JB 1220 16	6	50	JB 5812 29	7	34
JB 1310 17	4	60	JB 5812 30	8	34
JB 1310 17	10	62	JB 5812 32	10	34
JB 1310 18	13	60	JB 5812 37	12	34
JB 1310 18	11	62	JB 5812 47	15	34
JB 1310 19	14	60	JB 5812 48	16	34
JB 1310 19	13	62	JB 5812 55	14	34
JB 1310 19	23	68	JB 5812 56	9	34
JB 1310 22	13	60	JB 5812 58	13	34
JB 1312 24	19	68	JB 5812 60	11	34
JB 1312 25	21	68	JD 1110 52	9	82
JB 1812 39	3	90	JD 1110 52	3	84
JB 4014 00	5	72	JD 1220 02	12	50
JB 4022 02	7	10	JD 1410 03	1	68
JB 5110 18	2	4	JD 1610 02	6	70
JB 5110 19	7	4	JD 1610 06	7	70
JB 5310 21	9	12	JD 1910 06	6	44
JB 5510 00	18	14	JD 3512 06	14	42
JB 5514 08	4	32	JD 4010 07	12	96
JB 5514 10	1	32	JD 5110 10	3	2
JB 5514 11	7	32	JD 5210 02	3	10
JB 5514 12	8	32	JD 5514 00	11	32
JB 5710 00	1	24	JD 5610 04	3	16
JB 5710 06	5	24	JD 5610 11	6	16

Parts Index



Part Number	Figure No.	Page No.	Part Number	Figure No.	Page No.
JE 3510 05	2	42	JW 5612 06	2	18
JE 5112 30	8	8	JW 5612 08	3	18
JE 5210 16	12	8	JW 5910 30	7	38
JE 5410 08	9	26	JZ 1130 42	17	52
JE 5412 30	5	30	JZ 1132 07	4	56
JE 5412 31	6	28	JZ 1316 01	9	62
JE 5412 33	1	30	JZ 1318 18	6	62
JE 5514 09	13	32	JZ 1510 81	18	76
JE 5910 02	3	38	JZ 1510 83	5	48
JF 4020 00	4	42	JZ 1510 84	2	48
JG 1812 36	8	92	JZ 1510 91	19	76
JG 4016 01	1	98	JZ 1610 19	2	70
JG 5710 24	13	22	JZ 1612 10	1	88
JK 1814 03	14	98	JZ 1710 04	1	82
JL 1318 07	4	66	JZ 1718 09	10	82
JL 1812 19	10	84	JZ 1718 22	11	82
JL 4016 02	1	98	JZ 1813 22	6	84
JN 1310 03	8	62	JZ 1814 16	5	54
JN 1812 11	14	62	JZ 1910 10	5	44
JN 3516 04	5	98	JZ 2328 05	19	96
JU 2328 00	3	96	JZ 2328 14	4	96
JW 1318 01	1	66	JZ 2331 77	11	80
JW 1318 07	6	66	JZ 4010 29	2	92
JW 3514 00	4	10	JZ 4010 38	1	94
JW 5410 00	3	28	JZ 4010 39	4	94
JW 5410 05	2	28	JZ 4010 42	13	96

Parts Index



Part Number	Figure No.	Page No.	Part Number	Figure No.	Page No.
JZ 5110 21	1	2	KP BB62 01	4	68
JZ 5412 14	7	28	KP BB63 01	1	62
JZ 5512 05	13	14	KP BB63 01	3	68
JZ 5610 02	4	16	KP BC60 04	8	68
JZ 5810 25	5	36	KP BD63 01	2	60
JZ 7306 5J	4	78	LA C000 02	7	62
JZ 7306 3F	4	78	LA D000 01	4	46
JZ 7306 5R	4	78	LA D000 02	3	46
KA CA08 20	11	102	LA D000 11	5	40
KA CB10 40	9	102	LA D000 37	13	64
KA DA06 18	2	36	LA D000 48	8	46
KA DB05 16	6	86	LA D000 53	10	36
KA DD06 70	8	36	LA D000 70	9	36
KA DD08 14	2	98	LA D000 91	19	92
KA DD08 20	5	52	LA D000 95	5	86
KA DD08 55	6	102	LA D001 06	15	98
KA DD08 80	4	102	LA E000 22	11	54
KA DE06 14	15	92	LB U000 04	15	62
KA DE10 50	8	102	LB U000 05	16	62
KA DF06 20	18	42	LB U000 07	15	84
KA DF06 20	11	82	LC A000 01	28	68
KB UA05 45	14	96	LC A000 05	3	94
KB UB05 10	6	92	LC G000 01	2	46
KB UB05 20	4	92	LC L000 03	12	68
KD BA05 12	5	92	LJ A000 04	14	22
KD CB08 16	4	52	LJ A000 11	12	4

Parts Index



Part Number	Figure No.	Page No.	Part Number	Figure No.	Page No.
PA 1112 46	1	48	PA 1312 17	24	68
PA 1130 08	2	52	PA 1312 34	25	68
PA 1130 22	6	52	PA 1312 38	4	58
PA 1130 24	1	52	PA 1312 39	11	68
PA 1130 35	15	52	PA 1312 61	10	68
PA 1130 38	7	52	PA 1312 63	6	68
PA 1130 40	16	52	PA 1316 10	26	68
PA 1130 41	8	52	PA 1318 12	17	68
PA 1132 04	3	56	PA 1318 25	8	70
PA 1132 07	1	56	PA 1318 35	18	68
PA 1132 08	2	56	PA 1318 44	12	64
PA 1134 10	1	46	PA 1510 09	2	72
PA 1134 13	7	46	PA 1510 11	17	72
PA 1210 17	9	76	PA 1510 13	9	72
PA 1210 30	1	76	PA 1510 14	21	72
PA 1210 34	2	76	PA 1610 04	13	70
PA 1210 35	3	76	PA 1610 06	1	70
PA 1210 42	8	76	PA 1612 03	2	88
PA 1210 46	13	76	PA 1612 07	7	44
PA 1220 21	16	50	PA 1612 08	4	88
PA 1220 22	15	50	PA 1612 09	3	88
PA 1220 23	14	50	PA 1710 17	8	82
PA 1220 26	5	50	PA 1812 76	11	92
PA 1220 28	13	50	PA 1812 77	12	92
PA 1220 29	11	50	PA 1812 78	17	92
PA 1310 19	1	58	PA 1812 79	5	96

Parts Index



Part Number	Figure No.	Page No.	Part Number	Figure No.	Page No.
PA 1812 80	1	86	PA 4018 08	13	98
PA 1812 81	10	92	PA 4018 09	12	98
PA 1812 83	2	86	PA 4022 25	7	98
PA 1812 83	14	92	PA 4022 27	6	98
PA 1812 95	13	84	PA 4022 37	8	98
PA 1812 96	14	84	Pa 40223 8	8	98
PA 1813 01	13	92	PA 4024 23	3	86
PA 1813 05	18	92	PA 4024 32	4	86
PA 1814 05	1	54	PA 4026 01	7	82
PA 1814 08	9	54	PA 4024 40	3	86
PA 1910 05	1	44	PA 5010 19	1	20
PA 1910 10	4	44	PA 5110 39	4	2
PA 2310 00	1	100	PA 5112 15	1	8
PA 2312 06	1	102	PA 5112 28	1	6
PA 2312 07	5	102	PA 5112 29	2	6
PA 2314 03	10	102	PA 5112 32	5	6
PA 2316 00	11	72	PA 5112 34	6	6
PA 2316 01	12	72	PA 5212 14	6	10
PA 3512 10	8	42	PA 5310 25	1	12
PA 3510 18	1	42	PA 5410 28	1A	20
PA 3512 12	9	42	PA 5410 31	1	22
PA 3512 15	3	42	PA 5412 13	11	30
PA 3512 17	3	42	PA 5412 17	9	30
PA 4014 00	6	72	PA 5510 02	1	14
PA 4014 01	10	72	PA 5512 05	14	14
PA 4014 05	1	72	PA 5512 06	12	14

Parts Index



Part Number	Figure No.	Page No.	Part Number	Figure No.	Page No.
PA 5512 07	2	14	PA 7104 5R	1	78
PA 5514 05	9	28	PA 7104 5V	1	78
PA 5610 05	1	16	PA 7104 5W	1	78
PA 5614 02	10	18	PA 7204 3B	4	78
PA 5810 29	3	36	PA 7403 3C	2	78
PA 5810 33	12	36	PA 7403 3F	2	78
PA 5810 34	7	2	PA 7403 5R	2	78
PA 5810 34	4	36	PA 7403 5V	2	78
PA 5810 39	1	36	PA 7403 5W	2	78
PA 5812 05	11	4	PA 7404 3C	3	78
PA 5812 28	1	34	PA 7404 3F	3	78
PA 5812 29	1	34	PA 7404 5R	3	78
PA 5814 06	8	4	PA 7404 5V	3	78
PA 5814 07	9	4	PA 7404 5W	3	78
PA 5911 20	4	38	PA 7405 3C	6	80
PA 6210 05	7	26	PA 7405 3F	6	80
PA 2331 38	7	80	PA 7405 5R	6	80
PA 2331 38	7	80	PA 7405 5V	6	80
PA 2331 39	7	80	PA 7405 5W	6	80
PA 2331 42	7	80	PA 7504 3C	5	78
PA 2332 27	7	80	PA 7504 3F	5	78
PA 4014 03	19	72	PA 7504 5R	5	78
PA 7104 3C	1	78	PA 7504 5V	5	78
PA 7104 3F	1	78	PA 7504 5W	5	78

Parts Index



Part Number	Figure No.	Page No.	Part Number	Figure No.	Page No.
PF 1220 19	15	70			
PF 5410 18	2	20			
PF 5510 03	8	14			
PF 5512 00	6	14			
PF 5512 01	5	14			
PF 5512 03	9	14			
PF 5512 04	11	14			
PF 5512 06	10	14			
PF 5610 02	2	16			
PF 5612 00	1	18			
YP A130 02	1	92			
YP A130 03	8	96			
YP A130 04	8	86			
YP A130 05	9	86			
YP A130 06	10	86			
YP A130 07	11	86			
YP A130 08	12	86			
YP A130 09	13	86			
YP A130 10	14	86			
YP A130 11	15	86			
YP A130 14	26	76			